



200711270115
Skagit County Auditor

Document Title:

2007 GENERAL ELECTION CERTIFICATION

Reference Number:

Grantor(s):

[] additional grantor names on page ____.

1. **Skagit County Auditor**
2. **Skagit County Elections**

Grantee(s):

[] additional grantee names on page ____.

1. **Public**
- 2.

Abbreviated legal description:

[] full legal on page(s) ____.


Assessor Parcel / Tax ID Number:

[] additional tax parcel number(s) on page ____.

Oath of County Auditor or Supervisor of Elections

STATE OF WASHINGTON)
) ss.
COUNTY OF SKAGIT)

I solemnly swear that the returns of the General Election held on November 6, 2007, in Skagit County, State of Washington, have been in no way altered and that they are the same as when they were deposited in my office.




County Auditor or Supervisor of Elections

Subscribed and sworn to me this 27th day of November, 2007.



Chairman, County Legislative Authority



County Prosecuting Attorney
Designee

Certification Reconciliation Report General Election November 6, 2007

County: SKAGIT
Date of Completion: November 27, 2007

NOTE: Address confidentiality program participants must be included with service voters.

Registration

Total number of active registered voters in all precincts	59,686
Total number of inactive registered voters in all precincts	3,918
Total registered voters in all precincts	63,604

Total absentee ballots counted (includes absentee, VBM, federal write-in, overseas, out of state, and service ballots)	33,455
--	--------

Total poll site ballots counted (includes poll site and provisional ballots)	0
--	---

Total Ballots counted	33,455 (56.05% Turnout)
------------------------------	--------------------------------



200711270115
Skagit County Auditor

Absentee and VBM Ballots

The total number of absentee/VBM ballots originally issued	59,687
The total number of absentee/VBM ballots received	33,709
The total number of absentee/VBM ballots rejected	254
The total number of absentee/VBM ballots counted	33,455

Federal Write-In Ballots

The total number of federal write-in ballots counted	<u>0</u>
--	----------

Out-of-State, Overseas, and Service Voters

The total number of out-of-state, overseas, and service voters' ballots issued	293
The total number of out-of-state, overseas, and service voters' ballots received	52
The total number of out-of-state, overseas, and service voters' ballots rejected	0
The total number of out-of-state, overseas, and " " ballots counted	52

Provisional Ballots


The total number of provisional ballots issued (by this county)	11
The total number of provisional ballots rejected (includes sending to other counties)	1
The total number of provisional ballots received from other counties	2
The total number of provisional ballots counted	12

Certification of the Canvassing Board

STATE OF WASHINGTON)
) ss.
COUNTY OF SKAGIT)

The undersigned officers designated by law as constituting the Canvassing Board for the County of Skagit, State of Washington, hereby certify that this is a full, true and correct copy of the Abstract of Votes including the cumulative results, precinct results, and a reconciliation report of votes cast at the General Election held on November 6, 2007, in Skagit County, State of Washington, and that the following are the true and reconciled numbers of voters and votes counted.


Witness our hands and official seal this 27th day of November, 2007.



County Auditor



Chairman, County Legislative Authority



County Prosecuting Attorney



200711270115
Skagit County Auditor

Skagit County Elections Department

November 6, 2007 General Election

Canvassing Board Meeting/Certification - November 27, 2007

FINAL NUMBERS FOR CERTIFICATION.

Ballots: Recommend to not count

216 – Late Ballots	Do Not Count
18 – No Signs	Do Not Count
9 – Signature questioned.	Do Not Count
5 Ballots for the wrong election.	Do Not Count
1 ballot voter voted in two counties. Other county processed.	Do Not Count
2 – ballots returned in secrecy envelope only. Can't identify voter.	
1 – Flap signed with no ballot.	Do Not Count
3 – Flap missing, no way to identify voter.	Do Not Count
2 - Ballot signed by voter	Do Not Count

Elections Department Recommendation: **Do not Count**


Auditor/Designee

11-27-07
Date

0
Count


All
Do Not Count


County Commissioner/
Designee

11-27-07
Date

0
Count

All
Do Not Count


Prosecuting Attorney
Designee

11/27/07
Date

0
Count

All
Do Not Count



200711270115
Skagit County Auditor

CERTIFICATION OF THE CANVASSING BOARD
CONCRETE SCHOOL DISTRICT PROPOSITION #1
SKAGIT COUNTY, WASHINGTON
NOVEMBER 6, 2007 GENERAL ELECTION

STATE OF WASHINGTON)
 SS.
COUNTY OF SKAGIT)


We the undersigned being the officers designated by law as constituting the Skagit County Canvassing Board, have completed our canvass of the votes as it pertains to the Concrete School District Proposition #1 in Skagit County, Washington, held within the boundaries of said District on November 6, 2007. The total number of active registered voters in the District was 2,528, the number of ballots cast was 1135: the results were as follows:

PROPOSITION, YES	734	Whatcom – 8	64.67%
PROPOSITION, NO	401	Whatcom – 5	35.33%


The canvass having been completed this November 27, 2007

SKAGIT COUNTY CANVASSING BOARD

NOTE: THIS MEASURE PASSED



County Auditor/Designee



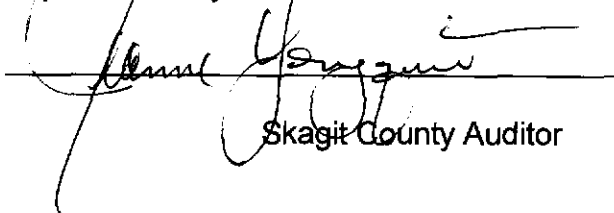
Chairman of County Commissioners/Designee



Prosecuting Attorney/Designee

AFFIDAVIT

I do solemnly swear that the above are the full, true and correct returns of the Concrete School District Proposition #1, involved in the above election and that they have in nowise been altered by additions or erasures and that they are the same as when they were deposited in my office.



Skagit County Auditor


200711270115
Skagit County Auditor

SKAGIT COUNTY ELECTIONS
Absentee Requests Summary Report
ELECTION CODE: 1107

Date	Type	NM Count	OC Count	OG Count	R Count	RM Count	VM Count	Count	Total for Date
09/24/07		1	0	35,744	0	292	22,732	0	58,769
09/25/07		0	0	0	26	0	0	0	26
09/26/07		0	0	0	37	0	0	0	37
09/28/07		0	0	0	23	0	0	0	23
10/01/07		0	0	0	42	0	0	0	42
10/02/07		0	0	0	109	0	0	0	109
10/03/07		0	0	0	40	0	0	0	40
10/04/07		0	0	6	38	0	35	0	79
10/05/07		0	0	0	33	0	0	0	33
10/08/07		0	0	0	13	0	0	0	13
10/09/07		0	0	0	39	0	0	0	39
10/10/07		0	0	18	17	0	36	0	71
10/11/07		0	0	0	18	0	0	0	18
10/12/07		0	0	0	16	0	0	0	16
10/15/07		0	0	0	10	0	0	0	10
10/16/07		0	0	0	14	0	0	0	14
10/17/07		0	0	0	10	0	0	0	10
10/18/07		0	0	0	15	0	0	0	15
10/19/07		0	0	60	9	1	45	0	115
10/22/07		0	0	2	77	0	3	0	82
10/23/07		0	0	0	24	0	4	0	28
10/24/07		0	0	0	33	0	0	0	33
10/25/07		0	0	0	82	0	0	0	82
10/26/07		0	0	0	241	0	3	0	244
10/29/07		0	0	0	47	0	0	0	47
10/30/07		0	0	0	35	0	0	0	35
10/31/07		0	0	0	29	0	1	0	30
11/01/07		0	0	0	24	0	0	0	24
11/02/07		0	0	0	23	0	0	0	23
11/05/07		0	0	0	29	0	0	0	29
11/06/07		0	0	0	56	0	0	0	56
11/07/07		0	0	0	1	0	0	0	1
11/13/07		0	0	2	0	0	0	0	2
11/20/07		0	2	0	0	0	0	0	2
		0	0	0	0	0	0	1	1
Grand Total		1	2	35,832	1,210	293	22,859	1	60,198



200711270115
 Skagit County Auditor

Date: 11/27/07
 Time: 09:11:36 AM
 Election: 1107
 Absentee Type: RM
 All Return Statuses

SKAGIT COUNTY ELECTIONS
 Absentee Ballot List



200711270115

Skagit County Auditor

st (v.040708)
 1

Order By Idnumber

11/27/2007 Page 7 of 368 2:48PM

Type	Voter #	Req #	Name	Address Line 1	Precinct	Split	Bit.	Party	Request	Printed	Returned	Status
RM	00001462	1	ORDONEZ, MICHAEL ANDREW	501 ROOSEVELT BLVD FALLS CHURCH VA 22043	322	02	78	N~P	09/24/07	09/24/07		
RM	00001516	1	DENNISON, JUSTIN CLAY	7913 HEALY RD SEDRO WOOLLEY WA 98284	101	02	2	N~P	09/24/07	09/24/07	10/02/07	X
RM	00001844	1	COGGER, MONICA R	1700 MINDANAO DRIVE # 710 JACKSONVILLE FL 32246	148	02	15	N~P	09/24/07	09/24/07		
RM	00002248	1	KUBISCHTA, JASON PAUL	PSC 819 BOX 9 #3383 FPO AE 09645	308	00	77	N~P	09/24/07	09/24/07	10/25/07	X
RM	00002386	1	WAHLGREN, FREDERICK A	17141 ZOYA DR MOUNT VERNON WA 98274	110	04	25	N~P	09/24/07	09/24/07	10/02/07	X
RM	00002609	1	STARKEY, MEREDITH K	2849 QUEBEC ST, MAIN FRONT VANCOUVER, BC CANADA V5T 3	110	04	25	N~P	09/24/07	09/24/07		
RM	00002904	1	DRUMM, JEAN M	PSC 2 APO AE 09012	405	00	82	N~P	09/24/07	09/24/07		
RM	00003508	1	FEENEY, DAN	5778 CATTAIL PL BOW WA 98232	113	08	8	N~P	09/24/07	09/24/07	10/02/07	X
RM	00003672	1	LUCAS, MARGERY S	PMB 480 APO AE 09128	222	00	76	N~P	09/24/07	09/24/07		
RM	00003784	1	PENDELL, MARK E	U.S. CONSULATE PERTH APO AP 96530	209	00	75	N~P	09/24/07	09/24/07		
RM	00004123	1	WILDERMUTH-KUBISCHTA, ERIKA A	PSC 819 BOX 9 # 3383 FPO AE 09645	308	00	77	N~P	09/24/07	09/24/07	10/25/07	X
RM	00004917	1	HENNESSEE, THERESA	310 S 11TH ST #202 MOUNT VERNON WA 98274	307	00	77	N~P	09/24/07	09/24/07	10/02/07	X
RM	00005184	1	VIZCAYA, RENE M	KBR, USMI SC APO AE 09316	176	01	13	N~P	09/24/07	09/24/07		
RM	00005258	1	WESTLAND, CAROLYN F	7300 LIBERTY COURT FOUNTAIN CO 80817	136	04	52	N~P	09/24/07	09/24/07		
RM	00005438	1	NAKAGAWA, STEVEN D	4833 ROSS HOLLOW LN ARLINGTON TX 38002	209	00	75	N~P	09/24/07	09/24/07	10/22/07	OK
RM	00005457	1	TUCKER, HENRY G	PO BOX 789 MANILA PHILLIPINES 0980	224	00	76	N~P	09/24/07	09/24/07		
RM	00005470	1	RODMAN, JACK R	P.O. BOX 895 RUTHERFORD NJ 07070	127	02	42	N~P	09/24/07	09/24/07	11/09/07	OK
RM	00005584	1	KERLEY, JOSEPH M	906 PLATTNER CT ANAPOLIS MD 21401	122	02	8	N~P	09/24/07	09/24/07		
RM	00005604	1	SHAW, ANITA A	8435 MAGDALENA RUN HELOTES TX 78023	201	00	74	N~P	09/24/07	09/24/07	10/23/07	OK
RM	00006337	1	NELSON, MARK W	VMU-2 DET A FPO AE 09509	222	00	76	N~P	09/24/07	09/24/07		
RM	00006417	1	HOWARD, RYAN E	1122 STERLING RD SEDRO WOOLLEY WA 98284	155	02	2	N~P	09/24/07	09/24/07	10/02/07	X
RM	00006769	1	JONES, EMERY C	18264 PERIWINKLE LN MOUNT VERNON WA 98274	140	02	24	N~P	09/24/07	09/24/07	10/02/07	X
RM	00006785	1	JONES, ELINOR N	18264 PERIWINKLE LN MOUNT VERNON WA 98274	140	02	24	N~P	09/24/07	09/24/07	10/02/07	X
RM	00006926	1	FERRONI, CORA	VIA G. PILATI, 11 FLORENCE ITALY 50136	144	02	28	N~P	09/24/07	09/24/07	10/29/07	OK
RM	00006928	1	BAILEY, NANCY J	VIA G. PILATI 11 FLORENCE ITALY 50136	144	02	28	N~P	09/24/07	09/24/07	10/29/07	OK
RM	00007106	1	BENNINGFIELD, TROY LEE	PSC 450 BOX 611 APO AP 96206	107	02	15	N~P	09/24/07	09/24/07		
RM	00007203	1	REYNOLDS, SARAH E	2317 35TH CT ANACORTES WA 98221	209	00	75	N~P	09/24/07	09/24/07	10/02/07	X
RM	00007220	1	MCDERMOTT, MICHAEL JOHN	138 COLONIAL HILLS DR LILLINGTON NC 27546	217	00	74	N~P	09/24/07	09/24/07		
RM	00007363	1	PARR, PHILIP C	ST-20 8/3 MOO 5 BANTAI 84330 THAILAND	308	00	77	N~P	09/24/07	09/24/07		
RM	00007408	1	MINEGISHI, NAOMI H	1-14-17 IGUCHI TOKYO, JAPAN 181	321	01	77	N~P	09/24/07	09/24/07		
RM	00007440	1	BEVEN, LAUREN F	126 THE RIDGEWAY WELLINGTON NEW ZEALAND	168	07	7	N~P	09/24/07	09/24/07		
RM	00007872	1	HENDRICKSON, HEIDI N	PSC 817 BOX 10 FPO AE 09622	146	00	38	N~P	09/24/07	09/24/07		
RM	00008259	1	CANNON, DONALD C	ACCOUNT PYR 269	151	02	2	N~P	09/24/07	09/24/07		
RM	00008296	1	STRONG, JEREMIAH D	19769 E STACKPOLE RD MOUNT VERNON WA 98274	172	01	30	N~P	09/24/07	09/24/07	10/02/07	X
RM	00008350	1	BARFORD, TAMSIN	STADTHAUSSTR. 9 GERMANY	121	03	36	N~P	09/24/07	09/24/07	11/26/07	UD
RM	00008386	1	ROSS, SUSANNE L	PSC 819 APO AE 09645	127	02	42	N~P	09/24/07	09/24/07	11/02/07	OK
RM	00008636	1	COOLE, WALTER A	4620 10TH AVE. W #804 VANCOUVER, BC CANADA V6R 2	309	00	77	N~P	09/24/07	09/24/07		
RM	00008783	1	KOEHLER, CHRISTOPHER	PSC 78 APO AP 96326	211	00	75	N~P	09/24/07	09/24/07	10/23/07	OK

Date: 11/27/07
Time: 09:11:36 AM
Election: 1107
Absentee Type: RM
All Return Statuses

SKAGIT COUNTY ELECTIONS
Absentee Ballot List



200711270115
Skagit County Auditor

list (v.040708)
ge: 2

Order By Idnumber

11/27/2007 Page

8 of 368 2:48PM

Type	Voter #	Req #	Name	Address Line 1	Precinct	Split	Blt.	Party	Request	Printed	Returned	Status
RM	00008829	1	STAHL, MARK W	5-9-13-301 UKYO NARA-SH1 JAPAN	207	00	75	N~P	09/24/07	09/24/07	10/24/07	OK
RM	00008873	1	SQUIRES, BRADLEY W	221 FAIRLANE DR VANDENBERG AFB CA 93437	146	00	38	N~P	09/24/07	09/24/07	10/23/07	OK
RM	00009033	1	BROWN, GARY L	2319 OREGON AVE ANACORTES WA 98221	222	00	76	N~P	09/24/07	09/24/07	10/02/07	X
RM	00009046	1	LENEY, DEREK J	3903 SENECA DR MOUNT VERNON WA 98273	322	02	78	N~P	09/24/07	09/24/07	10/02/07	X
RM	00009066	1	LAM, KELLY B	42 CRESTMONT 1B HONG KONG	164	01	31	N~P	09/24/07	09/24/07		
RM	00009093	1	VALENTINE, JOE RYAN	GM2 JOE VALENTINE IMPERIAL BEACH CA 91932	502	00	83	N~P	09/24/07	09/24/07		
RM	00009320	1	WESEN, CHAD J	CORPUL PATII CHISINAU REPUBLICA MOLDAVIA	122	03	8	N~P	09/24/07	09/24/07		
RM	00009448	1	PRICE, THOMAS L	34688 DALEA ROAD WINCHESTER CA 92596	501	00	83	N~P	09/24/07	09/24/07		
RM	00009456	1	OMDAL, CATHY A	789 THOMAS RD BOW WA 98232	122	02	8	N~P	09/24/07	09/24/07	10/02/07	X
RM	00009504	1	JOHNSON, TRACI MARIE	15015 GLEN VERDANT DR CULPEPPER VA 22701	101	02	2	N~P	09/24/07	09/24/07		
RM	00009708	1	GRANT, RHIDIAN H	BAY STORE SCOTLAND, UK KA27	308	00	77	N~P	09/24/07	09/24/07		
RM	00009974	1	WILLIAMS, ELIZABETH A	PSC 3 BOX 1919 APO AE 09021	327	00	77	N~P	09/24/07	09/24/07		
RM	00010144	1	ZULLO, MICHAEL LYNN	3404 MARION WAY ANACORTES WA 98221	221	00	76	N~P	09/24/07	09/24/07	10/02/07	X
RM	00010521	1	BOBLET, KRISTY L	PSC 9 APO AE 09123	406	00	80	N~P	09/24/07	09/24/07		
RM	00010533	1	GEPNER, ROBERT	1220 9TH ST ANACORTES WA 98221	217	00	74	N~P	09/24/07	09/24/07	10/02/07	X
RM	00010572	1	YARUSSO, NATHAN J	3805 W 12TH ST ANACORTES WA 98221	222	00	76	N~P	09/24/07	09/24/07	10/02/07	X
RM	00011017	1	BOWMAN, ISAIAH J	1-14-1 KUWAMIZU JAPAN	105	03	11	N~P	09/24/07	09/24/07		
RM	00011018	1	BOWMAN, NEHEMIAH T	1-14-1 KUWAMIZU JAPAN	105	03	11	N~P	09/24/07	09/24/07		
RM	00011030	1	BONAFE, MARIA R	HOVEDGADEM 41 ST ROEDEKRO 6230	306	01	77	N~P	09/24/07	09/24/07		
RM	00011722	1	WAESCHLE, KURT A	FIRE & EMERGENCY SERVICES FPO AE 09627	308	00	77	N~P	09/24/07	09/24/07		
RM	00011970	1	COLOMBO, MARK J	47 MONTGOMERY DRIVE STAFFORD VA 22556	222	00	76	N~P	09/24/07	09/24/07		
RM	00012221	1	HARTER, JEFFREY A	4538 SHOAL CREEK CT ALEXANDRIA VA 22312	224	00	76	N~P	09/24/07	09/24/07		
RM	00012369	1	FREEMAN, TAUNA R	42 FRIERN MOUNT DRIVE LONDON, N20 9DL	134	00	21	N~P	09/24/07	09/24/07		
RM	00012677	1	SENTNER, RICHARD P	11549 BLUE HERON RD BOW WA 98232	146	00	38	N~P	09/24/07	09/24/07	10/02/07	X
RM	00012680	1	SENTNER, SUSAN C	11549 BLUE HERON RD BOW WA 98232	146	00	38	N~P	09/24/07	09/24/07	10/02/07	X
RM	00012704	1	BARNES, AMY J	SIEGENWEG 30 GERMANY 57299	315	00	77	N~P	09/24/07	09/24/07		
RM	00013061	1	LIDDLE, JACOB C	2311 29TH ST ANACORTES WA 98221	220	00	74	N~P	09/24/07	09/24/07	10/02/07	X
RM	00013366	1	GISH, KEVIN J	1453 LAKE KNOLL DR ST LOUIS MO 63367	209	00	75	N~P	09/24/07	09/24/07	10/15/07	OK
RM	00013606	1	LONG, CHRISTY L	CMR 442 BOX 103 APO AE 09042	113	02	8	N~P	09/24/07	09/24/07		
RM	00013733	1	PARKS, DANIEL D	PSC 2 BOX 10875 APO AE 09012	132	06	7	N~P	09/24/07	09/24/07		
RM	00013935	1	GOODELL, KURT B	1324-207 KERSHAW LOOP FAYETTVILLE NC 28314	145	02	2	N~P	09/24/07	09/24/07		
RM	00014062	1	FRAUENZIMMER, MATTHEW T	226 QUEENS WAY NORFOLK VA 23517	221	00	76	N~P	09/24/07	09/24/07	10/03/07	X
RM	00014268	1	RONHAAR, CARL J	3034 GREENWICH ST CARLSBAD CA 92010	316	00	77	N~P	09/24/07	09/24/07		
RM	00014434	1	ROSS, KIM	PSC 819 BOX 32 FPO AE 09645	127	02	42	N~P	09/24/07	09/24/07		
RM	00014735	1	ALEXANDER, LARRY D	5011 MACBETH DR ANACORTES WA 98221	224	00	76	N~P	09/24/07	09/24/07	10/02/07	X
RM	00014736	1	ALEXANDER, MARLA C	5011 MACBETH DR ANACORTES WA 98221	224	00	76	N~P	09/24/07	09/24/07	10/02/07	X
RM	00014997	1	MAYS, JANET R	CMR 480 APO AE 09128	158	01	31	N~P	09/24/07	09/24/07	10/04/07	X
RM	00015032	1	MORGAN, SHIRLENE	1901 COPPER POND PL ANACORTES WA 98221	222	00	76	N~P	09/24/07	09/24/07	10/02/07	X

Date: 11/27/07
Time: 09:11:36 AM
Election: 1107
Absentee Type: RM
All Return Statuses

SKAGIT COUNTY ELECTIONS
Absentee Ballot List



200711270115

Skagit County Auditor

ab_list (v.040708)
Page: 3

11/27/2007 Page

9 of 368 2:48PM

Order By Idnumber

Type	Voter #	Req #	Name	Address Line 1	Precinct	Split	Blt.	Party	Request	Printed	Returned	Status
RM	00015271	1	JENNINGS, RODNEY J	UNIT 15549 BOX 93 APO AP 96205	220	00	74	N-P	09/24/07	09/24/07		
RM	00015272	1	JENINGS, APRIL M	UNIT 15549 BOX 93 APO AP 96205	220	00	74	N-P	09/24/07	09/24/07		
RM	00015466	1	BIGELOW, JAMES W	CHARLES PEAK SUBD #22 CEBU	222	00	76	N-P	09/24/07	09/24/07		
RM	00015480	1	HENDERSON, ALLAN B	19716 E CONWAY HILL LN MOUNT VERNON WA 98274	160	00	30	N-P	09/24/07	09/24/07	10/02/07	X
RM	00015526	1	BURRESS, TARA A	10384-B COLLINS RD SEDRO WOOLLEY WA 98284	151	02	2	N-P	09/24/07	09/24/07		
RM	00015564	1	MCDERMOTT, SEAN M	342 CHRIS LOOP CHEYENNE WY 82007	126	00	21	N-P	09/24/07	09/24/07		
RM	00015672	1	COGGINS, DANNY R	902 SIR LIONEL CT NEWPORT NEWS VA 23608	111	02	15	N-P	09/24/07	09/24/07		
RM	00015691	1	KLING, MICHAEL C	C/O BECHTEZ TRINIDAD LNG PROJ HOUSTON TX 77252	220	00	74	N-P	09/24/07	09/24/07		
RM	00015961	1	GUENTHER, DARREN B	1703 L AVE ANACORTES WA 98221	217	00	74	N-P	09/24/07	09/24/07	10/02/07	X
RM	00015980	1	ALBA, MIKE JAY	16 EN CMR 452 BOX 156 APO AE 09045	110	04	25	N-P	09/24/07	09/24/07	11/01/07	UD
RM	00016062	1	BETHARDS, BLAKE J	PEPPERDINE UNIVERSITY FLORENCE, ITALY 50129	119	01	31	N-P	09/24/07	09/24/07		
RM	00016176	1	ALLEN, ANDREW M	PSC 812 FPO AE 09627	207	00	75	N-P	09/24/07	09/24/07		
RM	00016344	1	GUENTHER, NICOLE R	1703 L AVE ANACORTES WA 98221	217	00	74	N-P	09/24/07	09/24/07	10/02/07	X
RM	00016386	1	PETERSON, CHAD D	PFC PETERSON, CHAD D. FPO AP 96426	174	01	19	N-P	09/24/07	09/24/07		
RM	00016555	1	MONAHAN, JULIA	PSC 812 BOX 3130 SLOT 250 FPO AE 09627	303	00	77	N-P	09/24/07	09/24/07		
RM	00016765	1	STOWE, ANDREW D	US EMBASSY JAKARTA FPO AP 96520	405	00	82	N-P	09/24/07	09/24/07		
RM	00016766	1	STOWE, KATHRYN M	US EMBASSY JAKARTA FPO AP 96520	405	00	82	N-P	09/24/07	09/24/07		
RM	00016867	1	MARTIN, CRYSTAL A	1721 NORVIEW AVE APT K2 NORFOLK VA 23518	601	00	84	N-P	09/24/07	09/24/07		
RM	00017959	1	KESLER, PAUL T	451 S NORRIS ST #206 BURLINGTON WA 98233	503	00	83	N-P	09/24/07	09/24/07	10/02/07	X
RM	00018093	1	GIOVANE, JESSIE G	1 SEAFIELD RD FLAT R/3/1 SCOTLAND UK DD14	801	00	86	N-P	09/24/07	09/24/07	10/30/07	UD
RM	00018323	1	MCCARTY, JACOB J	17283 OLYMPIC PL MOUNT VERNON WA 98274	144	02	28	N-P	09/24/07	09/24/07	10/02/07	X
RM	00018634	1	LISA, CYNTHIA P	23319 PATUXENT VIEW RD LEXINGTON PARK MD 20653	206	00	75	N-P	09/24/07	09/24/07		
RM	00018655	1	SAURA, JASON M	15396 DEWEY CREST LN ANACORTES WA 98221	119	01	31	N-P	09/24/07	09/24/07	10/02/07	X
RM	00018678	1	SCHATZ, JOHN I	1805 E FAIRHAVEN AVE BURLINGTON WA 98233	504	01	83	N-P	09/24/07	09/24/07	10/02/07	X
RM	00019371	1	RANZ, JENNIFER W	PSC 477 BOX 866 FPO AP 96306	207	00	75	N-P	09/24/07	09/24/07		
RM	00019455	1	GARRATT, FRANCES F	#5020 - 12850 26TH AVENUE SURREY BC V4P 1S1	301	00	77	N-P	09/24/07	09/24/07		
RM	00019849	1	DEKLYEN, DAVID A	1627 S 30TH ST MOUNT VERNON WA 98274	308	00	77	N-P	09/24/07	09/24/07	10/02/07	X
RM	00019939	1	FERRONI, SEAN	VIA ROMA 585 ITALY 50012	144	02	28	N-P	09/24/07	09/24/07		
RM	00020008	1	COOK, DANIEL W	1120 4TH ST ANACORTES WA 98221	201	00	74	N-P	09/24/07	09/24/07	10/02/07	X
RM	00020334	1	KROEKER, WILMA HIEBERT	307-895 WILKES AVE WINNIPEG MB R3P 1B8	159	03	21	N-P	09/24/07	09/24/07	10/17/07	OK
RM	00020451	1	RANDALL, JESSECA M	805 N 15TH ST MOUNT VERNON WA 98273	306	00	77	N-P	09/24/07	09/24/07	10/02/07	X
RM	00020636	1	MAHER, WILLIAM J	2505 CINDY PL MOUNT VERNON WA 98273	321	01	77	N-P	09/24/07	09/24/07	10/02/07	X
RM	00020692	1	CANTU, PATRICIA A	23501 MOLLY LN MOUNT VERNON WA 98274	110	04	25	N-P	09/24/07	09/24/07	10/02/07	X
RM	00020757	1	MOSHTAGH, JENNIFER	1110-8111 YONGE STREET CANADA L3T	307	00	77	N-P	09/24/07	09/24/07		
RM	00020872	1	REYNOLDS, TIMOTHY D	2317 35TH CT ANACORTES WA 98221	209	00	75	N-P	09/24/07	09/24/07	10/02/07	X
RM	00021023	1	ACKERMANN, TYLER J	1403 S 6TH ST MOUNT VERNON WA 98273	301	00	77	N-P	09/24/07	09/24/07	10/02/07	X
RM	00021124	1	PETERSON, ROBERT T	PSC 817 BOX 2306 FPO AE 09622	217	00	74	N-P	09/24/07	09/24/07		
RM	00021133	1	POET, HANNAH M	C/O KATHLEEN POET APO AE 09096	125	00	2	N-P	09/24/07	09/24/07		

Date: 11/27/07
Time: 09:11:36 AM
Election: 1107
Absentee Type: RM
All Return Statuses

SKAGIT COUNTY ELECTIONS
Absentee Ballot List



200711270115
Skagit County Auditor

list (v.040708)
ge: 4

Order By Idnumber

11/27/2007 Page 10 of 368 2:48PM

Type	Voter #	Req #	Name	Address Line 1	Precinct	Split	Blt.	Party	Request	Printed	Returned	Status
RM	00021135	1	PETERSON, SHANNON M	PSC 817 BOX 2306 FPO AE 09622	217	00	74	N~P	09/24/07	09/24/07	10/24/07	OK
RM	00021271	1	HANSEN, CHRISTINA C	PSC 477 FPO AP 96306	217	00	74	N~P	09/24/07	09/24/07	10/29/07	OK
RM	00021364	1	DOUTRICH, LORI J	C/O RUBEN LEAL MEXICO	107	02	15	N~P	09/24/07	09/24/07		
RM	00021365	1	DOUTRICH, JACK T	AMBASSADOR'S OFFICE APO AE 09316	107	02	15	N~P	09/24/07	09/24/07		
RM	00021440	1	BROWN, DAVILYNN E	1520 E SPRUCE ST MOUNT VERNON WA 98273	315	00	77	N~P	09/24/07	09/24/07	10/02/07	X
RM	00021628	1	WENKE, PETER J	8520 MURRAY DR A 22 HANAHAN SC 29406	224	00	76	N~P	09/24/07	09/24/07		
RM	00021674	1	MENNELLA, PAUL L	SAN FELICE 9 1 INT 8 BOLOGNA ITALY 40122	108	07	19	N~P	09/24/07	09/24/07		
RM	00021820	1	ONKST, SUSAN R	HHC 18TH MEDCOM APO AP 96205	315	00	77	N~P	09/24/07	09/24/07		
RM	00022216	1	KNUTZEN, RAYMOND E	9777 SAMISH ISLAND RD BOW WA 98232	146	00	38	N~P	09/24/07	09/24/07	10/02/07	X
RM	00022222	1	LIVINGSTON, RICHARD S	1350 CRYSTAL LN BURLINGTON WA 98233	505	00	83	N~P	09/24/07	09/24/07	10/02/07	X
RM	00022313	1	BENNINGFIELD, JI-SUN	PSC 450 BOX 611 APO AP 96206	107	02	15	N~P	09/24/07	09/24/07		
RM	00022417	1	HUDSON, JANNA D	PSC 827 FPO AE 09617	221	00	76	N~P	09/24/07	09/24/07		
RM	00022430	1	CORY, WILLIAM S	6909 STEELHEAD LN BURLINGTON WA 98233	109	04	21	N~P	09/24/07	09/24/07		
RM	00022445	1	BOHANNON, KYLE D	22890 BUCHANAN ST MOUNT VERNON WA 98273	141	01	29	N~P	09/24/07	09/24/07	10/02/07	X
RM	00022504	1	CARROLL, MELINDA J	2410 MONICA DR MOUNT VERNON WA 98273	321	01	77	N~P	09/24/07	09/24/07	10/02/07	X
RM	00022507	1	CARROLL, STERLING W	PO BOX 1392 PHILIPPINES	321	01	77	N~P	09/24/07	09/24/07		
RM	00022638	1	HUDSON, THOMAS C	PSC 827 FPO AE 09617	221	00	76	N~P	09/24/07	09/24/07		
RM	00022675	1	ALBA, TIMOTHY W	16 EN BN APO AE 09045	110	04	25	N~P	09/24/07	09/24/07		
RM	00022712	1	TALLEY, TERRILL W	401 COFFMAN LN SEDRO WOOLLEY WA 98284	405	00	82	N~P	09/24/07	09/24/07	10/02/07	X
RM	00022745	1	MOSER, LILLOOET A	HHL 898 EN BN 81ST BDE APO AE 09391	601	00	84	N~P	09/24/07	09/24/07		
RM	00022817	1	LUCAS, MARXIMILLIAN J	CMR 480 APO AE 09128	224	00	76	N~P	09/24/07	09/24/07		
RM	00022951	1	ANDERSON, JAMIE L	10397 RIDGE PL SEDRO WOOLLEY WA 98284	151	02	2	N~P	09/24/07	09/24/07	10/02/07	X
RM	00023021	1	AGUIRRE, ALBERTO V	PSC 473 FPO AP 96349	505	00	83	N~P	09/24/07	09/24/07		
RM	00023050	1	MILLAR, ANDREW G	N. GREENVILLE COLLEGE #2971 TIGERVILLE SC 29688	506	00	83	N~P	09/24/07	09/24/07		
RM	00023060	1	CHAHARY, MARTHA E	31 AVENUE BOSQET PARIS FRANCE	155	02	2	N~P	09/24/07	09/24/07		
RM	00023090	1	HUTCHISON, JODY R	17306 SOUNDVIEW RD MOUNT VERNON WA 98274	144	02	28	N~P	09/24/07	09/24/07	10/02/07	X
RM	00023267	1	WILSON, ALDRICH L	PSC 78 BOX 7415 APO AP 96326	503	00	83	N~P	09/24/07	09/24/07		
RM	00023383	1	BEDARD, MICHAEL E	26899 LIBBY LN EVANS MILLS NY 13637	159	03	21	N~P	09/24/07	09/24/07		
RM	00023623	1	PHILLIPS, JEREMY R	PSC1 BOX 2105 APO AE 09009	301	00	77	N~P	09/24/07	09/24/07	10/04/07	X
RM	00023624	1	PHILLIPS, LISA M	PSC1 BOX 2105 APO AE 09009	301	00	77	N~P	09/24/07	09/24/07	10/04/07	X
RM	00023791	1	FARRELL, RAMSEY G	PSC2 BOX 7799 APO AE 09012	402	00	80	N~P	09/24/07	09/24/07		
RM	00023975	1	AGUIRRE, MILA C	PSC 473 FPO AP 96349	505	00	83	N~P	09/24/07	09/24/07		
RM	00024021	1	JONES, JOSHUA L	2315 12TH ST ANACORTES WA 98221	220	00	74	N~P	09/24/07	09/24/07	10/02/07	X
RM	00024078	1	EYMAN, RICK C	PSC 812 FPO AE 09627	222	00	76	N~P	09/24/07	09/24/07		
RM	00024108	1	PARKER, DUSTIN S	USS CURTIS WILBUR FPO AP 96683	321	01	77	N~P	09/24/07	09/24/07		
RM	00024181	1	FRADALE, PAUL A	3-16-8 KOTABE, SAWARA-KU JAPAN	321	01	77	N~P	09/24/07	09/24/07		
RM	00024192	1	FRADALE, KIMBERLY J	3-16-8 KOTABE, SAWARA-KU JAPAN	321	01	77	N~P	09/24/07	09/24/07		
RM	00024193	1	CANNON, TERRI L	PO BOX 634 SEDRO WOOLLEY WA 98284	404	00	81	N~P	09/24/07	09/24/07	10/02/07	X

Date: 11/27/07
Time: 09:11:36 AM
Election: 1107
Absentee Type: RM
All Return Statuses

SKAGIT COUNTY ELECTIONS
Absentee Ballot List



200711270115

Skagit County Auditor

b_list (v.040708)
Page: 5

11/27/2007 Page 11 of 368 2:48PM

Order By Idnumber

Type	Voter #	Req #	Name	Address Line 1	Precinct	Split	Bit.	Party	Request	Printed	Returned	Status
RM	00024194	1	CANNON, JAMES R	PO BOX 634 SEDRO WOOLLEY WA 98284	404	00	81	N~P	09/24/07	09/24/07	10/02/07	X
RM	00024197	1	PITT, JUSTIN D	3025 WITHERS PL MOUNT VERNON WA 98274	311	00	77	N~P	09/24/07	09/24/07	10/02/07	X
RM	00024322	1	KNISER, PATRICIA F	CHEMIN JEAN ROUX FRANCE	801	00	86	N~P	09/24/07	09/24/07	10/24/07	OK
RM	00024333	1	RAYMOND, STEVEN C	4425 PRAIRIE LN SEDRO WOOLLEY WA 98284	166	00	2	N~P	09/24/07	09/24/07	10/02/07	X
RM	00024342	1	BURSON, JULIE L	125 DUNGCA WAY TAMUNING GU 96911	220	00	74	N~P	09/24/07	09/24/07		
RM	00024345	1	KRUGER, KENNETH A	CCO 52ND AVN UNIT 15203 APO AP 96271	107	02	15	N~P	09/24/07	09/24/07		
RM	00024346	1	COPPESS, MARK S	107 ELLINGTON PL JACKSONVILLE NC 28540	316	01	77	N~P	09/24/07	09/24/07		
RM	00024370	1	CROTEAU, LAURA S	785 EVELYN DRIVE W. VANCOUVER B.C. V5T 4	122	03	8	N~P	09/24/07	09/24/07	10/18/07	UD
RM	00024497	1	PANGBORN, MARVIN C	RD 13 RAKAIA NEW ZEALAND	124	02	40	N~P	09/24/07	09/24/07		
RM	00024510	1	WARE, JAMES HUNTER III	CMR 480 BOX 41 APO AE 09128	209	00	75	N~P	09/24/07	09/24/07	11/07/07	OK
RM	00024511	1	DEESE, DON E	1093 KYE BAY ROAD CANADA V9M 3	503	00	83	N~P	09/24/07	09/24/07		
RM	00024523	1	ORDONEZ, WANPEN	501 ROOSEVELT BLVD FALLS CHURCH VA 22043	322	02	78	N~P	09/24/07	09/24/07		
RM	00024543	1	SCHLIMGEN, JUDITH H	2715 RUE DES BERGES LEVIS, QUEBEC CANADA G6U	207	00	75	N~P	09/24/07	09/24/07		
RM	00024693	1	KORTLEVER, ADAM J	18012 SANDY LN BURLINGTON WA 98233	156	01	21	N~P	09/24/07	09/24/07	10/02/07	X
RM	00024717	1	MANUEL, DANIEL G	201 FAIRWAY DR. WARRENSBURG MO 64093	127	02	42	N~P	09/24/07	09/24/07	10/24/07	OK
RM	00024768	1	KLEVEN, BRIAN R	3510 MARION WAY ANACORTES WA 98221	221	00	76	N~P	09/24/07	09/24/07	10/02/07	X
RM	00024774	1	KLEVEN, JEANENE M	3510 MARION WAY ANACORTES WA 98221	221	00	76	N~P	09/24/07	09/24/07	10/02/07	X
RM	00024842	1	DUVALL, CRAIG W	PO BOX 43 CLEAR LAKE WA 98235	116	02	29	N~P	09/24/07	09/24/07	10/02/07	X
RM	00024952	1	ANDERSON, MICHAEL D	ATBN COMM PL T9TH MEB CAMP LEJUNE NC 28542	401	00	79	N~P	09/24/07	09/24/07		
RM	00025026	1	MCKENDREE, ROBERT B	USS ABRAHAM LINCOLN FPO AP 96612	147	05	46	N~P	09/24/07	09/24/07	10/17/07	UD
RM	00025221	1	SILL, ROBERT J	22911 GREENOUGH LN SEDRO WOOLLEY WA 98284	137	02	2	N~P	09/24/07	09/24/07	10/02/07	X
RM	00025225	1	PERCIFIELD, GLEN S	26 GLACIER PL S W CALGARY AB T3E	110	04	25	N~P	09/24/07	09/24/07		
RM	00025311	1	SMITH, ANTHONY I M	VIA D. MILLELIRE, 6 ITALY	156	01	21	N~P	09/24/07	09/24/07		
RM	00025347	1	ALLEN, KYONG-HUI	PSC 812 FPL AE 09627	207	00	75	N~P	09/24/07	09/24/07		
RM	00025354	1	MCIRVIN, JEFFREY S	1131 CARSON DR HUNTINGTOWN MD 20639	158	01	31	N~P	09/24/07	09/24/07		
RM	00025372	1	BROOKE, RYAN J	PO BOX 1126 MT VERNON WA 98273	119	01	31	N~P	09/24/07	09/24/07	10/02/07	X
RM	00025742	1	DREW, STANLEY W	PO BOX 2264 SWAZILAND	204	00	74	N~P	09/24/07	09/24/07		
RM	00025743	1	DREW, SUE A	PO BOX 2264 SWAZILAND	207	00	75	N~P	09/24/07	09/24/07		
RM	00025744	1	FRANZ, GEORGE FREDERICK	44833 SHADY HOLLOW LANE CALIFORNIA MD 20619	222	00	76	N~P	09/24/07	09/24/07		
RM	00025818	1	HINSON, CYNTHIA D	17218 COHO CT MOUNT VERNON WA 98274	140	03	25	N~P	09/24/07	09/24/07	10/02/07	X
RM	00025932	1	BARTHOLOMEUS, DEWEY M	5905 DOCKSIDE ST SAN DIEGO CA 92139	155	02	2	N~P	09/24/07	09/24/07		
RM	00025979	1	BIRKLE, AMY C	2801 W 2ND ST ANACORTES WA 98221	220	00	74	N~P	09/24/07	09/24/07	10/02/07	X
RM	00026078	1	BARBER, CATRIN	C/O AMERICAN NICARAGUAN SCHOOL MIAMI FL 33152	164	01	31	N~P	09/24/07	09/24/07		
RM	00026156	1	GRAAFSTRA, JEREMY D	TOKYO-TO, KOKUBUNJI JAPAN 185	160	00	30	N~P	09/24/07	09/24/07		
RM	00026184	1	CLARK, STEVEN J	9095 BAYVIEW EDISON RD BOW WA 98232	108	06	18	N~P	09/24/07	09/24/07	10/02/07	X
RM	00026211	1	HERSEY, TYLER W	3153 BIZ POINT RD ANACORTES WA 98221	158	01	31	N~P	09/24/07	09/24/07	10/02/07	X
RM	00026212	1	ALLBAUGH, MATTHEW L	1ST C.E.B. SUPT. CO. H.E.PLT CAMP PENDLETON CA 92055	137	02	2	N~P	09/24/07	09/24/07		
RM	00026340	1	BRAUTASET, LASSE A	LILLEVANNSVEIEN 53C OSLO NORWAY 0788	136	04	52	N~P	09/24/07	09/24/07		

Date: 11/27/07
Time: 09:11:36 AM
Election: 1107
Absentee Type: RM
All Return Statuses

SKAGIT COUNTY ELECTIONS
Absentee Ballot List



200711270115

Skagit County Auditor

List (v.040708)
je: 6

11/27/2007 Page 12 of 368 2:48PM

Order By Idnumber

Type	Voter #	Req #	Name	Address Line 1	Precinct	Split	Blt.	Party	Request	Printed	Returned	Status
RM	00026344	1	HUTCHISON, DONALD W	PO BOX 4845 CHINO VALLEY AZ 86323	126	00	21	N~P	09/24/07	09/24/07	10/23/07	OK
RM	00026347	1	BARBER, SCOTT A	AMERICAN NICARAGUAN SCHOOL MIAMI FL 33152	164	01	31	N~P	09/24/07	09/24/07		
RM	00026350	1	ABELMAN, SAMUEL N	FLAT 12 LONDON, ENGLAND E28NP	220	00	74	N~P	09/24/07	09/24/07		
RM	00026366	1	FRANCIOCH, GREGORY A	327 PARK DRIVE ATTOS CA 95003	217	00	74	N~P	09/24/07	09/24/07	10/03/07	X
RM	00026380	1	LANTING, FRANK T	420 CANTRELL PLACE SW T2W2A4 CANADA	207	00	75	N~P	09/24/07	09/24/07	10/31/07	OK
RM	00026416	1	ELMORE, EILEEN ROSS	HILLSIDE VILLA ANTIGUA AND BARBUDA	217	00	74	N~P	09/24/07	09/24/07		
RM	00026418	1	BRUSKIN, SPENCER	PO BOX 477 AUSTRALIA	327	00	77	N~P	09/24/07	09/24/07		
RM	00026480	1	EKSTRAN, KRISTEN D	5199 FILBERT LN BOW WA 98232	146	00	38	N~P	09/24/07	09/24/07	10/02/07	X
RM	00026584	1	FREDERICK, DANIEL E	8053 WENATCHEE PL NW SILVERDALE WA 98383	307	00	77	N~P	09/24/07	09/24/07		
RM	00026585	1	FREDERICK, PAULA F	8053 WENATCHEE PL NW SILVERDALE WA 98383	307	00	77	N~P	09/24/07	09/24/07		
RM	00026648	1	MOORTHY, ANDHRA E	APT8, 66 501 AREE S. NORTH THAILAND 10400	309	00	77	N~P	09/24/07	09/24/07		
RM	00026651	1	GRAHAM, DENI J	37 MILYERRA RD NSW AUSTRALIA	126	00	21	N~P	09/24/07	09/24/07		
RM	00026680	1	HEBARD, JUANITA A	NO. 159 SECTION 2 TAINAN TAIWAN 70050	311	00	77	N~P	09/24/07	09/24/07		
RM	00026685	1	FAIR, RYAN J	37 MILYERRA RD. NSW AUSTRALIA	126	00	21	N~P	09/24/07	09/24/07		
RM	00026751	1	AHEARN, AARON M	1010 S 13TH ST MOUNT VERNON WA 98274	309	00	77	N~P	09/24/07	09/24/07	10/02/07	X
RM	00026768	1	ENGELS, NANCY A	18107 63A AVE SURREY, BC CANADA V3S 5	207	00	75	N~P	09/24/07	09/24/07	11/05/07	OK
RM	00026769	1	ENGELS, JOHN P	18107 63A AVE SURREY, BC CANADA V3S 5	207	00	75	N~P	09/24/07	09/24/07	11/08/07	OK
RM	00026778	1	IZZO, JESS B	2015 S 18TH ST MOUNT VERNON WA 98274	308	00	77	N~P	09/24/07	09/24/07	10/02/07	X
RM	00026805	1	HALL, GRIFFIN R	USCGC MORGENTHAU (WHEC-722) FPO AP 96672	217	00	74	N~P	09/24/07	09/24/07		
RM	00026807	1	HARRIS, CHERYL C	830 TOWNSHIP ST SEDRO WOOLLEY WA 98284	405	00	82	N~P	09/24/07	09/24/07	10/02/07	X
RM	00026814	1	JOHNSON, JILL	28 BLISS MINE ROAD MIDDLETOWN RI 02842	221	00	76	N~P	09/24/07	09/24/07	10/03/07	X
RM	00026881	1	ELKUS, ERIKA V	SERVAASBOL WERK 7 UTRECHT NETHERLANDS	148	02	15	N~P	09/24/07	09/24/07	11/13/07	OK
RM	00026922	1	HELLER, LINCOLN S	700 S 2ND ST MOUNT VERNON WA 98273	301	00	77	N~P	09/24/07	09/24/07	10/02/07	X
RM	00026927	1	KRAMER, KATHERINE G	4 RUE DE LA MAIRIE GENEVA SWITZERLAND	312	00	77	N~P	09/24/07	09/24/07		
RM	00027080	1	LONG, TYLER L	10803 STERLING RD SEDRO WOOLLEY WA 98284	155	02	2	N~P	09/24/07	09/24/07		
RM	00027147	1	TIDD, RANDALL J	400 WOOLLEN RD BURLINGTON WA 98233	507	01	83	N~P	09/24/07	09/24/07	10/02/07	X
RM	00027198	1	PEARSON, JONATHAN T	2-21-15 UEHARA TOKYO, JAPAN 151	217	00	74	N~P	09/24/07	09/24/07		
RM	00027230	1	MORRIS, HENRY J	224 TUSCARORA HEIGHTS NW CALGARY, ALBERTA T3L	404	00	81	N~P	09/24/07	09/24/07		
RM	00027263	1	MATSUI, SCOTT R	3-15-8 SUGAMO, TOSHIMA-KU TOYKO 170-0002 JAPAN	155	02	2	N~P	09/24/07	09/24/07		
RM	00027269	1	PINNEY, BRETT M	920 OLD HWY 99 NORTH RD BELLINGHAM WA 98226	132	06	7	N~P	09/24/07	09/24/07	10/02/07	X
RM	00027270	1	POULTON, HAROLD S	9967 DAN ST LA CONNER WA 98257	150	03	59	N~P	09/24/07	09/24/07	10/02/07	X
RM	00027280	1	MCLEAN, SARAH F	ZAY IT SHEMEN 28/2 ISRAEL 90435	301	00	77	N~P	09/24/07	09/24/07		
RM	00027370	1	MORGAN, WAYNE E	831 NORTHVIEW DR BURLINGTON WA 98233	507	01	83	N~P	09/24/07	09/24/07	10/02/07	X
RM	00027520	1	ROBERTSON, GARY P	BLDG 18 ALAMEDA CA 94501	404	00	81	N~P	09/24/07	09/24/07		
RM	00027532	1	THOMSON, ELISABETH A	1217 BRISBANE AVENUE V3J5K9	127	02	42	N~P	09/24/07	09/24/07		
RM	00027533	1	BOYLE, AARON J	1505 S 13TH ST MOUNT VERNON WA 98274	307	00	77	N~P	09/24/07	09/24/07	10/02/07	X
RM	00027537	1	SURETTE, JILL	1616 SKYLINE WAY #5 ANACORTES WA 98221	224	00	76	N~P	09/24/07	09/24/07	10/02/07	X
RM	00027544	1	WARREN, JOHN A	1210 FENSKE LN BURLINGTON WA 98233	506	00	83	N~P	09/24/07	09/24/07	10/02/07	X

Date: 11/27/07
Time: 09:11:36 AM
Election: 1107
Absentee Type: RM
All Return Statuses

SKAGIT COUNTY ELECTIONS
Absentee Ballot List



200711270115

Skagit County Auditor

ab_list (v.040708)
Page: 7

11/27/2007 Page 13 of 388 2:48PM

Order By Idnumber

Type	Voter #	Req #	Name	Address Line 1	Precinct	Split	Blt.	Party	Request	Printed	Returned	Status
RM	00027545	1	SMITHERMAN, SCOTT C	3367 LAUREL WAY BEALE AFB CA 95903	301	00	77	N-P	09/24/07	09/24/07		
RM	00027693	1	BISBEE, MICHELLE	3930 W 12TH ST ANACORTES WA 98221	222	00	76	N-P	09/24/07	09/24/07	10/02/07	X
RM	00027714	1	SMALL, MAUREEN M	34772 2ND AVE ABBOTSFORD BC V25 8C2	303	00	77	N-P	09/24/07	09/24/07		
RM	00027896	1	GARON, JULIE M-F	2715 RUE DES BERGES LEVIS QUEBEC G6V845	301	00	77	N-P	09/24/07	09/24/07		
RM	00027980	1	WILKINSON, DAWN L	752 EAST 5TH ST B C CANADA	302	00	77	N-P	09/24/07	09/24/07		
RM	00028105	1	SCHAEFFER, SANDRA E	300 CHUNG MEI ROAD 3F TAICHUNG CITY TAIWAN	201	00	74	N-P	09/24/07	09/24/07		
RM	00028135	1	KELLER, JOSEPH D	209 KAY AVE BURLINGTON WA 98233	506	00	83	N-P	09/24/07	09/24/07	10/02/07	X
RM	00028221	1	HENDRICKSON, CEFERINA A	1553A LOVELL COURT PATUXENT RIVER MD 20670	301	00	77	N-P	09/24/07	09/24/07		
RM	00028528	1	TATUM, RICKY	1123 IVY CLUB LN 1243 LANDOVER MD 20785	301	00	77	N-P	09/24/07	09/24/07		
RM	00028538	1	PERKINS, BRIAN D	PSC 103 BOX 4994 APO AE 09603	155	02	2	N-P	09/24/07	09/24/07		
RM	00028877	1	THOMPSON, BRANDON	LTJG BRIAN THOMPSON FPO AP 96601	222	00	76	N-P	09/24/07	09/24/07		
RM	00029098	1	WEISS, DONNA R	PO BOX 780 CANADA BC	304	00	77	N-P	09/24/07	09/24/07		
RM	00029164	1	RUCKMAN, DANIEL L	92 JASMINE DRIVE AUSTRALIA NWS	147	05	46	N-P	09/24/07	09/24/07		
RM	00029344	1	INGLEBY, MARIANNE B	BEMURDE WEERD W2 6 THE NETHERLANDS	148	04	17	N-P	09/24/07	09/24/07		
RM	00029576	1	DELOURME, JACQUES HENRI	N-2770 JAREN NORWAY	217	00	74	N-P	09/24/07	09/24/07	10/19/07	OK
RM	00029747	1	KOEHLER, CARA L	PSC 78 APO AP 96326	211	00	75	N-P	09/24/07	09/24/07	10/23/07	OK
RM	00029808	1	HEMMERLE, RYAN M	8305 GARNET CT # 188 LA MESA CA 91941	405	00	82	N-P	09/24/07	09/24/07		
RM	00029947	1	YOUNGER, MICHAELA G	310 LILAC DR MOUNT VERNON WA 98273	322	01	77	N-P	09/24/07	09/24/07	10/02/07	X
RM	00030043	1	CESENA, MICHAEL A	JASLIMO PSC 82 BOX 113 APO AE 09710	113	08	8	N-P	09/24/07	09/24/07		
RM	00030101	1	TENNEY, ISON C	PSC 76 BOX 4148 APO AP 96319	101	02	2	N-P	09/24/07	09/24/07		
RM	00030149	1	KUDENCHUK, WILLIAM V	#1-13963 70TH AVE V 3W0A3	157	02	63	N-P	09/24/07	09/24/07	10/29/07	OK
RM	00030264	1	SHAW, MARC J	2709 FIRCREST BLVD ANACORTES WA 98221	220	00	74	N-P	09/24/07	09/24/07		
RM	00031181	1	LOCKE, WILLIAM S	471 OLD BATH RD WISCASSET ME 04578	113	08	8	N-P	09/24/07	09/24/07		
RM	00031242	1	HAWKINS, DAVID R	PO BOX 67 POHNPEI FM 96941	224	00	76	N-P	09/24/07	09/24/07		
RM	00031967	1	PERSCHBACHER, BEAU JASPER	341 HONG HALL TACOMA WA 98447	211	00	75	N-P	09/24/07	09/24/07	10/03/07	X
RM	00032113	1	FLOWERS, JEFFREY L	C/O MARCO POLO HONG KONG	222	00	76	N-P	09/24/07	09/24/07	10/31/07	X
RM	00032917	1	BUTLER, BRYCE D	4550 REVILLO WAY SAN DIEGO CA 92115	207	00	75	N-P	09/24/07	09/24/07	10/24/07	OK
RM	00032932	1	SLAGLE, JOHN T	VAQ 136 UNIT 25410 FPO AP 96601	201	00	74	N-P	09/24/07	09/24/07	10/29/07	OK
RM	00032954	1	GRIFFIN, NICOLAS M	PFC NICHOLAS GRIFFIN WASHINGTON DC 20390	402	00	80	N-P	09/24/07	09/24/07		
RM	00033882	1	BERG, AMANDA JUSTINE	COMBAT AVN BDE 410 FORT HOOD TX 76544	404	00	81	N-P	09/24/07	09/24/07		
RM	00033916	1	GRESBRINK, ROBERT J	2520 YAOUNDE PLACE DULLES VA 20189	504	00	83	N-P	09/24/07	09/24/07		
RM	00034544	1	MORRIS, FRANK A	C/O PAUL MOUTZOURIS RANDWICK, NSW, 2031	319	00	77	N-P	09/24/07	09/24/07		
RM	00034545	1	GREENE, ANNE W	C/O PAUL MOUTZOURIS RANDWICK, NSW 2031	319	00	77	N-P	09/24/07	09/24/07		
RM	00034639	1	TALBOT, DIANA F	4166 JUDGE DR RR 3 COBBLE HILL, BC V0R1L0	503	00	83	N-P	09/24/07	09/24/07		
RM	00034720	1	ALBERSTADT, JOSHUA A	PSC 2 BOX 661 APO AE 09012	102	01	2	N-P	09/24/07	09/24/07		
RM	00034932	1	MEYERS, HAROLD F	9210 TRADERS XING APT H LAUREL MD 20723	207	00	75	N-P	09/24/07	09/24/07	10/29/07	OK
RM	00034958	1	WETCHER, MALIA K	PEACE CORPS/CORPO DA PAZ MAPUTO, MOZAMBIQUE	204	00	74	N-P	09/24/07	09/24/07		
RM	00034971	1	THAYER, BRIAN D	51-55 WATERLOO RD LONDON, SE1 8TX	122	02	8	N-P	09/24/07	09/24/07		

Date: 11/27/07
Time: 09:11:36 AM
Election: 1107
Absentee Type: RM
All Return Statuses

SKAGIT COUNTY ELECTIONS
Absentee Ballot List



200711270115

Skagit County Auditor

ab_list (v.040708)
Page: 8

Order By Idnumber

11/27/2007 Page 14 of 368 2:48PM

Type	Voter #	Req #	Name	Address Line 1	Precinct	Split	Blt.	Party	Request	Printed	Returned	Status
RM	00035401	1	JACKSON, LEON A	5718 WELLINGTON CT VIRGINIA BEACH VA 23464	302	00	77	N-P	09/24/07	09/24/07		
RM	00035619	1	FAY, MICHAEL O	636 S ALDER ST BURLINGTON WA 98233	506	00	83	N-P	09/24/07	09/24/07	10/02/07	X
RM	00035772	1	SLAGLE, SARAH M	PSC 477 BOX 626 FPO AP 96306	201	00	74	N-P	09/24/07	09/24/07		
RM	00035813	1	LALOND, RYAN D	12811 MARKWOOD RD BURLINGTON WA 98233	165	00	21	N-P	09/24/07	09/24/07	10/02/07	X
RM	00035919	1	HANSEN, KENNETH L	PSC 477 BOX 374 FPO AP 96306	217	00	74	N-P	09/24/07	09/24/07	10/23/07	OK
RM	00036017	1	STEPHENS, SHELLEY	PSC 819 BOX 7 FPO AE 09645	147	03	11	N-P	09/24/07	09/24/07		
RM	00036579	1	GARVEY, MARCUS	2960 GRANITE ROAD NELSON BC V1L 6Y5	211	00	75	N-P	09/24/07	09/24/07	11/08/07	OK
RM	00036580	1	GARVEY, AMY THOMSON	2960 GRANITE RD NELSON, BC V1L6Y55	211	00	75	N-P	09/24/07	09/24/07	11/08/07	OK
RM	00036943	1	FREEMAN, JEANNETTE M	PSC 103 APO AE 09603	164	01	31	N-P	09/24/07	09/24/07	10/31/07	OK
RM	00036944	1	FREEMAN, RYAN M	PSC 103 APO AE 09603	164	01	31	N-P	09/24/07	09/24/07	10/31/07	OK
RM	00037446	1	FORD, KRISTINE G	INITIATIVE OF CHANGE OSLO	209	00	75	N-P	09/24/07	09/24/07		
RM	00037504	1	MOLITOR, TRAVIS E	846 TAYLOR LN #203 SEDRO WOOLLEY WA 98284	401	00	79	N-P	09/24/07	09/24/07	10/02/07	X
RM	00037727	1	TAHA, KHALIM AHMED	425 SIERRA ST # 10 EL SEGUNDO CA 90245	801	00	86	N-P	09/24/07	09/24/07	10/04/07	X
RM	00037729	1	SCHOFIELD, AARON	18927 CASCADE RIDGE CT MOUNT VERNON WA 98274	172	01	30	N-P	09/24/07	09/24/07		
RM	00037865	1	ALBRECHT, CHRISTOPHER	CMR 467 APO AE 09096	321	01	77	N-P	09/24/07	09/24/07		
RM	00038125	1	WITZEL, BRYAN KEITH	2807 N YARBROUGH DR #5 EL PASO TX 79925	306	02	77	N-P	09/24/07	09/24/07		
RM	00038148	1	GOEDL, ANDREW N	334 CAPRICHIO WAY OCEANSIDE CA 92058	145	02	2	N-P	09/24/07	09/24/07		
RM	00038159	1	CROSS, LA VERN D	BOX 1224 BANFF TIL1B2	301	00	77	N-P	09/24/07	09/24/07		
RM	00038339	1	BAMONTE, JOHN D	CLASS OF 2011 ANNAPOLIS MD 21412	209	00	75	N-P	09/24/07	09/24/07	11/01/07	OK
RM	00038344	1	CLUMPNER, DAVID W	80 AZA ZAMAMI OKINAWA-KEN 901-3402	206	00	75	N-P	09/24/07	09/24/07	11/01/07	OK
RM	00038955	1	WALLER, JUSTIN LAVOY	DET 31732ESFS APO AE 09321	122	03	8	N-P	10/19/07	10/19/07		
RM	72030278	1	FARNELL, JO ANN FELTON	903 NORTH DRIVE WINNIPEG CANADA	151	02	2	N-P	09/24/07	09/24/07	10/24/07	OK
RM	76040106	1	AXELSON, ELIZABETH A	26071 24TH AVE CANADA	124	02	40	N-P	09/24/07	09/24/07		
RM	76040107	1	AXELSON, JAMES E	26071 24TH AVE CANADA	124	02	40	N-P	09/24/07	09/24/07		
RM	76041773	1	WESTLAND, TIMOTHY D	7300 LIBERTY CT. FOUNTAIN CO 80817	136	04	52	N-P	09/24/07	09/24/07		
RM	79049430	1	CALLERO, CAROL A	WESTERN ACADEMY OF BEIJING BEIJING PRC 10010	122	02	8	N-P	09/24/07	09/24/07		
RM	79051465	1	OMDAL, TIMOTHY	1072 CYPRESS CT BURLINGTON WA 98233	505	00	83	N-P	09/24/07	09/24/07	10/02/07	X
RM	80054058	1	OLIPHANT, KENNETH	11450 VIRGINIA LN SEDRO WOOLLEY WA 98284	154	02	60	N-P	09/24/07	09/24/07	10/02/07	X
RM	80056929	1	CALLERO, MICHAEL J	WESTERN ACADEMY OF BEIJING CHAO YANG DIST. BEIJING PRC 10010	122	02	8	N-P	09/24/07	09/24/07		
RM	81058576	1	MEADE, KENNETH W	LRMC BOX 684 APO AE 09180	801	00	86	N-P	09/24/07	09/24/07	11/16/07	OK
RM	82060265	1	LATTA, GREGORY J	11188 MICHAEL PL BURLINGTON WA 98233	156	04	10	N-P	09/24/07	09/24/07		
RM	83062892	1	BREWER, EDWARD S	1825 EVERGREEN DRIVE AGASSIZ, BC CANADA CA VOR	139	02	2	N-P	09/24/07	09/24/07	10/23/07	OK
RM	83063882	1	FLINT, WALT C	PSC 81 BOX 83 APO AE 09724	101	04	4	N-P	09/24/07	09/24/07	10/17/07	OK
RM	83064207	1	JOHNSON, DALE N	6608 HOLFORD LANE SPRINGFIELD VA 22152	164	01	31	N-P	09/24/07	09/24/07		
RM	84065895	1	BOSWELL, JEFF	21642 MANN RD MOUNT VERNON WA 98273	124	02	40	N-P	09/24/07	09/24/07	10/02/07	X
RM	84065896	1	BOSWELL, RUTH	21642 MANN RD MOUNT VERNON WA 98273	124	02	40	N-P	09/24/07	09/24/07	10/02/07	X
RM	84070642	1	GALBREATH, DEBBIE L	34-2 KAWARAGI KODA 039-1161 JAPAN	504	00	83	N-P	09/24/07	09/24/07		
RM	85001066	1	GODWIN, BOBBE L	599 ATWOOD 0	164	01	31	N-P	09/24/07	09/24/07		

Date: 11/27/07
Time: 09:11:36 AM
Election: 1107
Absentee Type: RM
All Return Statuses

SKAGIT COUNTY ELECTIONS
Absentee Ballot List



200711270115
Skagit County Auditor

ab_list (v.040708)
Page: 9

Order By Idnumber

11/27/2007 Page 15 of 368 2:48PM

Type	Voter #	Req #	Name	Address Line 1	Precinct	Split	Blt.	Party	Request	Printed	Returned	Status
RM	86001717	1	STILES, WAYNE	31769 PIPELINE LN LYMAN WA 98263	139	02	2	N~P	09/24/07	09/24/07	10/02/07	X
RM	86001845	1	HACK, TODD J	PSC 480 BOX 568 FPO AP 96370	501	00	83	N~P	09/24/07	09/24/07		
RM	86002598	1	MOYER, JENNIFER L	22556 FRANKLIN RD MOUNT VERNON WA 98273	118	02	30	N~P	09/24/07	09/24/07	10/02/07	X
RM	86002672	1	MEHLER, ERIC	US CONSULATE GENERAL ISTAN APO AE 09827	211	00	75	N~P	09/24/07	09/24/07		
RM	87870719	1	LESLIE, DANIEL A	5 KEVIN CIRCLE WITCITA FALLES TX 76306	132	04	2	N~P	09/24/07	09/24/07		
RM	87871876	1	STROEBEL, ROSS	USGC PATFOR SWA UNIT 3950 FPO AE 09501	121	04	37	N~P	09/24/07	09/24/07	11/02/07	UD
RM	88885545	1	SPANGLER, BRADLEY R	12131 HILYNN DR BURLINGTON WA 98233	159	03	21	N~P	09/24/07	09/24/07	10/02/07	X
RM	88886369	1	STONE, SANDRA J	SCHWEINFURT ELEMENTARY SCHOOL APO AE 09033	501	00	83	N~P	09/24/07	09/24/07		
RM	89890591	1	GILLEN, SANDRA	PSC 559 BOX 5835 FPO AP 96377	321	01	77	N~P	09/24/07	09/24/07		
RM	89891008	1	JONSON, BEVERLY A	22495 STATE ROUTE 9 MOUNT VERNON WA 98274	138	01	52	N~P	09/24/07	09/24/07	10/02/07	X
RM	89891062	1	PEDERSON-KANOH, TANYA	2-11-81 KUNUGIYAMA JAPAN	306	01	77	N~P	09/24/07	09/24/07		
RM	89891221	1	JONSON, LOWELL E	22495 STATE ROUTE 9 MOUNT VERNON WA 98274	138	01	52	N~P	09/24/07	09/24/07	10/02/07	X
RM	89891591	1	POTTS, JUANITA LYN	4150 CHURCHILL RD V2K1C3	141	01	29	N~P	09/24/07	09/24/07		
RM	90900462	1	BREWER, BETTY J	1825 EVERGREEN DR AGASSIZ, BC CANADA CA VOR	139	02	2	N~P	09/24/07	09/24/07	10/18/07	OK
RM	90903409	1	SNYDER, ELIZABETH K	PSC9 BOX 4235 APO AE 09123	204	00	74	N~P	09/24/07	09/24/07	10/17/07	OK
RM	90903410	1	SNYDER, GERALD H JR	PSC 9 BOX 4235 APO AE 09123	204	00	74	N~P	09/24/07	09/24/07	10/17/07	OK
RM	90903771	1	JONES, ROBERT D	231 BELMONT TER MOUNT VERNON WA 98274	309	00	77	N~P	09/24/07	09/24/07	10/02/07	X
RM	90903844	1	STARK, RICK E	C P 100.235 BRASIL	310	00	77	N~P	09/24/07	09/24/07		
RM	91910686	1	TODD, JOYCE	3642 W 6TH AVE VANCOUVER BC CANADA V6R1T7	308	00	77	N~P	09/24/07	09/24/07		
RM	91910693	1	TODD, DAVID H	3642 WEST 6TH AVE VANCOUVER BC CANADA V6R1T7	308	00	77	N~P	09/24/07	09/24/07		
RM	91910694	1	HINSON, RICHARD L	17218 COHO CT MOUNT VERNON WA 98274	140	03	25	N~P	09/24/07	09/24/07	10/02/07	X
RM	91910840	1	THOMPSON, PETER E	CARGO NORTH VIENNA, AUSTRIA 1300	801	00	86	N~P	09/24/07	09/24/07		
RM	91911877	1	KUZEL, JOHN	YOSHIDA KAGURA OKA-CHO 8 JAPAN	127	02	42	N~P	09/24/07	09/24/07		
RM	92920461	1	BUTLER, SUSAN D	4550 REVILLO WAY SAN DIEGO CA 92115	207	00	75	N~P	09/24/07	09/24/07	11/07/07	OK
RM	92922957	1	BOWMAN, SHARONETTE P	1-14-1 KUWAMIZU JAPAN	105	03	11	N~P	09/24/07	09/24/07		
RM	92922962	1	BOWMAN, NATHAN L	1-14-1 KUWAMIZU JAPAN	105	03	11	N~P	09/24/07	09/24/07		
RM	92923180	1	PIAZZA, MARIE	12565 EAGLE DR BURLINGTON WA 98233	117	00	21	N~P	09/24/07	09/24/07	10/02/07	X
RM	92923637	1	PARR, JUNE	ST-20 8/3 MOO 5 BANTAI 84330 THAILAND	308	00	77	N~P	09/24/07	09/24/07		
RM	92925486	1	FLINT, KELLEY D	PSC 81 APO AE 09724	101	04	4	N~P	09/24/07	09/24/07		
RM	92925509	1	O'FLAHERTY, AMY L	14914 MCLEAN RD MOUNT VERNON WA 98273	129	05	46	N~P	09/24/07	09/24/07	10/02/07	X
RM	92925510	1	O'FLAHERTY, PATRICK B	3701 PIN OAK AVE NEW ORLEANS LA 70131	129	05	46	N~P	09/24/07	09/24/07		
RM	92925600	1	SIGMAN, KEVIN E	232 MI CO APO AE 09354	304	00	77	N~P	09/24/07	09/24/07		
RM	92926618	1	FAHEY, JOSEPH D	DOMAINE LABAT FRANCE	217	00	74	N~P	09/24/07	09/24/07	10/19/07	OK
RM	92927740	1	JASKIEWICZ, AMANDA	39 PARK CLIFF RD UNITED KINGDOM	221	00	76	N~P	09/24/07	09/24/07		
RM	92930008	1	KARTES, THOMAS E	4893 WHEATSTONE DR FAIRFAX VA 22032	155	02	2	N~P	09/24/07	09/24/07		
RM	93931420	1	FORD, INGRID E	BATEAU PLATYPUS ASNIERES, 92600 FRANCE	209	00	75	N~P	09/24/07	09/24/07		
RM	93933353	1	WERTZ, DAVID JR	1227 2ND AVE SE ALBANY OR 97321	137	01	20	N~P	09/24/07	09/24/07		
RM	93934841	1	STEPHENS, JEFFREY TED	PSC 819 BOX 7 FPO AE 09645	147	03	11	N~P	09/24/07	09/24/07		

Date: 11/27/07
Time: 09:11:36 AM
Election: 1107
Absentee Type: RM
All Return Statuses

SKAGIT COUNTY ELECTIONS
Absentee Ballot List



200711270115
Skagit County Auditor

List (v.040708)
ge: 10

Order By Idnumber

11/27/2007 Page 16 of 368 2:48PM

Type	Voter #	Req #	Name	Address Line 1	Precinct	Split	Blt.	Party	Request	Printed	Returned	Status
RM	94010157	1	BROWN, JANET L	2610 E SECTION ST #47 MOUNT VERNON WA 98274	308	00	77	N~P	09/24/07	09/24/07	10/02/07	X
RM	94010530	1	WEILER, DON A	SPC DON WEILER 8011 APO AE 09852	601	00	84	N~P	09/24/07	09/24/07		
RM	94010543	1	ROTHROCK, DAVID M	CATHOLIC RELIEF SERV NAIROBI, KENYA	124	02	40	N~P	09/24/07	09/24/07		
RM	94010670	1	SISSON, DAVID J	UNIT 2513 APO AA 34020	312	00	77	N~P	09/24/07	09/24/07		
RM	94012132	1	QUAST, NECIA L	17 VETRORA ST KIEV UKRAINE	102	05	7	N~P	09/24/07	09/24/07		
RM	94012243	1	FULLMER, BRADLEY BURT	2317 LITCHFIELD WAY VIRGINIA BEACH VA 23453	119	01	31	N~P	09/24/07	09/24/07		
RM	94012813	1	TRIGGS, EDWARD S	AMERICAN BRITISH ACADEMY OF OMAN	211	00	75	N~P	09/24/07	09/24/07		
RM	94012891	1	CALANDRA, TAMARA	2305 OREGON AVE ANACORTES WA 98221	222	00	76	N~P	09/24/07	09/24/07	10/02/07	X
RM	94013075	1	JOHNSTON, ROSS W	12065 HILYNN DR BURLINGTON WA 98233	159	03	21	N~P	09/24/07	09/24/07	10/02/07	X
RM	94013334	1	MINEGISHI, JANET	3-14-22 GOCHICHO PARK FAMILY TOKYO, JAPAN 196	321	01	77	N~P	09/24/07	09/24/07		
RM	94013647	1	MIDDLETON, SAMUEL L	12142 POWER RD QUANTICO VA 22134	207	00	75	N~P	09/24/07	09/24/07	10/22/07	OK
RM	94013758	1	MOCABEE, ROBERT KEITH	CMR 408 BOX 1277 APO AE 09182	507	01	83	N~P	09/24/07	09/24/07		
RM	94934653	1	HANSEN, DUSTIN H	607 W S UNIT 15173 APO AP 96205	113	02	8	N~P	09/24/07	09/24/07	10/16/07	UD
RM	94934988	1	DENHAM, STEVE T	8923-A ROANOKE PL FT. LEWIS WA 98433	303	00	77	N~P	09/24/07	09/24/07		
RM	94935266	1	INMAN, SHANE LEE	1326 QUENTIN AVE MOUNT VERNON WA 98274	309	00	77	N~P	09/24/07	09/24/07	10/02/07	X
RM	95000479	1	ARCHER, CHAD ALEXANDER	54248 FORTNER RD DARRINGTON WA 98241	133	01	48	N~P	09/24/07	09/24/07		
RM	95001679	1	HANGGE, MICHAEL J	910 SOUTH RIDGE TRAIL CLARKSVILLE TN 37043	108	07	19	N~P	09/24/07	09/24/07		
RM	95001750	1	CLOER, GREGORY L	PRG 6-3 (2) APO AE 09354	133	01	48	N~P	09/24/07	09/24/07	10/26/07	X
RM	95002484	1	DEVRIES, RONALD S	THE AMERICAN EMBASSY FINLAND 00140	144	02	28	N~P	09/24/07	09/24/07		
RM	95002989	1	ANDERSON, SUSANNAH J	1911 ISLAND VIEW PL ANACORTES WA 98221	211	00	75	N~P	09/24/07	09/24/07	10/02/07	X
RM	95003174	1	HANSEN, ERIC DEAN	USS EMORY S LAND A 539 FPO AE 09545	304	00	77	N~P	09/24/07	09/24/07		
RM	95003182	1	HANSEN, ANNETTE M	2109 SANDALWOOD ST MOUNT VERNON WA 98273	304	00	77	N~P	09/24/07	09/24/07	10/02/07	X
RM	95003909	1	ROE, MICHAEL G	HHC 710TH BSB 3BCT APO AE 09314	125	00	2	N~P	09/24/07	09/24/07	11/13/07	UD
RM	96000076	1	LAWLESS, JOHN C	118 CONSTITUTION ST BRISTOL RI 02809	307	00	77	N~P	09/24/07	09/24/07		
RM	96000325	1	BOUEY, CALEB	2849 QUEBEC ST, MAIN FRONT VANCOUVER, BC CANADA V5T 3	110	04	25	N~P	09/24/07	09/24/07		
RM	96000549	1	RYAN, SHEILA	PSC 813 BOX 136 FPO AE 09620	221	00	76	N~P	09/24/07	09/24/07		
RM	96000603	1	BOWMAN, BEKCA A	1-14-1 KUWAMIZU JAPAN	105	03	11	N~P	09/24/07	09/24/07		
RM	96000615	1	OLIVAREZ, JOSE JR	2911 SCHULLER PL MOUNT VERNON WA 98273	314	00	77	N~P	09/24/07	09/24/07	10/02/07	X
RM	96000688	1	TROWBRIDGE, BRYON E	1610 QUIN STREET BOSSIER CITY LA 71112	207	00	75	N~P	09/24/07	09/24/07		
RM	96000873	1	LOCKE, VICTORIA	471 OLD BATH RD WISCASSET ME 04578	113	08	8	N~P	09/24/07	09/24/07		
RM	96001001	1	NICHOLS, BENJAMIN L	PSC 828 APO AE 09021	328	00	77	N~P	09/24/07	09/24/07		
RM	96001144	1	WINTERS, RAYMOND E	94 GRAND DRIVE ENGLAND	127	02	42	N~P	09/24/07	09/24/07	10/16/07	OK
RM	96001145	1	WINTERS, IRENE R	94 GRAND DR. KENT, ENGLAND CT68L5	127	02	42	N~P	09/24/07	09/24/07		
RM	96001629	1	WARE, BETH L	CMR 480 BOX 41 APO AE 09128	209	00	75	N~P	09/24/07	09/24/07		
RM	96002388	1	SUE WING, MICHAEL D	15 ROTHERMERE CL; BENENDEN KENT TN17 4DW ENGLAND	159	01	12	N~P	09/24/07	09/24/07		
RM	96002706	1	SAMPSEL, JULIA A	2000 E SECTION ST MOUNT VERNON WA 98274	308	00	77	N~P	09/24/07	09/24/07		
RM	96002836	1	SMITH, JAY M	3912 COPPER POND PL ANACORTES WA 98221	222	00	76	N~P	09/24/07	09/24/07	10/02/07	X

Date: 11/27/07
Time: 09:11:36 AM
Election: 1107
Absentee Type: RM
All Return Statuses

SKAGIT COUNTY ELECTIONS
Absentee Ballot List



200711270115
Skagit County Auditor

ab_list (v.040708)
Page: 11

Order By Idnumber

11/27/2007 Page 17 of 368 2:48PM

Type	Voter #	Req #	Name	Address Line 1	Precinct	Split	Bit.	Party	Request	Printed	Returned	Status
RM	96003003	1	KNUDSEN, BENJAMIN	313 N 8TH ST MOUNT VERNON WA 98273	306	02	77	N~P	09/24/07	09/24/07	10/02/07	X
RM	96003167	1	FOSTER, NOEL S	2010 A SHANAHAN DR. FORT CAMPBELL KY 42223	132	06	7	N~P	09/24/07	09/24/07		
RM	96003309	1	HOLMES, JEDIDIAH	2AYA ROSCHINSKAYA ULITSA MOSCOW, RUSSIA 11319	137	02	2	N~P	09/24/07	09/24/07		
RM	96003601	1	WYNN, LAURA	1924 AEMMER ST MOUNT VERNON WA 98274	308	00	77	N~P	09/24/07	09/24/07	10/02/07	X
RM	96003663	1	BYFORD, KRISTEN	PO BOX 24 THAILAND	328	00	77	N~P	09/24/07	09/24/07		
RM	96004502	1	ALBERSTADT, DEBORA L	PSC 2 BOX 6611 APO AE 09012	102	01	2	N~P	09/24/07	09/24/07		
RM	96004507	1	BERGER, RAYMOND M	1824 CALLE ANTONIO VISTA CA 92084	155	02	2	N~P	09/24/07	09/24/07	10/15/07	OK
RM	96004530	1	MCKINSTRY, PATRICIA A	41 AVENUE DN PARIS FRANCE 75016	201	00	74	N~P	09/24/07	09/24/07		
RM	96004698	1	AMES, LORI A	BYSHORE WHITING BAY UK KA278P7	308	00	77	N~P	09/24/07	09/24/07		
RM	96004898	1	GARLAND, JAMES E JR	141 THOMPSON ROAD LEESVILLE LA 71446	304	00	77	N~P	09/24/07	09/24/07		
RM	97000511	1	LATTA, SCOTT R	B BATTERY 2/146 FA APO AE 09852	505	00	83	N~P	09/24/07	09/24/07		
RM	97000668	1	SWAGERS, DONNA HASS	BIELAWA UL. WARSZAWSKA202 POLAND	159	03	21	N~P	09/24/07	09/24/07	10/24/07	OK
RM	97001360	1	MCKEAN-MARWOOD, DIANE M	PO BOX 4704 HOUSTON TX 77210	164	01	31	N~P	09/24/07	09/24/07		
RM	97001361	1	MARWOOD, CHRISTOPHER	PO BOX 4704 HOUSTON TX 77210	164	01	31	N~P	09/24/07	09/24/07		
RM	97001734	1	STRATTON, ERIC L	1011 RIVER RIDGE DR APT. 7C AUGUSTA GA 30909	108	07	19	N~P	09/24/07	09/24/07		
RM	97003062	1	GRAF, TODD A	6539 BAKERVIEW LN ANACORTES WA 98221	164	01	31	N~P	09/24/07	09/24/07	10/02/07	X
RM	97003137	1	GRIFFIN, TIMOTHY J	504 DEBBIE DR SEDRO WOOLLEY WA 98284	401	00	79	N~P	09/24/07	09/24/07	10/02/07	X
RM	97003670	1	HERNANDEZ, EFRAIN JR	2911 BAKERVIEW PL MOUNT VERNON WA 98273	314	00	77	N~P	09/24/07	09/24/07	10/02/07	X
RM	98000019	1	COLEMAN, LINCOLN T	1492 JOSEPH CIRCLE GULF BREEZE FL 32563	314	00	77	N~P	09/24/07	09/24/07		
RM	98002197	1	QUITNO, DANNY J	314 CYPRESS TRAIL SAN ANTONIO TX 78256	119	01	31	N~P	09/24/07	09/24/07		
RM	98002216	1	WILLIS, CHRISTINE J	BARBERAN Y COLLAR MADRID SPAIN	308	00	77	N~P	09/24/07	09/24/07		
RM	98002290	1	ONKST, DOUGLAS	HHC 18TH MEDCOM UNIT 15821 APO AP 96205	315	00	77	N~P	09/24/07	09/24/07		
RM	98002594	1	HOPLEY, PETE	9461 SAMISH ISLAND RD BOW WA 98232	146	00	38	N~P	09/24/07	09/24/07	10/02/07	X
RM	98003074	1	GARLAND, KAREN S	141 THOMPSON ROAD LEESVILLE LA 71446	304	00	77	N~P	09/24/07	09/24/07		
RM	98003225	1	GILDNES, ELLI L	60 BLVD DE CLICHY PARIS, FRANCE 75018	113	07	27	N~P	09/24/07	09/24/07		
RM	98003298	1	WILSON, BRIAN E	PO BOX 393 THAILAND	126	00	21	N~P	09/24/07	09/24/07		
RM	98004225	1	HUNTER, ANDREW B	14-14 YAMAGUCHI-SHI K 753	119	01	31	N~P	09/24/07	09/24/07	10/29/07	OK
RM	98004228	1	LAWLESS, MICHELLE A	118 CONSTITUTION ST BRISTOL RI 02809	307	00	77	N~P	09/24/07	09/24/07		
RM	98004354	1	LASSEK, ELIZABETH	PSC 827 FPO AE 09617	207	00	75	N~P	09/24/07	09/24/07		

Cumulative Report — Official
Skagit County, Washington — 2007 General Election — November 06, 2007

Page 1 of 22

11/27/2007 10:40 AM

Total Number of Voters : 33,455 of 59,686 = 56.05%

Precincts Reporting 118 of 118 = 100.00%

Party	Candidate	Absentee	Early	Election	Total
-------	-----------	----------	-------	----------	-------

INITIATIVE MEASURE 960, Vote For 1

Yes	16,778	51.92%	0	0.00%	0	0.00%	16,778	51.92%
No	15,539	48.08%	0	0.00%	0	0.00%	15,539	48.08%
Cast Votes:	32,317	96.60%	0	0.00%	0	0.00%	32,317	96.60%
Over Votes:	4	0.01%	0	0.00%	0	0.00%	4	0.01%
Under Votes:	1,134	3.39%	0	0.00%	0	0.00%	1,134	3.39%

REFERENDUM MEASURE 67, Vote For 1

Approved	18,034	55.17%	0	0.00%	0	0.00%	18,034	55.17%
Rejected	14,655	44.83%	0	0.00%	0	0.00%	14,655	44.83%
Cast Votes:	32,689	97.71%	0	0.00%	0	0.00%	32,689	97.71%
Over Votes:	6	0.02%	0	0.00%	0	0.00%	6	0.02%
Under Votes:	760	2.27%	0	0.00%	0	0.00%	760	2.27%

ENGROSSED SUBSTITUTE SENATE JOINT RESOLUTION 8206, Vote For 1

Approved	20,996	66.62%	0	0.00%	0	0.00%	20,996	66.62%
Rejected	10,518	33.38%	0	0.00%	0	0.00%	10,518	33.38%
Cast Votes:	31,514	94.20%	0	0.00%	0	0.00%	31,514	94.20%
Over Votes:	3	0.01%	0	0.00%	0	0.00%	3	0.01%
Under Votes:	1,938	5.79%	0	0.00%	0	0.00%	1,938	5.79%

SENATE JOINT RESOLUTION 8212, Vote For 1

Approved	18,472	58.55%	0	0.00%	0	0.00%	18,472	58.55%
Rejected	13,076	41.45%	0	0.00%	0	0.00%	13,076	41.45%
Cast Votes:	31,548	94.30%	0	0.00%	0	0.00%	31,548	94.30%
Over Votes:	5	0.01%	0	0.00%	0	0.00%	5	0.01%
Under Votes:	1,902	5.69%	0	0.00%	0	0.00%	1,902	5.69%

ENGROSSED HOUSE JOINT RESOLUTION 4204, Vote For 1

Approved	13,924	42.33%	0	0.00%	0	0.00%	13,924	42.33%
Rejected	18,971	57.67%	0	0.00%	0	0.00%	18,971	57.67%
Cast Votes:	32,895	98.33%	0	0.00%	0	0.00%	32,895	98.33%
Over Votes:	3	0.01%	0	0.00%	0	0.00%	3	0.01%
Under Votes:	557	1.66%	0	0.00%	0	0.00%	557	1.66%



200711270115
 Skagit County Auditor

Cumulative Report — Official

Skagit County, Washington — 2007 General Election — November 06, 2007

Page 2 of 22

11/27/2007 10:40 AM

Total Number of Voters : 33,455 of 59,686 = 56.05%

Precincts Reporting 118 of 118 = 100.00%

Party	Candidate	Absentee		Early		Election		Total	
-------	-----------	----------	--	-------	--	----------	--	-------	--

SUBSTITUTE HOUSE JOINT RESOLUTION 4215, Vote For 1

Approved	15,239	48.60%	0	0.00%	0	0.00%	15,239	48.60%
Rejected	16,120	51.40%	0	0.00%	0	0.00%	16,120	51.40%
Cast Votes:	31,359	93.73%	0	0.00%	0	0.00%	31,359	93.73%
Over Votes:	3	0.01%	0	0.00%	0	0.00%	3	0.01%
Under Votes:	2,093	6.26%	0	0.00%	0	0.00%	2,093	6.26%

City of Anacortes, Council Ward 1, Vote For 1

Tanna Baker	735	44.04%	0	0.00%	0	0.00%	735	44.04%
Nick J. Petrish	934	55.96%	0	0.00%	0	0.00%	934	55.96%
Cast Votes:	1,669	91.60%	0	0.00%	0	0.00%	1,669	91.60%
Over Votes:	3	0.16%	0	0.00%	0	0.00%	3	0.16%
Under Votes:	150	8.23%	0	0.00%	0	0.00%	150	8.23%

City of Anacortes, Council Ward 2, Vote For 1

Brad Adams	1,397	100.00%	0	0.00%	0	0.00%	1,397	100.00%
Cast Votes:	1,397	70.10%	0	0.00%	0	0.00%	1,397	70.10%
Over Votes:	0	0.00%	0	0.00%	0	0.00%	0	0.00%
Under Votes:	596	29.90%	0	0.00%	0	0.00%	596	29.90%

City of Anacortes, Council Ward 3, Vote For 1

Kevin McKeown	1,145	52.57%	0	0.00%	0	0.00%	1,145	52.57%
Stuart Janke	1,033	47.43%	0	0.00%	0	0.00%	1,033	47.43%
Cast Votes:	2,178	96.59%	0	0.00%	0	0.00%	2,178	96.59%
Over Votes:	0	0.00%	0	0.00%	0	0.00%	0	0.00%
Under Votes:	77	3.41%	0	0.00%	0	0.00%	77	3.41%

City of Burlington, Mayor, Vote For 1

Ed Brunz	811	57.23%	0	0.00%	0	0.00%	811	57.23%
Garnor Bensen	606	42.77%	0	0.00%	0	0.00%	606	42.77%
Cast Votes:	1,417	94.22%	0	0.00%	0	0.00%	1,417	94.22%
Over Votes:	0	0.00%	0	0.00%	0	0.00%	0	0.00%
Under Votes:	87	5.78%	0	0.00%	0	0.00%	87	5.78%



200711270115

Skagit County Auditor

11/27/2007 Page 19 of 368 2:48PM

Cumulative Report — Official
Skagit County, Washington — 2007 General Election — November 06, 2007

Page 3 of 22

11/27/2007 10:40 AM

Total Number of Voters : 33,455 of 59,686 = 56.05%

Precincts Reporting 118 of 118 = 100.00%

Party	Candidate	Absentee		Early		Election		Total	
City Of Burlington, Council at Large, Vote For 1									
	Bill Aslett	1,115	100.00%	0	0.00%	0	0.00%	1,115	100.00%
	Cast Votes:	1,115	74.14%	0	0.00%	0	0.00%	1,115	74.14%
	Over Votes:	0	0.00%	0	0.00%	0	0.00%	0	0.00%
	Under Votes:	389	25.86%	0	0.00%	0	0.00%	389	25.86%
City Of Burlington, Council Ward 1, Vote For 1									
	Ted Montgomery	1,140	100.00%	0	0.00%	0	0.00%	1,140	100.00%
	Cast Votes:	1,140	75.80%	0	0.00%	0	0.00%	1,140	75.80%
	Over Votes:	0	0.00%	0	0.00%	0	0.00%	0	0.00%
	Under Votes:	364	24.20%	0	0.00%	0	0.00%	364	24.20%
City Of Burlington, Council Ward 2, Vote For 1									
	Edith M. Edmundson	702	53.55%	0	0.00%	0	0.00%	702	53.55%
	Sally L. Straathof	609	46.45%	0	0.00%	0	0.00%	609	46.45%
	Cast Votes:	1,311	87.17%	0	0.00%	0	0.00%	1,311	87.17%
	Over Votes:	0	0.00%	0	0.00%	0	0.00%	0	0.00%
	Under Votes:	193	12.83%	0	0.00%	0	0.00%	193	12.83%
City Of Burlington, Council Ward 3, Vote For 1									
	Joanne K. Valentine	639	50.92%	0	0.00%	0	0.00%	639	50.92%
	Mark Kramer	616	49.08%	0	0.00%	0	0.00%	616	49.08%
	Cast Votes:	1,255	83.44%	0	0.00%	0	0.00%	1,255	83.44%
	Over Votes:	0	0.00%	0	0.00%	0	0.00%	0	0.00%
	Under Votes:	249	16.56%	0	0.00%	0	0.00%	249	16.56%
Town Of Concrete, Council Position 1, Vote For 1									
	Jack R. Mears	114	100.00%	0	0.00%	0	0.00%	114	100.00%
	Cast Votes:	114	73.55%	0	0.00%	0	0.00%	114	73.55%
	Over Votes:	0	0.00%	0	0.00%	0	0.00%	0	0.00%
	Under Votes:	41	26.45%	0	0.00%	0	0.00%	41	26.45%



200711270115
 Skagit County Auditor

Cumulative Report — Official
Skagit County, Washington — 2007 General Election — November 06, 2007

Page 4 of 22

11/27/2007 10:40 AM

Total Number of Voters : 33,455 of 59,686 = 56.05%

Precincts Reporting 118 of 118 = 100.00%

Party	Candidate	Absentee		Early		Election		Total	
-------	-----------	----------	--	-------	--	----------	--	-------	--

Town Of Concrete, Council Position 2, Short/Full Term, Vote For 1

Tamera Glaser		117	100.00%	0	0.00%	0	0.00%	117	100.00%
Cast Votes:		117	75.48%	0	0.00%	0	0.00%	117	75.48%
Over Votes:		0	0.00%	0	0.00%	0	0.00%	0	0.00%
Under Votes:		38	24.52%	0	0.00%	0	0.00%	38	24.52%

Town Of Concrete, Council Position 3, Vote For 1

Paul W. Rider		61	43.26%	0	0.00%	0	0.00%	61	43.26%
Mike Criner		80	56.74%	0	0.00%	0	0.00%	80	56.74%
Cast Votes:		141	90.97%	0	0.00%	0	0.00%	141	90.97%
Over Votes:		0	0.00%	0	0.00%	0	0.00%	0	0.00%
Under Votes:		14	9.03%	0	0.00%	0	0.00%	14	9.03%

Town Of Concrete, Council Position 4, Vote For 1

Marla Reed		121	100.00%	0	0.00%	0	0.00%	121	100.00%
Cast Votes:		121	78.06%	0	0.00%	0	0.00%	121	78.06%
Over Votes:		0	0.00%	0	0.00%	0	0.00%	0	0.00%
Under Votes:		34	21.94%	0	0.00%	0	0.00%	34	21.94%

Town of Hamilton, Mayor, Vote For 1

Timothy A. Bates		58	100.00%	0	0.00%	0	0.00%	58	100.00%
Cast Votes:		58	71.60%	0	0.00%	0	0.00%	58	71.60%
Over Votes:		0	0.00%	0	0.00%	0	0.00%	0	0.00%
Under Votes:		23	28.40%	0	0.00%	0	0.00%	23	28.40%

Town Of Hamilton, Council Position 1, Vote For 1

Andrew J. Hansen		15	18.75%	0	0.00%	0	0.00%	15	18.75%
Dale M. Bonner		65	81.25%	0	0.00%	0	0.00%	65	81.25%
Cast Votes:		80	98.77%	0	0.00%	0	0.00%	80	98.77%
Over Votes:		0	0.00%	0	0.00%	0	0.00%	0	0.00%
Under Votes:		1	1.23%	0	0.00%	0	0.00%	1	1.23%



200711270115
 Skagit County Auditor

11/27/2007 Page 21 of 368 2:48PM

Cumulative Report — Official
Skagit County, Washington — 2007 General Election — November 06, 2007

Page 5 of 22

11/27/2007 10:40 AM

Total Number of Voters : 33,455 of 59,686 = 56.05%

Precincts Reporting 118 of 118 = 100.00%

Party	Candidate	Absentee		Early		Election		Total	
Town Of Hamilton, Council Position 2, Vote For 1									
	Kathy Lipsey	38	48.72%	0	0.00%	0	0.00%	38	48.72%
	Dennis R. Mani	40	51.28%	0	0.00%	0	0.00%	40	51.28%
	Cast Votes:	78	96.30%	0	0.00%	0	0.00%	78	96.30%
	Over Votes:	0	0.00%	0	0.00%	0	0.00%	0	0.00%
	Under Votes:	3	3.70%	0	0.00%	0	0.00%	3	3.70%
Town Of Hamilton, Council Position 3, Vote For 1									
	Joan M. Cromley	47	61.84%	0	0.00%	0	0.00%	47	61.84%
	Cheryl Pitts	29	38.16%	0	0.00%	0	0.00%	29	38.16%
	Cast Votes:	76	93.83%	0	0.00%	0	0.00%	76	93.83%
	Over Votes:	0	0.00%	0	0.00%	0	0.00%	0	0.00%
	Under Votes:	5	6.17%	0	0.00%	0	0.00%	5	6.17%
Town Of La Conner, Mayor, Vote For 1									
	Ramon M. Hayes	276	100.00%	0	0.00%	0	0.00%	276	100.00%
	Cast Votes:	276	76.45%	0	0.00%	0	0.00%	276	76.45%
	Over Votes:	0	0.00%	0	0.00%	0	0.00%	0	0.00%
	Under Votes:	85	23.55%	0	0.00%	0	0.00%	85	23.55%
Town Of La Conner, Council Position 1, Vote For 1									
	Mike Murdock	175	51.32%	0	0.00%	0	0.00%	175	51.32%
	Jacques Brunisholz	166	48.68%	0	0.00%	0	0.00%	166	48.68%
	Cast Votes:	341	94.46%	0	0.00%	0	0.00%	341	94.46%
	Over Votes:	0	0.00%	0	0.00%	0	0.00%	0	0.00%
	Under Votes:	20	5.54%	0	0.00%	0	0.00%	20	5.54%
Town Of La Conner, Council Position 5, Vote For 1									
	Don L. Wright	275	100.00%	0	0.00%	0	0.00%	275	100.00%
	Cast Votes:	275	76.18%	0	0.00%	0	0.00%	275	76.18%
	Over Votes:	0	0.00%	0	0.00%	0	0.00%	0	0.00%
	Under Votes:	86	23.82%	0	0.00%	0	0.00%	86	23.82%



200711270115
 Skagit County Auditor

11/27/2007 Page 22 of 368 2:48PM

Cumulative Report — Official
Skagit County, Washington — 2007 General Election — November 06, 2007

Total Number of Voters : 33,455 of 59,686 = 56.05%

Precincts Reporting 118 of 118 = 100.00%

Party	Candidate	Absentee		Early		Election		Total	
-------	-----------	----------	--	-------	--	----------	--	-------	--

Town of Lyman, Mayor, Vote For 1

Debra K. Heinzman		75	100.00%	0	0.00%	0	0.00%	75	100.00%
Cast Votes:		75	77.32%	0	0.00%	0	0.00%	75	77.32%
Over Votes:		0	0.00%	0	0.00%	0	0.00%	0	0.00%
Under Votes:		22	22.68%	0	0.00%	0	0.00%	22	22.68%

Town Of Lyman, Council Position 3, Vote For 1

Mike Swanson		82	100.00%	0	0.00%	0	0.00%	82	100.00%
Cast Votes:		82	84.54%	0	0.00%	0	0.00%	82	84.54%
Over Votes:		0	0.00%	0	0.00%	0	0.00%	0	0.00%
Under Votes:		15	15.46%	0	0.00%	0	0.00%	15	15.46%

Town Of Lyman, Council Position 5, Vote For 1

Mike Couch		84	100.00%	0	0.00%	0	0.00%	84	100.00%
Cast Votes:		84	86.60%	0	0.00%	0	0.00%	84	86.60%
Over Votes:		0	0.00%	0	0.00%	0	0.00%	0	0.00%
Under Votes:		13	13.40%	0	0.00%	0	0.00%	13	13.40%

City Of Mount Vernon, Mayor, Vote For 1

Bud Norris		3,846	66.60%	0	0.00%	0	0.00%	3,846	66.60%
Doris Brevoort (W)		1,929	33.40%	0	0.00%	0	0.00%	1,929	33.40%
Cast Votes:		5,775	88.21%	0	0.00%	0	0.00%	5,775	88.21%
Over Votes:		2	0.03%	0	0.00%	0	0.00%	2	0.03%
Under Votes:		770	11.76%	0	0.00%	0	0.00%	770	11.76%

City Of Mount Vernon, Council Ward 1, Vote For 1

Joe Lindquist		4,689	100.00%	0	0.00%	0	0.00%	4,689	100.00%
Cast Votes:		4,689	71.62%	0	0.00%	0	0.00%	4,689	71.62%
Over Votes:		4	0.06%	0	0.00%	0	0.00%	4	0.06%
Under Votes:		1,854	28.32%	0	0.00%	0	0.00%	1,854	28.32%



200711270115
 Skagit County Auditor

Cumulative Report — Official
Skagit County, Washington — 2007 General Election — November 06, 2007

Page 7 of 22

11/27/2007 10:40 AM

Total Number of Voters : 33,455 of 59,686 = 56.05%

Precincts Reporting 118 of 118 = 100.00%

Party	Candidate	Absentee		Early		Election		Total	
-------	-----------	----------	--	-------	--	----------	--	-------	--

City Of Mount Vernon, Council Ward 2, Vote For 1

Scott McMullen	2,948	53.04%	0	0.00%	0	0.00%	2,948	53.04%
Mark Hulst	2,610	46.96%	0	0.00%	0	0.00%	2,610	46.96%
Cast Votes:	5,558	84.89%	0	0.00%	0	0.00%	5,558	84.89%
Over Votes:	4	0.06%	0	0.00%	0	0.00%	4	0.06%
Under Votes:	985	15.05%	0	0.00%	0	0.00%	985	15.05%

City Of Mount Vernon, Council Ward 3, Vote For 1

Mike Urban	4,062	69.99%	0	0.00%	0	0.00%	4,062	69.99%
Paul "Gonzo" Gonzales	1,742	30.01%	0	0.00%	0	0.00%	1,742	30.01%
Cast Votes:	5,804	88.65%	0	0.00%	0	0.00%	5,804	88.65%
Over Votes:	2	0.03%	0	0.00%	0	0.00%	2	0.03%
Under Votes:	741	11.32%	0	0.00%	0	0.00%	741	11.32%

City of Sedro-Woolley, Mayor, Short/Full Term, Vote For 1

Kevin Loy	592	28.23%	0	0.00%	0	0.00%	592	28.23%
Mike Anderson	1,505	71.77%	0	0.00%	0	0.00%	1,505	71.77%
Cast Votes:	2,097	95.27%	0	0.00%	0	0.00%	2,097	95.27%
Over Votes:	1	0.05%	0	0.00%	0	0.00%	1	0.05%
Under Votes:	103	4.68%	0	0.00%	0	0.00%	103	4.68%

City of Sedro-Woolley Council at Large, Short/Full Term, Vote For 1

Dennis P. London	1,593	100.00%	0	0.00%	0	0.00%	1,593	100.00%
Cast Votes:	1,593	72.38%	0	0.00%	0	0.00%	1,593	72.38%
Over Votes:	1	0.05%	0	0.00%	0	0.00%	1	0.05%
Under Votes:	607	27.58%	0	0.00%	0	0.00%	607	27.58%

City Of Sedro-Woolley, Council Ward 1, Vote For 1

Ted Meamber	253	100.00%	0	0.00%	0	0.00%	253	100.00%
Cast Votes:	253	73.12%	0	0.00%	0	0.00%	253	73.12%
Over Votes:	0	0.00%	0	0.00%	0	0.00%	0	0.00%
Under Votes:	93	26.88%	0	0.00%	0	0.00%	93	26.88%



200711270115
 Skagit County Auditor

11/27/2007 Page 24 of 368 2:48PM

**Cumulative Report — Official
Skagit County, Washington — 2007 General Election — November 06, 2007**

Page 8 of 22

11/27/2007 10:40 AM

Total Number of Voters : 33,455 of 59,686 = 56.05%

Precincts Reporting 118 of 118 = 100.00%

Party	Candidate	Absentee		Early		Election		Total	
City Of Sedro-Woolley, Council Ward 4, Vote For 1									
	Pat Colgan	288	100.00%	0	0.00%	0	0.00%	288	100.00%
	Cast Votes:	288	72.00%	0	0.00%	0	0.00%	288	72.00%
	Over Votes:	0	0.00%	0	0.00%	0	0.00%	0	0.00%
	Under Votes:	112	28.00%	0	0.00%	0	0.00%	112	28.00%
City Of Sedro-Woolley, Council Ward 5, Vote For 1									
	Hugh Galbraith	360	100.00%	0	0.00%	0	0.00%	360	100.00%
	Cast Votes:	360	74.38%	0	0.00%	0	0.00%	360	74.38%
	Over Votes:	0	0.00%	0	0.00%	0	0.00%	0	0.00%
	Under Votes:	124	25.62%	0	0.00%	0	0.00%	124	25.62%
Cemetery District 1, Commissioner Position 2, Vote For 1									
	John F. Hastings	965	100.00%	0	0.00%	0	0.00%	965	100.00%
	Cast Votes:	965	74.06%	0	0.00%	0	0.00%	965	74.06%
	Over Votes:	0	0.00%	0	0.00%	0	0.00%	0	0.00%
	Under Votes:	338	25.94%	0	0.00%	0	0.00%	338	25.94%
Cemetery District 2, Commissioner Position 2, Vote For 1									
	Lyle E. Mooney	1,008	100.00%	0	0.00%	0	0.00%	1,008	100.00%
	Cast Votes:	1,008	60.83%	0	0.00%	0	0.00%	1,008	60.83%
	Over Votes:	0	0.00%	0	0.00%	0	0.00%	0	0.00%
	Under Votes:	649	39.17%	0	0.00%	0	0.00%	649	39.17%
Cemetery District 3, Commissioner Position 2, Vote For 1									
	Fred R. Sievers	305	100.00%	0	0.00%	0	0.00%	305	100.00%
	Cast Votes:	305	77.02%	0	0.00%	0	0.00%	305	77.02%
	Over Votes:	0	0.00%	0	0.00%	0	0.00%	0	0.00%
	Under Votes:	91	22.98%	0	0.00%	0	0.00%	91	22.98%



200711270115
Skagit County Auditor

11/27/2007 Page 25 of 368 2:48PM

Cumulative Report — Official
Skagit County, Washington — 2007 General Election — November 06, 2007


Page 9 of 22

11/27/2007 10:40 AM

Total Number of Voters : 33,455 of 59,686 = 56.05%

Precincts Reporting 118 of 118 = 100.00%

Party	Candidate	Absentee		Early		Election		Total	
Cemetery District 4, Commissioner Position 1, Two Year Unexpired Term, Vote For 1									
	Claire H. Hansen	913	100.00%	0	0.00%	0	0.00%	913	100.00%
	Cast Votes:	913	66.59%	0	0.00%	0	0.00%	913	66.59%
	Over Votes:	0	0.00%	0	0.00%	0	0.00%	0	0.00%
	Under Votes:	458	33.41%	0	0.00%	0	0.00%	458	33.41%
Cemetery District 4, Commissioner Position 2, Vote For 1									
	Michael D. Bridgman	973	100.00%	0	0.00%	0	0.00%	973	100.00%
	Cast Votes:	973	70.97%	0	0.00%	0	0.00%	973	70.97%
	Over Votes:	0	0.00%	0	0.00%	0	0.00%	0	0.00%
	Under Votes:	398	29.03%	0	0.00%	0	0.00%	398	29.03%
Cemetery District 5, Commissioner Position 2, Vote For 1									
	Richard A. Frank	996	100.00%	0	0.00%	0	0.00%	996	100.00%
	Cast Votes:	996	81.17%	0	0.00%	0	0.00%	996	81.17%
	Over Votes:	0	0.00%	0	0.00%	0	0.00%	0	0.00%
	Under Votes:	231	18.83%	0	0.00%	0	0.00%	231	18.83%
Cemetery District 6, Commissioner Position 2, Vote For 1									
	Beverly Van Slageren	381	100.00%	0	0.00%	0	0.00%	381	100.00%
	Cast Votes:	381	69.65%	0	0.00%	0	0.00%	381	69.65%
	Over Votes:	0	0.00%	0	0.00%	0	0.00%	0	0.00%
	Under Votes:	166	30.35%	0	0.00%	0	0.00%	166	30.35%
Fidalgo Park And Recreation District, Commissioner Position 1, Vote For 1									
	Bob Linder	4,995	100.00%	0	0.00%	0	0.00%	4,995	100.00%
	Cast Votes:	4,995	64.64%	0	0.00%	0	0.00%	4,995	64.64%
	Over Votes:	0	0.00%	0	0.00%	0	0.00%	0	0.00%
	Under Votes:	2,732	35.36%	0	0.00%	0	0.00%	2,732	35.36%



200711270115
 Skagit County Auditor

11/27/2007 Page 26 of 388 2:48PM

Cumulative Report — Official Skagit County, Washington — 2007 General Election — November 06, 2007

Page 10 of 22

11/27/2007 10:40 AM

Total Number of Voters : 33,455 of 59,686 = 56.05%

Precincts Reporting 118 of 118 = 100.00%

Party	Candidate	Absentee	Early	Election	Total
-------	-----------	----------	-------	----------	-------

Fidalgo Park And Recreation District, Commissioner Position 4, Vote For 1

Kim Jenssen	4,992	100.00%	0	0.00%	0	0.00%	4,992	100.00%
Cast Votes:	4,992	64.60%	0	0.00%	0	0.00%	4,992	64.60%
Over Votes:	1	0.01%	0	0.00%	0	0.00%	1	0.01%
Under Votes:	2,734	35.38%	0	0.00%	0	0.00%	2,734	35.38%

Fire District #01, Commissioner Position 1, Vote For 1

Sandy Saben	123	100.00%	0	0.00%	0	0.00%	123	100.00%
Cast Votes:	123	70.69%	0	0.00%	0	0.00%	123	70.69%
Over Votes:	0	0.00%	0	0.00%	0	0.00%	0	0.00%
Under Votes:	51	29.31%	0	0.00%	0	0.00%	51	29.31%

Fire District #01, Commissioner Position 2, 4 Year Unexpired Term, Vote For 1

Fred Clark	121	100.00%	0	0.00%	0	0.00%	121	100.00%
Cast Votes:	121	69.54%	0	0.00%	0	0.00%	121	69.54%
Over Votes:	0	0.00%	0	0.00%	0	0.00%	0	0.00%
Under Votes:	53	30.46%	0	0.00%	0	0.00%	53	30.46%

Fire District #02, Commissioner Position 1, Vote For 1

Ken Anderson	753	100.00%	0	0.00%	0	0.00%	753	100.00%
Cast Votes:	753	73.39%	0	0.00%	0	0.00%	753	73.39%
Over Votes:	0	0.00%	0	0.00%	0	0.00%	0	0.00%
Under Votes:	273	26.61%	0	0.00%	0	0.00%	273	26.61%

Fire District #03, Commissioner Position 1, Vote For 1

Edward Kemper	855	90.38%	0	0.00%	0	0.00%	855	90.38%
Dan C. Sneva (W)	91	9.62%	0	0.00%	0	0.00%	91	9.62%
Cast Votes:	946	67.19%	0	0.00%	0	0.00%	946	67.19%
Over Votes:	0	0.00%	0	0.00%	0	0.00%	0	0.00%
Under Votes:	462	32.81%	0	0.00%	0	0.00%	462	32.81%



200711270115
Skagit County Auditor

**Cumulative Report — Official
Skagit County, Washington — 2007 General Election — November 06, 2007**

Total Number of Voters : 33,455 of 59,686 = 56.05%

Precincts Reporting 118 of 118 = 100.00%

Party	Candidate	Absentee		Early		Election		Total	
Fire District #04, Commissioner Position 1, Vote For 1									
	Les Martin	512	100.00%	0	0.00%	0	0.00%	512	100.00%
	Cast Votes:	512	66.93%	0	0.00%	0	0.00%	512	66.93%
	Over Votes:	0	0.00%	0	0.00%	0	0.00%	0	0.00%
	Under Votes:	253	33.07%	0	0.00%	0	0.00%	253	33.07%
Fire District #05, Commissioner Position 1, Short/Full Term, Vote For 1									
	Gerald H. "Jerry" Anderson	766	100.00%	0	0.00%	0	0.00%	766	100.00%
	Cast Votes:	766	67.67%	0	0.00%	0	0.00%	766	67.67%
	Over Votes:	0	0.00%	0	0.00%	0	0.00%	0	0.00%
	Under Votes:	366	32.33%	0	0.00%	0	0.00%	366	32.33%
Fire District #06, Commissioner Position 1, Vote For 1									
	Trevor Ford	1,238	100.00%	0	0.00%	0	0.00%	1,238	100.00%
	Cast Votes:	1,238	67.06%	0	0.00%	0	0.00%	1,238	67.06%
	Over Votes:	1	0.05%	0	0.00%	0	0.00%	1	0.05%
	Under Votes:	607	32.88%	0	0.00%	0	0.00%	607	32.88%
Fire District #07, Commissioner Position 1, Short/Full Term, Vote For 1									
	Richard Crutchfield	81	100.00%	0	0.00%	0	0.00%	81	100.00%
	Cast Votes:	81	76.42%	0	0.00%	0	0.00%	81	76.42%
	Over Votes:	0	0.00%	0	0.00%	0	0.00%	0	0.00%
	Under Votes:	25	23.58%	0	0.00%	0	0.00%	25	23.58%
Fire District #08, Commissioner Position 1, Vote For 1									
	Jim Kennedy	1,673	100.00%	0	0.00%	0	0.00%	1,673	100.00%
	Cast Votes:	1,673	66.13%	0	0.00%	0	0.00%	1,673	66.13%
	Over Votes:	1	0.04%	0	0.00%	0	0.00%	1	0.04%
	Under Votes:	856	33.83%	0	0.00%	0	0.00%	856	33.83%



200711270115
Skagit County Auditor

Cumulative Report — Official
Skagit County, Washington — 2007 General Election — November 06, 2007


Page 12 of 22

11/27/2007 10:40 AM

Total Number of Voters : 33,455 of 59,686 = 56.05%

Precincts Reporting 118 of 118 = 100.00%

Party	Candidate	Absentee		Early		Election		Total	
Fire District #09, Commissioner Position 1, Vote For 1									
	Robert G. Guy	642	100.00%	0	0.00%	0	0.00%	642	100.00%
	Cast Votes:	642	72.38%	0	0.00%	0	0.00%	642	72.38%
	Over Votes:	0	0.00%	0	0.00%	0	0.00%	0	0.00%
	Under Votes:	245	27.62%	0	0.00%	0	0.00%	245	27.62%
Fire District #10, Commissioner Position 1, Vote For 1									
	Michael R. Williams	574	100.00%	0	0.00%	0	0.00%	574	100.00%
	Cast Votes:	574	72.94%	0	0.00%	0	0.00%	574	72.94%
	Over Votes:	0	0.00%	0	0.00%	0	0.00%	0	0.00%
	Under Votes:	213	27.06%	0	0.00%	0	0.00%	213	27.06%
Fire District #11, Commissioner Position 1, Vote For 1									
	Dan Yount	876	100.00%	0	0.00%	0	0.00%	876	100.00%
	Cast Votes:	876	60.46%	0	0.00%	0	0.00%	876	60.46%
	Over Votes:	0	0.00%	0	0.00%	0	0.00%	0	0.00%
	Under Votes:	573	39.54%	0	0.00%	0	0.00%	573	39.54%
Fire District #12, Commissioner Position 1, Vote For 1									
	Greg R. John	305	100.00%	0	0.00%	0	0.00%	305	100.00%
	Cast Votes:	305	63.28%	0	0.00%	0	0.00%	305	63.28%
	Over Votes:	0	0.00%	0	0.00%	0	0.00%	0	0.00%
	Under Votes:	177	36.72%	0	0.00%	0	0.00%	177	36.72%
Fire District #13, Commissioner Position 1, Vote For 1									
	Jim Grove	671	45.28%	0	0.00%	0	0.00%	671	45.28%
	John Doyle	811	54.72%	0	0.00%	0	0.00%	811	54.72%
	Cast Votes:	1,482	86.62%	0	0.00%	0	0.00%	1,482	86.62%
	Over Votes:	0	0.00%	0	0.00%	0	0.00%	0	0.00%
	Under Votes:	229	13.38%	0	0.00%	0	0.00%	229	13.38%



200711270115
 Skagit County Auditor

Cumulative Report — Official
Skagit County, Washington — 2007 General Election — November 06, 2007


Page 13 of 22

11/27/2007 10:40 AM

Total Number of Voters : 33,455 of 59,686 = 56.05%

Precincts Reporting 118 of 118 = 100.00%

Party	Candidate	Absentee		Early		Election		Total	
Fire District #14, Commissioner Position 1, Vote For 1									
	David E. Holmkvist	587	100.00%	0	0.00%	0	0.00%	587	100.00%
	Cast Votes:	587	63.39%	0	0.00%	0	0.00%	587	63.39%
	Over Votes:	0	0.00%	0	0.00%	0	0.00%	0	0.00%
	Under Votes:	339	36.61%	0	0.00%	0	0.00%	339	36.61%
Fire District #15, Commissioner Position 1, Short/Full Term, Vote For 1									
	C. Aaron Leslie	122	92.42%	0	0.00%	0	0.00%	122	92.42%
	Paul Wagner (W)	10	7.58%	0	0.00%	0	0.00%	10	7.58%
	Cast Votes:	132	72.53%	0	0.00%	0	0.00%	132	72.53%
	Over Votes:	0	0.00%	0	0.00%	0	0.00%	0	0.00%
	Under Votes:	50	27.47%	0	0.00%	0	0.00%	50	27.47%
Fire District #15, Commissioner Position 3, 2 Year Unexplred Term, Vote For 1									
	Wes Miller	129	100.00%	0	0.00%	0	0.00%	129	100.00%
	Cast Votes:	129	70.88%	0	0.00%	0	0.00%	129	70.88%
	Over Votes:	0	0.00%	0	0.00%	0	0.00%	0	0.00%
	Under Votes:	53	29.12%	0	0.00%	0	0.00%	53	29.12%
Fire District #16, Commissioner Position 1, Vote For 1									
	Simme Bobrosky	123	100.00%	0	0.00%	0	0.00%	123	100.00%
	Cast Votes:	123	65.08%	0	0.00%	0	0.00%	123	65.08%
	Over Votes:	0	0.00%	0	0.00%	0	0.00%	0	0.00%
	Under Votes:	66	34.92%	0	0.00%	0	0.00%	66	34.92%
Fire District #17, Commiissioner Position 1, Vote For 1									
	James Dugan	320	100.00%	0	0.00%	0	0.00%	320	100.00%
	Cast Votes:	320	80.81%	0	0.00%	0	0.00%	320	80.81%
	Over Votes:	0	0.00%	0	0.00%	0	0.00%	0	0.00%
	Under Votes:	76	19.19%	0	0.00%	0	0.00%	76	19.19%



200711270115
 Skagit County Auditor

11/27/2007 Page 30 of 368 2:48PM

**Cumulative Report — Official
Skagit County, Washington — 2007 General Election — November 06, 2007**

Page 14 of 22

11/27/2007 10:40 AM

Total Number of Voters : 33,455 of 59,686 = 56.05%

Precincts Reporting 118 of 118 = 100.00%

Party	Candidate	Absentee	Early	Election	Total
Fire District #19, Commissioner Position 1, Vote For 1					
	Michael Brondi	278 100.00%	0 0.00%	0 0.00%	278 100.00%
	Cast Votes:	278 81.05%	0 0.00%	0 0.00%	278 81.05%
	Over Votes:	0 0.00%	0 0.00%	0 0.00%	0 0.00%
	Under Votes:	65 18.95%	0 0.00%	0 0.00%	65 18.95%
Fire District #24, Commissioner Position 1, Vote For 1					
	Dennis Vincent	37 97.37%	0 0.00%	0 0.00%	37 97.37%
	John E. Palmer (W)	1 2.63%	0 0.00%	0 0.00%	1 2.63%
	Cast Votes:	38 77.55%	0 0.00%	0 0.00%	38 77.55%
	Over Votes:	0 0.00%	0 0.00%	0 0.00%	0 0.00%
	Under Votes:	11 22.45%	0 0.00%	0 0.00%	11 22.45%
Hospital District #1, Commissioner Position 2, Vote For 1					
	Tim Raschko	6,730 100.00%	0 0.00%	0 0.00%	6,730 100.00%
	Cast Votes:	6,730 67.95%	0 0.00%	0 0.00%	6,730 67.95%
	Over Votes:	4 0.04%	0 0.00%	0 0.00%	4 0.04%
	Under Votes:	3,171 32.01%	0 0.00%	0 0.00%	3,171 32.01%
Hospital District #1, Commissioner Position 4, Vote For 1					
	James L. Hobbs Sr.	6,788 100.00%	0 0.00%	0 0.00%	6,788 100.00%
	Cast Votes:	6,788 68.53%	0 0.00%	0 0.00%	6,788 68.53%
	Over Votes:	2 0.02%	0 0.00%	0 0.00%	2 0.02%
	Under Votes:	3,115 31.45%	0 0.00%	0 0.00%	3,115 31.45%
Hospital District #2, Commissioner Position 4, Vote For 1					
	Laurie M. Gere	5,948 100.00%	0 0.00%	0 0.00%	5,948 100.00%
	Cast Votes:	5,948 73.20%	0 0.00%	0 0.00%	5,948 73.20%
	Over Votes:	0 0.00%	0 0.00%	0 0.00%	0 0.00%
	Under Votes:	2,178 26.80%	0 0.00%	0 0.00%	2,178 26.80%



200711270115
Skagit County Auditor

Cumulative Report — Official
Skagit County, Washington — 2007 General Election — November 06, 2007

Page 15 of 22

11/27/2007 10:40 AM

Total Number of Voters : 33,455 of 59,686 = 56.05%

Precincts Reporting 118 of 118 = 100.00%

Party	Candidate	Absentee		Early		Election		Total	
Hospital District #2, Commissioner Position 6, Vote For 1									
	Boyd Q. Veer	3,259	47.74%	0	0.00%	0	0.00%	3,259	47.74%
	Chip Bogosian	3,568	52.26%	0	0.00%	0	0.00%	3,568	52.26%
	Cast Votes:	6,827	84.01%	0	0.00%	0	0.00%	6,827	84.01%
	Over Votes:	1	0.01%	0	0.00%	0	0.00%	1	0.01%
	Under Votes:	1,298	15.97%	0	0.00%	0	0.00%	1,298	15.97%
Hospital District #304, Commissioner Position 3, Vote For 1									
	Gary L. Kent	8,939	100.00%	0	0.00%	0	0.00%	8,939	100.00%
	Cast Votes:	8,939	66.68%	0	0.00%	0	0.00%	8,939	66.68%
	Over Votes:	1	0.01%	0	0.00%	0	0.00%	1	0.01%
	Under Votes:	4,466	33.31%	0	0.00%	0	0.00%	4,466	33.31%
Hospital District #304, Commissioner Position 5, Vote For 1									
	Robert M. Stanley	8,884	100.00%	0	0.00%	0	0.00%	8,884	100.00%
	Cast Votes:	8,884	66.27%	0	0.00%	0	0.00%	8,884	66.27%
	Over Votes:	1	0.01%	0	0.00%	0	0.00%	1	0.01%
	Under Votes:	4,521	33.72%	0	0.00%	0	0.00%	4,521	33.72%
Port of Anacortes, Commissioner District 3, Vote For 1									
	Steve Hopley	6,298	100.00%	0	0.00%	0	0.00%	6,298	100.00%
	Cast Votes:	6,298	62.41%	0	0.00%	0	0.00%	6,298	62.41%
	Over Votes:	0	0.00%	0	0.00%	0	0.00%	0	0.00%
	Under Votes:	3,793	37.59%	0	0.00%	0	0.00%	3,793	37.59%
Port of Anacortes, Commissioner District 4, Vote For 1									
	Pat D. Mooney	6,265	100.00%	0	0.00%	0	0.00%	6,265	100.00%
	Cast Votes:	6,265	62.09%	0	0.00%	0	0.00%	6,265	62.09%
	Over Votes:	1	0.01%	0	0.00%	0	0.00%	1	0.01%
	Under Votes:	3,825	37.91%	0	0.00%	0	0.00%	3,825	37.91%



200711270115
 Skagit County Auditor

Cumulative Report — Official
Skagit County, Washington — 2007 General Election — November 06, 2007

Page 16 of 22

11/27/2007 10:40 AM

Total Number of Voters : 33,455 of 59,686 = 56.05%

Precincts Reporting 118 of 118 = 100.00%

Party	Candidate	Absentee		Early		Election		Total	
Port of Skagit County, Commissioner District 1, Vote For 1									
	Kevin Ware	15,564	100.00%	0	0.00%	0	0.00%	15,564	100.00%
	Cast Votes:	15,564	66.62%	0	0.00%	0	0.00%	15,564	66.62%
	Over Votes:	4	0.02%	0	0.00%	0	0.00%	4	0.02%
	Under Votes:	7,796	33.37%	0	0.00%	0	0.00%	7,796	33.37%
Anacortes School District #103, Director Position 3, Vote For 1									
	Jeannette L. Papadakis	5,113	100.00%	0	0.00%	0	0.00%	5,113	100.00%
	Cast Votes:	5,113	62.92%	0	0.00%	0	0.00%	5,113	62.92%
	Over Votes:	0	0.00%	0	0.00%	0	0.00%	0	0.00%
	Under Votes:	3,013	37.08%	0	0.00%	0	0.00%	3,013	37.08%
Anacortes School District #103, Director Position 4, Vote For 1									
	Carol Pyke	5,227	100.00%	0	0.00%	0	0.00%	5,227	100.00%
	Cast Votes:	5,227	64.32%	0	0.00%	0	0.00%	5,227	64.32%
	Over Votes:	3	0.04%	0	0.00%	0	0.00%	3	0.04%
	Under Votes:	2,896	35.64%	0	0.00%	0	0.00%	2,896	35.64%
Anacortes School District #103, Director Position 5, Vote For 1									
	Chris V. Anderson	5,145	100.00%	0	0.00%	0	0.00%	5,145	100.00%
	Cast Votes:	5,145	63.32%	0	0.00%	0	0.00%	5,145	63.32%
	Over Votes:	0	0.00%	0	0.00%	0	0.00%	0	0.00%
	Under Votes:	2,981	36.68%	0	0.00%	0	0.00%	2,981	36.68%
Burlington School District #100, Director District 1, Vote For 1									
	Martin H. Lopez	3,882	100.00%	0	0.00%	0	0.00%	3,882	100.00%
	Cast Votes:	3,882	65.59%	0	0.00%	0	0.00%	3,882	65.59%
	Over Votes:	2	0.03%	0	0.00%	0	0.00%	2	0.03%
	Under Votes:	2,035	34.38%	0	0.00%	0	0.00%	2,035	34.38%



200711270115
 Skagit County Auditor

**Cumulative Report — Official
Skagit County, Washington — 2007 General Election — November 06, 2007**

Page 17 of 22

11/27/2007 10:40 AM

Total Number of Voters : 33,455 of 59,686 = 56.05%

Precincts Reporting 118 of 118 = 100.00%

Party	Candidate	Absentee		Early		Election		Total	
Burlington School District #100, Director District 3, Vote For 1									
	Tim Loving	2,339	48.67%	0	0.00%	0	0.00%	2,339	48.67%
	Bill Wallace	2,467	51.33%	0	0.00%	0	0.00%	2,467	51.33%
	Cast Votes:	4,806	81.20%	0	0.00%	0	0.00%	4,806	81.20%
	Over Votes:	1	0.02%	0	0.00%	0	0.00%	1	0.02%
	Under Votes:	1,112	18.79%	0	0.00%	0	0.00%	1,112	18.79%
Burlington School District #100, Director District 4, Vote For 1									
	Liza Peth Bott	4,031	100.00%	0	0.00%	0	0.00%	4,031	100.00%
	Cast Votes:	4,031	68.10%	0	0.00%	0	0.00%	4,031	68.10%
	Over Votes:	0	0.00%	0	0.00%	0	0.00%	0	0.00%
	Under Votes:	1,888	31.90%	0	0.00%	0	0.00%	1,888	31.90%
Concrete School District #11, Director District 5, Vote For 1									
	Merlene Buller	952	100.00%	0	0.00%	0	0.00%	952	100.00%
	Cast Votes:	952	77.59%	0	0.00%	0	0.00%	952	77.59%
	Over Votes:	0	0.00%	0	0.00%	0	0.00%	0	0.00%
	Under Votes:	275	22.41%	0	0.00%	0	0.00%	275	22.41%
Proposition No. 1 Concrete School District Dissolution and Reapportionment of Directors' Districts, Vote For 1									
	Approved	726	64.53%	0	0.00%	0	0.00%	726	64.53%
	Rejected	399	35.47%	0	0.00%	0	0.00%	399	35.47%
	Cast Votes:	1,125	91.69%	0	0.00%	0	0.00%	1,125	91.69%
	Over Votes:	0	0.00%	0	0.00%	0	0.00%	0	0.00%
	Under Votes:	102	8.31%	0	0.00%	0	0.00%	102	8.31%
Conway School District #317, Director Position 1, Vote For 1									
	Thom Sicklesteel	789	100.00%	0	0.00%	0	0.00%	789	100.00%
	Cast Votes:	789	71.99%	0	0.00%	0	0.00%	789	71.99%
	Over Votes:	0	0.00%	0	0.00%	0	0.00%	0	0.00%
	Under Votes:	307	28.01%	0	0.00%	0	0.00%	307	28.01%



200711270115
Skagit County Auditor

Cumulative Report — Official Skagit County, Washington — 2007 General Election — November 06, 2007

Page 18 of 22

11/27/2007 10:40 AM

Total Number of Voters : 33,455 of 59,686 = 56.05%

Precincts Reporting 118 of 118 = 100.00%

Party	Candidate	Absentee	Early	Election	Total
-------	-----------	----------	-------	----------	-------

Conway School District #317, Director Position 4, Short/Full Term, Vote For 1

Kay Cyr	764	100.00%	0	0.00%	0	0.00%	764	100.00%
Cast Votes:	764	69.71%	0	0.00%	0	0.00%	764	69.71%
Over Votes:	0	0.00%	0	0.00%	0	0.00%	0	0.00%
Under Votes:	332	30.29%	0	0.00%	0	0.00%	332	30.29%

Conway School District #317, Director Position 5, Vote For 1

Jessica Bell Hinderstein	743	100.00%	0	0.00%	0	0.00%	743	100.00%
Cast Votes:	743	67.79%	0	0.00%	0	0.00%	743	67.79%
Over Votes:	0	0.00%	0	0.00%	0	0.00%	0	0.00%
Under Votes:	353	32.21%	0	0.00%	0	0.00%	353	32.21%

Darrington School District #330, Director District 1, Vote For 1


Andrew L. Hatfield	36	100.00%	0	0.00%	0	0.00%	36	100.00%
Cast Votes:	36	66.67%	0	0.00%	0	0.00%	36	66.67%
Over Votes:	0	0.00%	0	0.00%	0	0.00%	0	0.00%
Under Votes:	18	33.33%	0	0.00%	0	0.00%	18	33.33%

Darrington School District #330, Director District 2, Vote For 1

Darrell Holm	38	100.00%	0	0.00%	0	0.00%	38	100.00%
Cast Votes:	38	70.37%	0	0.00%	0	0.00%	38	70.37%
Over Votes:	0	0.00%	0	0.00%	0	0.00%	0	0.00%
Under Votes:	16	29.63%	0	0.00%	0	0.00%	16	29.63%

Darrington School District #330, Director District 3, Vote For 1

Judith K. Nevitt	26	100.00%	0	0.00%	0	0.00%	26	100.00%
Cast Votes:	26	48.15%	0	0.00%	0	0.00%	26	48.15%
Over Votes:	1	1.85%	0	0.00%	0	0.00%	1	1.85%
Under Votes:	27	50.00%	0	0.00%	0	0.00%	27	50.00%



11/27/2007 Page 35 of 368 2:48PM

Cumulative Report — Official
Skagit County, Washington — 2007 General Election — November 06, 2007

Page 19 of 22

11/27/2007 10:40 AM

Total Number of Voters : 33,455 of 59,686 = 56.05%

Precincts Reporting 118 of 118 = 100.00%

Party	Candidate	Absentee		Early		Election		Total	
-------	-----------	----------	--	-------	--	----------	--	-------	--

Darrington School District #330, Director District 4, Vote For 1

Tim Lovell		34	100.00%	0	0.00%	0	0.00%	34	100.00%
	Cast Votes:	34	62.96%	0	0.00%	0	0.00%	34	62.96%
	Over Votes:	0	0.00%	0	0.00%	0	0.00%	0	0.00%
	Under Votes:	20	37.04%	0	0.00%	0	0.00%	20	37.04%

Darrington School District #330, Director District 5, Vote For 1

Julie K. Kuntz		43	100.00%	0	0.00%	0	0.00%	43	100.00%
	Cast Votes:	43	79.63%	0	0.00%	0	0.00%	43	79.63%
	Over Votes:	0	0.00%	0	0.00%	0	0.00%	0	0.00%
	Under Votes:	11	20.37%	0	0.00%	0	0.00%	11	20.37%

Proposition No. 1 Darrington School District Dissolution and Reapportionment of Directors' Districts, Vote For 1

Approved		39	79.59%	0	0.00%	0	0.00%	39	79.59%
Rejected		10	20.41%	0	0.00%	0	0.00%	10	20.41%
	Cast Votes:	49	90.74%	0	0.00%	0	0.00%	49	90.74%
	Over Votes:	0	0.00%	0	0.00%	0	0.00%	0	0.00%
	Under Votes:	5	9.26%	0	0.00%	0	0.00%	5	9.26%

LaConner School District #311, Director District 1, Vote For 1

Gretchen McCauley		1,434	100.00%	0	0.00%	0	0.00%	1,434	100.00%
	Cast Votes:	1,434	72.90%	0	0.00%	0	0.00%	1,434	72.90%
	Over Votes:	0	0.00%	0	0.00%	0	0.00%	0	0.00%
	Under Votes:	533	27.10%	0	0.00%	0	0.00%	533	27.10%

LaConner School District #311, Director District 2, Vote For 1

Janie Beasley		1,413	100.00%	0	0.00%	0	0.00%	1,413	100.00%
	Cast Votes:	1,413	71.84%	0	0.00%	0	0.00%	1,413	71.84%
	Over Votes:	0	0.00%	0	0.00%	0	0.00%	0	0.00%
	Under Votes:	554	28.16%	0	0.00%	0	0.00%	554	28.16%



200711270115
 Skagit County Auditor

**Cumulative Report — Official
Skagit County, Washington — 2007 General Election — November 06, 2007**

Page 20 of 22

11/27/2007 10:40 AM

Total Number of Voters : 33,455 of 59,686 = 56.05%

Precincts Reporting 118 of 118 = 100.00%

Party	Candidate	Absentee		Early		Election		Total	
LaConner School District #311, Director District 4, Vote For 1									
	Rick Thompson	1,425	100.00%	0	0.00%	0	0.00%	1,425	100.00%
	Cast Votes:	1,425	72.45%	0	0.00%	0	0.00%	1,425	72.45%
	Over Votes:	0	0.00%	0	0.00%	0	0.00%	0	0.00%
	Under Votes:	542	27.55%	0	0.00%	0	0.00%	542	27.55%
Mount Vernon School District #320, Director District 1, Vote For 1									
	Laura Flores Cailloux	5,612	100.00%	0	0.00%	0	0.00%	5,612	100.00%
	Cast Votes:	5,612	68.15%	0	0.00%	0	0.00%	5,612	68.15%
	Over Votes:	1	0.01%	0	0.00%	0	0.00%	1	0.01%
	Under Votes:	2,622	31.84%	0	0.00%	0	0.00%	2,622	31.84%
Mount Vernon School District #320, Director District 2, Vote For 1									
	Robert Coffey	5,670	100.00%	0	0.00%	0	0.00%	5,670	100.00%
	Cast Votes:	5,670	68.85%	0	0.00%	0	0.00%	5,670	68.85%
	Over Votes:	4	0.05%	0	0.00%	0	0.00%	4	0.05%
	Under Votes:	2,561	31.10%	0	0.00%	0	0.00%	2,561	31.10%
Mount Vernon School District #320, Director District 3, Vote For 1									
	T.J. Larrick	5,412	100.00%	0	0.00%	0	0.00%	5,412	100.00%
	Cast Votes:	5,412	65.72%	0	0.00%	0	0.00%	5,412	65.72%
	Over Votes:	1	0.01%	0	0.00%	0	0.00%	1	0.01%
	Under Votes:	2,822	34.27%	0	0.00%	0	0.00%	2,822	34.27%
Sedro-Woolley School District #101, Director District 2, Vote For 1									
	Tim Howland	4,757	100.00%	0	0.00%	0	0.00%	4,757	100.00%
	Cast Votes:	4,757	69.64%	0	0.00%	0	0.00%	4,757	69.64%
	Over Votes:	2	0.03%	0	0.00%	0	0.00%	2	0.03%
	Under Votes:	2,072	30.33%	0	0.00%	0	0.00%	2,072	30.33%



200711270115
Skagit County Auditor

**Cumulative Report — Official
Skagit County, Washington — 2007 General Election — November 06, 2007**

Page 21 of 22

11/27/2007 10:40 AM

Total Number of Voters : 33,455 of 59,686 = 56.05%

Precincts Reporting 118 of 118 = 100.00%

Party	Candidate	Absentee	Early	Election	Total
-------	-----------	----------	-------	----------	-------

Sedro-Woolley School District #101, Director District 3, Vote For 1

Rich Weyrich	4,723	100.00%	0	0.00%	0	0.00%	4,723	100.00%
Cast Votes:	4,723	69.14%	0	0.00%	0	0.00%	4,723	69.14%
Over Votes:	0	0.00%	0	0.00%	0	0.00%	0	0.00%
Under Votes:	2,108	30.86%	0	0.00%	0	0.00%	2,108	30.86%

Sewer District 1, Commissioner Position 1, 4 Year Unexpired Term, Vote For 1

Loren L. Bogart	72	100.00%	0	0.00%	0	0.00%	72	100.00%
Cast Votes:	72	72.73%	0	0.00%	0	0.00%	72	72.73%
Over Votes:	0	0.00%	0	0.00%	0	0.00%	0	0.00%
Under Votes:	27	27.27%	0	0.00%	0	0.00%	27	27.27%

Sewer District 1, Commissioner Position 3, Vote For 1

Mel Dunbar	78	100.00%	0	0.00%	0	0.00%	78	100.00%
Cast Votes:	78	78.79%	0	0.00%	0	0.00%	78	78.79%
Over Votes:	0	0.00%	0	0.00%	0	0.00%	0	0.00%
Under Votes:	21	21.21%	0	0.00%	0	0.00%	21	21.21%

Sewer District 2, Commissioner Position 1, Short/Full term, Vote For 1

Mark Pearson	317	100.00%	0	0.00%	0	0.00%	317	100.00%
Cast Votes:	317	68.91%	0	0.00%	0	0.00%	317	68.91%
Over Votes:	0	0.00%	0	0.00%	0	0.00%	0	0.00%
Under Votes:	143	31.09%	0	0.00%	0	0.00%	143	31.09%

Bullerville Utility District, Commissioner Position 1, Vote For 1

Donald Clark	5	100.00%	0	0.00%	0	0.00%	5	100.00%
Cast Votes:	5	100.00%	0	0.00%	0	0.00%	5	100.00%
Over Votes:	0	0.00%	0	0.00%	0	0.00%	0	0.00%
Under Votes:	0	0.00%	0	0.00%	0	0.00%	0	0.00%



200711270115
Skagit County Auditor

Cumulative Report — Official
Skagit County, Washington — 2007 General Election — November 06, 2007

Total Number of Voters : 33,455 of 59,686 = 56.05%

Precincts Reporting 118 of 118 = 100.00%

Party	Candidate	Absentee	Early	Election	Total
-------	-----------	----------	-------	----------	-------

Bullerville Utility District, Commissioner Position 2, 4 Year Unexpired Term, Vote For 1

Robert L. Brooks		5 100.00%	0 0.00%	0 0.00%	5 100.00%
Cast Votes:		5 100.00%	0 0.00%	0 0.00%	5 100.00%
Over Votes:		0 0.00%	0 0.00%	0 0.00%	0 0.00%
Under Votes:		0 0.00%	0 0.00%	0 0.00%	0 0.00%

Water District 1, Commissioner Position 3, Vote For 1

Norm Rathvon		72 100.00%	0 0.00%	0 0.00%	72 100.00%
Cast Votes:		72 77.42%	0 0.00%	0 0.00%	72 77.42%
Over Votes:		0 0.00%	0 0.00%	0 0.00%	0 0.00%
Under Votes:		21 22.58%	0 0.00%	0 0.00%	21 22.58%



200711270115
 Skagit County Auditor

Precinct Report — Official
Skagit County, Washington — 2007 General Election — November 06, 2007

Page 1 of 329

11/27/2007 10:43 AM

Total Number of Voters : 33,455 of 59,686 = 56.05%

Precincts Reporting 118 of 118 = 100.00%

Party	Candidate	Absentee	Early	Election	Total
Precinct 101 (Ballots Cast: 228)					
INITIATIVE MEASURE 960, Vote For 1					
	Yes	139 62.05%	0 0.00%	0 0.00%	139 62.05%
	No	85 37.95%	0 0.00%	0 0.00%	85 37.95%
	Cast Votes:	224 98.25%	0 0.00%	0 0.00%	224 98.25%
	Over Votes:	0 0.00%	0 0.00%	0 0.00%	0 0.00%
	Under Votes:	4 1.75%	0 0.00%	0 0.00%	4 1.75%
REFERENDUM MEASURE 67, Vote For 1					
	Approved	118 52.44%	0 0.00%	0 0.00%	118 52.44%
	Rejected	107 47.56%	0 0.00%	0 0.00%	107 47.56%
	Cast Votes:	225 98.68%	0 0.00%	0 0.00%	225 98.68%
	Over Votes:	1 0.44%	0 0.00%	0 0.00%	1 0.44%
	Under Votes:	2 0.88%	0 0.00%	0 0.00%	2 0.88%
ENGROSSED SUBSTITUTE SENATE JOINT RESOLUTION 8206, Vote For 1					
	Approved	134 61.75%	0 0.00%	0 0.00%	134 61.75%
	Rejected	83 38.25%	0 0.00%	0 0.00%	83 38.25%
	Cast Votes:	217 95.18%	0 0.00%	0 0.00%	217 95.18%
	Over Votes:	1 0.44%	0 0.00%	0 0.00%	1 0.44%
	Under Votes:	10 4.39%	0 0.00%	0 0.00%	10 4.39%
SENATE JOINT RESOLUTION 8212, Vote For 1					
	Approved	110 49.33%	0 0.00%	0 0.00%	110 49.33%
	Rejected	113 50.67%	0 0.00%	0 0.00%	113 50.67%
	Cast Votes:	223 97.81%	0 0.00%	0 0.00%	223 97.81%
	Over Votes:	1 0.44%	0 0.00%	0 0.00%	1 0.44%
	Under Votes:	4 1.75%	0 0.00%	0 0.00%	4 1.75%
ENGROSSED HOUSE JOINT RESOLUTION 4204, Vote For 1					
	Approved	54 23.79%	0 0.00%	0 0.00%	54 23.79%
	Rejected	173 76.21%	0 0.00%	0 0.00%	173 76.21%
	Cast Votes:	227 99.56%	0 0.00%	0 0.00%	227 99.56%
	Over Votes:	1 0.44%	0 0.00%	0 0.00%	1 0.44%
	Under Votes:	0 0.00%	0 0.00%	0 0.00%	0 0.00%
SUBSTITUTE HOUSE JOINT RESOLUTION 4215, Vote For 1					
	Approved	76 34.86%	0 0.00%	0 0.00%	76 34.86%
	Rejected	142 65.14%	0 0.00%	0 0.00%	142 65.14%
	Cast Votes:	218 95.61%	0 0.00%	0 0.00%	218 95.61%
	Over Votes:	1 0.44%	0 0.00%	0 0.00%	1 0.44%
	Under Votes:	9 3.95%	0 0.00%	0 0.00%	9 3.95%



200711270115
 Skagit County Auditor

Precinct Report — Official
Skagit County, Washington — 2007 General Election — November 06, 2007

Total Number of Voters : 33,455 of 59,686 = 56.05%

Precincts Reporting 118 of 118 = 100.00%

Party	Candidate	Absentee	Early	Election	Total
Precinct 101 (Ballots Cast: 228)					
	Fire District #08, Commissioner Position 1, Vote For 1				
	Jim Kennedy	86 100.00%	0 0.00%	0 0.00%	86 100.00%
	Cast Votes:	86 58.90%	0 0.00%	0 0.00%	86 58.90%
	Over Votes:	0 0.00%	0 0.00%	0 0.00%	0 0.00%
	Under Votes:	60 41.10%	0 0.00%	0 0.00%	60 41.10%
	Fire District #10, Commissioner Position 1, Vote For 1				
	Michael R. Williams	52 100.00%	0 0.00%	0 0.00%	52 100.00%
	Cast Votes:	52 65.00%	0 0.00%	0 0.00%	52 65.00%
	Over Votes:	0 0.00%	0 0.00%	0 0.00%	0 0.00%
	Under Votes:	28 35.00%	0 0.00%	0 0.00%	28 35.00%
	Hospital District #304, Commissioner Position 3, Vote For 1				
	Gary L. Kent	137 100.00%	0 0.00%	0 0.00%	137 100.00%
	Cast Votes:	137 60.09%	0 0.00%	0 0.00%	137 60.09%
	Over Votes:	0 0.00%	0 0.00%	0 0.00%	0 0.00%
	Under Votes:	91 39.91%	0 0.00%	0 0.00%	91 39.91%
	Hospital District #304, Commissioner Position 5, Vote For 1				
	Robert M. Stanley	138 100.00%	0 0.00%	0 0.00%	138 100.00%
	Cast Votes:	138 60.53%	0 0.00%	0 0.00%	138 60.53%
	Over Votes:	0 0.00%	0 0.00%	0 0.00%	0 0.00%
	Under Votes:	90 39.47%	0 0.00%	0 0.00%	90 39.47%
	Port of Skagit County, Commissioner District 1, Vote For 1				
	Kevin Ware	138 100.00%	0 0.00%	0 0.00%	138 100.00%
	Cast Votes:	138 60.53%	0 0.00%	0 0.00%	138 60.53%
	Over Votes:	0 0.00%	0 0.00%	0 0.00%	0 0.00%
	Under Votes:	90 39.47%	0 0.00%	0 0.00%	90 39.47%
	Sedro-Woolley School District #101, Director District 2, Vote For 1				
	Tim Howland	144 100.00%	0 0.00%	0 0.00%	144 100.00%
	Cast Votes:	144 63.16%	0 0.00%	0 0.00%	144 63.16%
	Over Votes:	0 0.00%	0 0.00%	0 0.00%	0 0.00%
	Under Votes:	84 36.84%	0 0.00%	0 0.00%	84 36.84%
	Sedro-Woolley School District #101, Director District 3, Vote For 1				
	Rich Weyrich	147 100.00%	0 0.00%	0 0.00%	147 100.00%
	Cast Votes:	147 64.47%	0 0.00%	0 0.00%	147 64.47%
	Over Votes:	0 0.00%	0 0.00%	0 0.00%	0 0.00%
	Under Votes:	81 35.53%	0 0.00%	0 0.00%	81 35.53%



Precinct Report — Official
Skagit County, Washington — 2007 General Election — November 06, 2007

Page 3 of 329

11/27/2007 10:43 AM

Total Number of Voters : 33,455 of 59,686 = 56.05%

Precincts Reporting 118 of 118 = 100.00%

Party	Candidate	Absentee	Early	Election	Total
Precinct 101 (Ballots Cast: 228)					
Water District 1, Commissioner Position 3, Vote For 1					
	Norm Rathvon	43 100.00%	0 0.00%	0 0.00%	43 100.00%
	Cast Votes:	43 72.88%	0 0.00%	0 0.00%	43 72.88%
	Over Votes:	0 0.00%	0 0.00%	0 0.00%	0 0.00%
	Under Votes:	16 27.12%	0 0.00%	0 0.00%	16 27.12%


 200711270115
 Skagit County Auditor
 11/27/2007 Page 42 of 368 2:48PM

Precinct Report — Official
Skagit County, Washington — 2007 General Election — November 06, 2007

Page 4 of 329

11/27/2007 10:43 AM

Total Number of Voters : 33,455 of 59,686 = 56.05%

Precincts Reporting 118 of 118 = 100.00%

Party	Candidate	Absentee	Early	Election	Total
-------	-----------	----------	-------	----------	-------

Precinct 102 (Ballots Cast: 201)

INITIATIVE MEASURE 960, Vote For 1

Yes	106	54.36%	0	0.00%	0	0.00%	106	54.36%
No	89	45.64%	0	0.00%	0	0.00%	89	45.64%
Cast Votes:	195	97.01%	0	0.00%	0	0.00%	195	97.01%
Over Votes:	0	0.00%	0	0.00%	0	0.00%	0	0.00%
Under Votes:	6	2.99%	0	0.00%	0	0.00%	6	2.99%

REFERENDUM MEASURE 67, Vote For 1

Approved	127	64.47%	0	0.00%	0	0.00%	127	64.47%
Rejected	70	35.53%	0	0.00%	0	0.00%	70	35.53%
Cast Votes:	197	98.01%	0	0.00%	0	0.00%	197	98.01%
Over Votes:	0	0.00%	0	0.00%	0	0.00%	0	0.00%
Under Votes:	4	1.99%	0	0.00%	0	0.00%	4	1.99%

ENGROSSED SUBSTITUTE SENATE JOINT RESOLUTION 8206, Vote For 1

Approved	124	66.31%	0	0.00%	0	0.00%	124	66.31%
Rejected	63	33.69%	0	0.00%	0	0.00%	63	33.69%
Cast Votes:	187	93.03%	0	0.00%	0	0.00%	187	93.03%
Over Votes:	0	0.00%	0	0.00%	0	0.00%	0	0.00%
Under Votes:	14	6.97%	0	0.00%	0	0.00%	14	6.97%

SENATE JOINT RESOLUTION 8212, Vote For 1

Approved	114	60.32%	0	0.00%	0	0.00%	114	60.32%
Rejected	75	39.68%	0	0.00%	0	0.00%	75	39.68%
Cast Votes:	189	94.03%	0	0.00%	0	0.00%	189	94.03%
Over Votes:	0	0.00%	0	0.00%	0	0.00%	0	0.00%
Under Votes:	12	5.97%	0	0.00%	0	0.00%	12	5.97%

ENGROSSED HOUSE JOINT RESOLUTION 4204, Vote For 1

Approved	74	37.00%	0	0.00%	0	0.00%	74	37.00%
Rejected	126	63.00%	0	0.00%	0	0.00%	126	63.00%
Cast Votes:	200	99.50%	0	0.00%	0	0.00%	200	99.50%
Over Votes:	0	0.00%	0	0.00%	0	0.00%	0	0.00%
Under Votes:	1	0.50%	0	0.00%	0	0.00%	1	0.50%

SUBSTITUTE HOUSE JOINT RESOLUTION 4215, Vote For 1

Approved	78	43.09%	0	0.00%	0	0.00%	78	43.09%
Rejected	103	56.91%	0	0.00%	0	0.00%	103	56.91%
Cast Votes:	181	90.05%	0	0.00%	0	0.00%	181	90.05%
Over Votes:	0	0.00%	0	0.00%	0	0.00%	0	0.00%
Under Votes:	20	9.95%	0	0.00%	0	0.00%	20	9.95%



200711270115
 Skagit County Auditor

Precinct Report — Official
Skagit County, Washington — 2007 General Election — November 06, 2007

Page 5 of 329

11/27/2007 10:43 AM

Total Number of Voters : 33,455 of 59,686 = 56.05%

Precincts Reporting 118 of 118 = 100.00%

Party	Candidate	Absentee	Early	Election	Total
Precinct 102 (Ballots Cast: 201)					
Fire District #08, Commissioner Position 1, Vote For 1					
	Jim Kennedy	43 100.00%	0 0.00%	0 0.00%	43 100.00%
	Cast Votes:	43 65.15%	0 0.00%	0 0.00%	43 65.15%
	Over Votes:	0 0.00%	0 0.00%	0 0.00%	0 0.00%
	Under Votes:	23 34.85%	0 0.00%	0 0.00%	23 34.85%
Fire District #14, Commissioner Position 1, Vote For 1					
	David E. Holmkvist	80 100.00%	0 0.00%	0 0.00%	80 100.00%
	Cast Votes:	80 59.26%	0 0.00%	0 0.00%	80 59.26%
	Over Votes:	0 0.00%	0 0.00%	0 0.00%	0 0.00%
	Under Votes:	55 40.74%	0 0.00%	0 0.00%	55 40.74%
Hospital District #304, Commissioner Position 3, Vote For 1					
	Gary L. Kent	118 100.00%	0 0.00%	0 0.00%	118 100.00%
	Cast Votes:	118 58.71%	0 0.00%	0 0.00%	118 58.71%
	Over Votes:	0 0.00%	0 0.00%	0 0.00%	0 0.00%
	Under Votes:	83 41.29%	0 0.00%	0 0.00%	83 41.29%
Hospital District #304, Commissioner Position 5, Vote For 1					
	Robert M. Stanley	118 100.00%	0 0.00%	0 0.00%	118 100.00%
	Cast Votes:	118 58.71%	0 0.00%	0 0.00%	118 58.71%
	Over Votes:	0 0.00%	0 0.00%	0 0.00%	0 0.00%
	Under Votes:	83 41.29%	0 0.00%	0 0.00%	83 41.29%
Port of Skagit County, Commissioner District 1, Vote For 1					
	Kevin Ware	120 100.00%	0 0.00%	0 0.00%	120 100.00%
	Cast Votes:	120 59.70%	0 0.00%	0 0.00%	120 59.70%
	Over Votes:	0 0.00%	0 0.00%	0 0.00%	0 0.00%
	Under Votes:	81 40.30%	0 0.00%	0 0.00%	81 40.30%
Burlington School District #100, Director District 1, Vote For 1					
	Martin H. Lopez	39 100.00%	0 0.00%	0 0.00%	39 100.00%
	Cast Votes:	39 52.70%	0 0.00%	0 0.00%	39 52.70%
	Over Votes:	0 0.00%	0 0.00%	0 0.00%	0 0.00%
	Under Votes:	35 47.30%	0 0.00%	0 0.00%	35 47.30%
Burlington School District #100, Director District 3, Vote For 1					
	Tim Loving	15 28.85%	0 0.00%	0 0.00%	15 28.85%
	Bill Wallace	37 71.15%	0 0.00%	0 0.00%	37 71.15%
	Cast Votes:	52 70.27%	0 0.00%	0 0.00%	52 70.27%
	Over Votes:	0 0.00%	0 0.00%	0 0.00%	0 0.00%
	Under Votes:	22 29.73%	0 0.00%	0 0.00%	22 29.73%



200711270115
 Skagit County Auditor

Precinct Report — Official
Skagit County, Washington — 2007 General Election — November 06, 2007

Page 6 of 329

11/27/2007 10:43 AM

Total Number of Voters : 33,455 of 59,686 = 56.05%

Precincts Reporting 118 of 118 = 100.00%

Party	Candidate	Absentee	Early	Election	Total
Precinct 102 (Ballots Cast: 201)					
Burlington School District #100, Director District 4, Vote For 1					
	Liza Peth Bott	37 100.00%	0 0.00%	0 0.00%	37 100.00%
	Cast Votes:	37 50.00%	0 0.00%	0 0.00%	37 50.00%
	Over Votes:	0 0.00%	0 0.00%	0 0.00%	0 0.00%
	Under Votes:	37 50.00%	0 0.00%	0 0.00%	37 50.00%
Sedro-Woolley School District #101, Director District 2, Vote For 1					
	Tim Howland	88 100.00%	0 0.00%	0 0.00%	88 100.00%
	Cast Votes:	88 69.29%	0 0.00%	0 0.00%	88 69.29%
	Over Votes:	0 0.00%	0 0.00%	0 0.00%	0 0.00%
	Under Votes:	39 30.71%	0 0.00%	0 0.00%	39 30.71%
Sedro-Woolley School District #101, Director District 3, Vote For 1					
	Rich Weyrich	84 100.00%	0 0.00%	0 0.00%	84 100.00%
	Cast Votes:	84 66.14%	0 0.00%	0 0.00%	84 66.14%
	Over Votes:	0 0.00%	0 0.00%	0 0.00%	0 0.00%
	Under Votes:	43 33.86%	0 0.00%	0 0.00%	43 33.86%



200711270115
 Skagit County Auditor

Precinct Report — Official
Skagit County, Washington — 2007 General Election — November 06, 2007

Page 7 of 329

11/27/2007 10:43 AM

Total Number of Voters : 33,455 of 59,686 = 56.05%

Precincts Reporting 118 of 118 = 100.00%

Party	Candidate	Absentee	Early	Election	Total
Precinct 103 (Ballots Cast: 183)					
INITIATIVE MEASURE 960, Vote For 1					
	Yes	110 62.86%	0 0.00%	0 0.00%	110 62.86%
	No	65 37.14%	0 0.00%	0 0.00%	65 37.14%
	Cast Votes:	175 95.63%	0 0.00%	0 0.00%	175 95.63%
	Over Votes:	0 0.00%	0 0.00%	0 0.00%	0 0.00%
	Under Votes:	8 4.37%	0 0.00%	0 0.00%	8 4.37%
REFERENDUM MEASURE 67, Vote For 1					
	Approved	76 42.22%	0 0.00%	0 0.00%	76 42.22%
	Rejected	104 57.78%	0 0.00%	0 0.00%	104 57.78%
	Cast Votes:	180 98.36%	0 0.00%	0 0.00%	180 98.36%
	Over Votes:	0 0.00%	0 0.00%	0 0.00%	0 0.00%
	Under Votes:	3 1.64%	0 0.00%	0 0.00%	3 1.64%
ENGROSSED SUBSTITUTE SENATE JOINT RESOLUTION 8206, Vote For 1					
	Approved	101 57.71%	0 0.00%	0 0.00%	101 57.71%
	Rejected	74 42.29%	0 0.00%	0 0.00%	74 42.29%
	Cast Votes:	175 95.63%	0 0.00%	0 0.00%	175 95.63%
	Over Votes:	0 0.00%	0 0.00%	0 0.00%	0 0.00%
	Under Votes:	8 4.37%	0 0.00%	0 0.00%	8 4.37%
SENATE JOINT RESOLUTION 8212, Vote For 1					
	Approved	96 55.49%	0 0.00%	0 0.00%	96 55.49%
	Rejected	77 44.51%	0 0.00%	0 0.00%	77 44.51%
	Cast Votes:	173 94.54%	0 0.00%	0 0.00%	173 94.54%
	Over Votes:	0 0.00%	0 0.00%	0 0.00%	0 0.00%
	Under Votes:	10 5.46%	0 0.00%	0 0.00%	10 5.46%
ENGROSSED HOUSE JOINT RESOLUTION 4204, Vote For 1					
	Approved	59 32.96%	0 0.00%	0 0.00%	59 32.96%
	Rejected	120 67.04%	0 0.00%	0 0.00%	120 67.04%
	Cast Votes:	179 97.81%	0 0.00%	0 0.00%	179 97.81%
	Over Votes:	0 0.00%	0 0.00%	0 0.00%	0 0.00%
	Under Votes:	4 2.19%	0 0.00%	0 0.00%	4 2.19%
SUBSTITUTE HOUSE JOINT RESOLUTION 4215, Vote For 1					
	Approved	73 44.24%	0 0.00%	0 0.00%	73 44.24%
	Rejected	92 55.76%	0 0.00%	0 0.00%	92 55.76%
	Cast Votes:	165 90.16%	0 0.00%	0 0.00%	165 90.16%
	Over Votes:	0 0.00%	0 0.00%	0 0.00%	0 0.00%
	Under Votes:	18 9.84%	0 0.00%	0 0.00%	18 9.84%



200711270115

Skagit County Auditor

Precinct Report — Official
Skagit County, Washington — 2007 General Election — November 06, 2007

Page 8 of 329

11/27/2007 10:43 AM

Total Number of Voters : 33,455 of 59,686 = 56.05%

Precincts Reporting 118 of 118 = 100.00%

Party	Candidate	Absentee	Early	Election	Total
Precinct 103 (Ballots Cast: 183)					
Cemetery District 4, Commissioner Position 1, Two Year Unexpired Term, Vote For 1					
	Claire H. Hansen	52 100.00%	0 0.00%	0 0.00%	52 100.00%
	Cast Votes:	52 64.20%	0 0.00%	0 0.00%	52 64.20%
	Over Votes:	0 0.00%	0 0.00%	0 0.00%	0 0.00%
	Under Votes:	29 35.80%	0 0.00%	0 0.00%	29 35.80%
Cemetery District 4, Commissioner Position 2, Vote For 1					
	Michael D. Bridgman	57 100.00%	0 0.00%	0 0.00%	57 100.00%
	Cast Votes:	57 70.37%	0 0.00%	0 0.00%	57 70.37%
	Over Votes:	0 0.00%	0 0.00%	0 0.00%	0 0.00%
	Under Votes:	24 29.63%	0 0.00%	0 0.00%	24 29.63%
Fire District #05, Commissioner Position 1, Short/Full Term, Vote For 1					
	Gerald H. "Jerry" Anderson	79 100.00%	0 0.00%	0 0.00%	79 100.00%
	Cast Votes:	79 62.20%	0 0.00%	0 0.00%	79 62.20%
	Over Votes:	0 0.00%	0 0.00%	0 0.00%	0 0.00%
	Under Votes:	48 37.80%	0 0.00%	0 0.00%	48 37.80%
Fire District #12, Commissioner Position 1, Vote For 1					
	Greg R. John	27 100.00%	0 0.00%	0 0.00%	27 100.00%
	Cast Votes:	27 48.21%	0 0.00%	0 0.00%	27 48.21%
	Over Votes:	0 0.00%	0 0.00%	0 0.00%	0 0.00%
	Under Votes:	29 51.79%	0 0.00%	0 0.00%	29 51.79%
Hospital District #304, Commissioner Position 3, Vote For 1					
	Gary L. Kent	99 100.00%	0 0.00%	0 0.00%	99 100.00%
	Cast Votes:	99 54.10%	0 0.00%	0 0.00%	99 54.10%
	Over Votes:	0 0.00%	0 0.00%	0 0.00%	0 0.00%
	Under Votes:	84 45.90%	0 0.00%	0 0.00%	84 45.90%
Hospital District #304, Commissioner Position 5, Vote For 1					
	Robert M. Stanley	97 100.00%	0 0.00%	0 0.00%	97 100.00%
	Cast Votes:	97 53.01%	0 0.00%	0 0.00%	97 53.01%
	Over Votes:	0 0.00%	0 0.00%	0 0.00%	0 0.00%
	Under Votes:	86 46.99%	0 0.00%	0 0.00%	86 46.99%
Port of Skagit County, Commissioner District 1, Vote For 1					
	Kevin Ware	98 100.00%	0 0.00%	0 0.00%	98 100.00%
	Cast Votes:	98 53.55%	0 0.00%	0 0.00%	98 53.55%
	Over Votes:	0 0.00%	0 0.00%	0 0.00%	0 0.00%
	Under Votes:	85 46.45%	0 0.00%	0 0.00%	85 46.45%



200711270115
 Skagit County Auditor

Precinct Report — Official
Skagit County, Washington — 2007 General Election — November 06, 2007

Page 9 of 329

11/27/2007 10:43 AM

Total Number of Voters : 33,455 of 59,686 = 56.05%

Precincts Reporting 118 of 118 = 100.00%

Party	Candidate	Absentee	Early	Election	Total
Precinct 103 (Ballots Cast: 183)					
Burlington School District #100, Director District 1, Vote For 1					
	Martin H. Lopez	104 100.00%	0 0.00%	0 0.00%	104 100.00%
	Cast Votes:	104 56.83%	0 0.00%	0 0.00%	104 56.83%
	Over Votes:	0 0.00%	0 0.00%	0 0.00%	0 0.00%
	Under Votes:	79 43.17%	0 0.00%	0 0.00%	79 43.17%
Burlington School District #100, Director District 3, Vote For 1					
	Tim Loving	71 47.33%	0 0.00%	0 0.00%	71 47.33%
	Bill Wallace	79 52.67%	0 0.00%	0 0.00%	79 52.67%
	Cast Votes:	150 81.97%	0 0.00%	0 0.00%	150 81.97%
	Over Votes:	0 0.00%	0 0.00%	0 0.00%	0 0.00%
	Under Votes:	33 18.03%	0 0.00%	0 0.00%	33 18.03%
Burlington School District #100, Director District 4, Vote For 1					
	Liza Peth Bott	114 100.00%	0 0.00%	0 0.00%	114 100.00%
	Cast Votes:	114 62.30%	0 0.00%	0 0.00%	114 62.30%
	Over Votes:	0 0.00%	0 0.00%	0 0.00%	0 0.00%
	Under Votes:	69 37.70%	0 0.00%	0 0.00%	69 37.70%



200711270115
 Skagit County Auditor

Precinct Report — Official
Skagit County, Washington — 2007 General Election — November 06, 2007


Page 10 of 329

11/27/2007 10:43 AM

Total Number of Voters : 33,455 of 59,686 = 56.05%

Precincts Reporting 118 of 118 = 100.00%

Party	Candidate	Absentee	Early	Election	Total
Precinct 104 (Ballots Cast: 63)					
INITIATIVE MEASURE 960, Vote For 1					
	Yes	34 55.74%	0 0.00%	0 0.00%	34 55.74%
	No	27 44.26%	0 0.00%	0 0.00%	27 44.26%
	Cast Votes:	61 96.83%	0 0.00%	0 0.00%	61 96.83%
	Over Votes:	0 0.00%	0 0.00%	0 0.00%	0 0.00%
	Under Votes:	2 3.17%	0 0.00%	0 0.00%	2 3.17%
REFERENDUM MEASURE 67, Vote For 1					
	Approved	40 64.52%	0 0.00%	0 0.00%	40 64.52%
	Rejected	22 35.48%	0 0.00%	0 0.00%	22 35.48%
	Cast Votes:	62 98.41%	0 0.00%	0 0.00%	62 98.41%
	Over Votes:	0 0.00%	0 0.00%	0 0.00%	0 0.00%
	Under Votes:	1 1.59%	0 0.00%	0 0.00%	1 1.59%
ENGROSSED SUBSTITUTE SENATE JOINT RESOLUTION 8206, Vote For 1					
	Approved	39 65.00%	0 0.00%	0 0.00%	39 65.00%
	Rejected	21 35.00%	0 0.00%	0 0.00%	21 35.00%
	Cast Votes:	60 95.24%	0 0.00%	0 0.00%	60 95.24%
	Over Votes:	0 0.00%	0 0.00%	0 0.00%	0 0.00%
	Under Votes:	3 4.76%	0 0.00%	0 0.00%	3 4.76%
SENATE JOINT RESOLUTION 8212, Vote For 1					
	Approved	30 50.85%	0 0.00%	0 0.00%	30 50.85%
	Rejected	29 49.15%	0 0.00%	0 0.00%	29 49.15%
	Cast Votes:	59 93.65%	0 0.00%	0 0.00%	59 93.65%
	Over Votes:	0 0.00%	0 0.00%	0 0.00%	0 0.00%
	Under Votes:	4 6.35%	0 0.00%	0 0.00%	4 6.35%
ENGROSSED HOUSE JOINT RESOLUTION 4204, Vote For 1					
	Approved	21 33.33%	0 0.00%	0 0.00%	21 33.33%
	Rejected	42 66.67%	0 0.00%	0 0.00%	42 66.67%
	Cast Votes:	63 100.00%	0 0.00%	0 0.00%	63 100.00%
	Over Votes:	0 0.00%	0 0.00%	0 0.00%	0 0.00%
	Under Votes:	0 0.00%	0 0.00%	0 0.00%	0 0.00%
SUBSTITUTE HOUSE JOINT RESOLUTION 4215, Vote For 1					
	Approved	21 35.00%	0 0.00%	0 0.00%	21 35.00%
	Rejected	39 65.00%	0 0.00%	0 0.00%	39 65.00%
	Cast Votes:	60 95.24%	0 0.00%	0 0.00%	60 95.24%
	Over Votes:	0 0.00%	0 0.00%	0 0.00%	0 0.00%
	Under Votes:	3 4.76%	0 0.00%	0 0.00%	3 4.76%



200711270115
 Skagit County Auditor
 11/27/2007 Page 49 of 368 2:48PM

Precinct Report — Official
Skagit County, Washington — 2007 General Election — November 06, 2007

Page 11 of 329

11/27/2007 10:43 AM

Total Number of Voters : 33,455 of 59,686 = 56.05%

Precincts Reporting 118 of 118 = 100.00%

Party	Candidate	Absentee	Early	Election	Total
Precinct 104 (Ballots Cast: 63)					
Fire District #02, Commissioner Position 1, Vote For 1					
	Ken Anderson	41 100.00%	0 0.00%	0 0.00%	41 100.00%
	Cast Votes:	41 65.08%	0 0.00%	0 0.00%	41 65.08%
	Over Votes:	0 0.00%	0 0.00%	0 0.00%	0 0.00%
	Under Votes:	22 34.92%	0 0.00%	0 0.00%	22 34.92%
Hospital District #1, Commissioner Position 2, Vote For 1					
	Tim Raschko	39 100.00%	0 0.00%	0 0.00%	39 100.00%
	Cast Votes:	39 61.90%	0 0.00%	0 0.00%	39 61.90%
	Over Votes:	0 0.00%	0 0.00%	0 0.00%	0 0.00%
	Under Votes:	24 38.10%	0 0.00%	0 0.00%	24 38.10%
Hospital District #1, Commissioner Position 4, Vote For 1					
	James L. Hobbs Sr.	40 100.00%	0 0.00%	0 0.00%	40 100.00%
	Cast Votes:	40 63.49%	0 0.00%	0 0.00%	40 63.49%
	Over Votes:	0 0.00%	0 0.00%	0 0.00%	0 0.00%
	Under Votes:	23 36.51%	0 0.00%	0 0.00%	23 36.51%
Port of Skagit County, Commissioner District 1, Vote For 1					
	Kevin Ware	41 100.00%	0 0.00%	0 0.00%	41 100.00%
	Cast Votes:	41 65.08%	0 0.00%	0 0.00%	41 65.08%
	Over Votes:	0 0.00%	0 0.00%	0 0.00%	0 0.00%
	Under Votes:	22 34.92%	0 0.00%	0 0.00%	22 34.92%
Mount Vernon School District #320, Director District 1, Vote For 1					
	Laura Flores Cailloux	38 100.00%	0 0.00%	0 0.00%	38 100.00%
	Cast Votes:	38 60.32%	0 0.00%	0 0.00%	38 60.32%
	Over Votes:	0 0.00%	0 0.00%	0 0.00%	0 0.00%
	Under Votes:	25 39.68%	0 0.00%	0 0.00%	25 39.68%
Mount Vernon School District #320, Director District 2, Vote For 1					
	Robert Coffey	38 100.00%	0 0.00%	0 0.00%	38 100.00%
	Cast Votes:	38 60.32%	0 0.00%	0 0.00%	38 60.32%
	Over Votes:	0 0.00%	0 0.00%	0 0.00%	0 0.00%
	Under Votes:	25 39.68%	0 0.00%	0 0.00%	25 39.68%
Mount Vernon School District #320, Director District 3, Vote For 1					
	T.J. Larrick	37 100.00%	0 0.00%	0 0.00%	37 100.00%
	Cast Votes:	37 58.73%	0 0.00%	0 0.00%	37 58.73%
	Over Votes:	0 0.00%	0 0.00%	0 0.00%	0 0.00%
	Under Votes:	26 41.27%	0 0.00%	0 0.00%	26 41.27%



200711270115
 Skagit County Auditor

11/27/2007 Page 50 of 368 2:48PM

Precinct Report — Official
Skagit County, Washington — 2007 General Election — November 06, 2007

Page 12 of 329

11/27/2007 10:43 AM

Total Number of Voters : 33,455 of 59,686 = 56.05%

Precincts Reporting 118 of 118 = 100.00%

Party	Candidate	Absentee	Early	Election	Total
Precinct 105 (Ballots Cast: 336)					
INITIATIVE MEASURE 960, Vote For 1					
	Yes	166 50.76%	0 0.00%	0 0.00%	166 50.76%
	No	161 49.24%	0 0.00%	0 0.00%	161 49.24%
	Cast Votes:	327 97.32%	0 0.00%	0 0.00%	327 97.32%
	Over Votes:	1 0.30%	0 0.00%	0 0.00%	1 0.30%
	Under Votes:	8 2.38%	0 0.00%	0 0.00%	8 2.38%
REFERENDUM MEASURE 67, Vote For 1					
	Approved	175 52.55%	0 0.00%	0 0.00%	175 52.55%
	Rejected	158 47.45%	0 0.00%	0 0.00%	158 47.45%
	Cast Votes:	333 99.11%	0 0.00%	0 0.00%	333 99.11%
	Over Votes:	0 0.00%	0 0.00%	0 0.00%	0 0.00%
	Under Votes:	3 0.89%	0 0.00%	0 0.00%	3 0.89%
ENGROSSED SUBSTITUTE SENATE JOINT RESOLUTION 8206, Vote For 1					
	Approved	200 62.11%	0 0.00%	0 0.00%	200 62.11%
	Rejected	122 37.89%	0 0.00%	0 0.00%	122 37.89%
	Cast Votes:	322 95.83%	0 0.00%	0 0.00%	322 95.83%
	Over Votes:	0 0.00%	0 0.00%	0 0.00%	0 0.00%
	Under Votes:	14 4.17%	0 0.00%	0 0.00%	14 4.17%
SENATE JOINT RESOLUTION 8212, Vote For 1					
	Approved	198 62.07%	0 0.00%	0 0.00%	198 62.07%
	Rejected	121 37.93%	0 0.00%	0 0.00%	121 37.93%
	Cast Votes:	319 94.94%	0 0.00%	0 0.00%	319 94.94%
	Over Votes:	0 0.00%	0 0.00%	0 0.00%	0 0.00%
	Under Votes:	17 5.06%	0 0.00%	0 0.00%	17 5.06%
ENGROSSED HOUSE JOINT RESOLUTION 4204, Vote For 1					
	Approved	150 44.78%	0 0.00%	0 0.00%	150 44.78%
	Rejected	185 55.22%	0 0.00%	0 0.00%	185 55.22%
	Cast Votes:	335 99.70%	0 0.00%	0 0.00%	335 99.70%
	Over Votes:	0 0.00%	0 0.00%	0 0.00%	0 0.00%
	Under Votes:	1 0.30%	0 0.00%	0 0.00%	1 0.30%
SUBSTITUTE HOUSE JOINT RESOLUTION 4215, Vote For 1					
	Approved	167 51.23%	0 0.00%	0 0.00%	167 51.23%
	Rejected	159 48.77%	0 0.00%	0 0.00%	159 48.77%
	Cast Votes:	326 97.02%	0 0.00%	0 0.00%	326 97.02%
	Over Votes:	0 0.00%	0 0.00%	0 0.00%	0 0.00%
	Under Votes:	10 2.98%	0 0.00%	0 0.00%	10 2.98%



11/27/2007 Page 51 of 368 2:48PM

Precinct Report — Official
Skagit County, Washington — 2007 General Election — November 06, 2007

Page 13 of 329

11/27/2007 10:43 AM

Total Number of Voters : 33,455 of 59,686 = 56.05%

Precincts Reporting 118 of 118 = 100.00%

Party	Candidate	Absentee	Early	Election	Total
Precinct 105 (Ballots Cast: 336)					
Fire District #02, Commissioner Position 1, Vote For 1					
	Ken Anderson	256 100.00%	0 0.00%	0 0.00%	256 100.00%
	Cast Votes:	256 76.19%	0 0.00%	0 0.00%	256 76.19%
	Over Votes:	0 0.00%	0 0.00%	0 0.00%	0 0.00%
	Under Votes:	80 23.81%	0 0.00%	0 0.00%	80 23.81%
Hospital District #1, Commissioner Position 2, Vote For 1					
	Tim Raschko	156 100.00%	0 0.00%	0 0.00%	156 100.00%
	Cast Votes:	156 67.53%	0 0.00%	0 0.00%	156 67.53%
	Over Votes:	1 0.43%	0 0.00%	0 0.00%	1 0.43%
	Under Votes:	74 32.03%	0 0.00%	0 0.00%	74 32.03%
Hospital District #1, Commissioner Position 4, Vote For 1					
	James L. Hobbs Sr.	160 100.00%	0 0.00%	0 0.00%	160 100.00%
	Cast Votes:	160 69.26%	0 0.00%	0 0.00%	160 69.26%
	Over Votes:	0 0.00%	0 0.00%	0 0.00%	0 0.00%
	Under Votes:	71 30.74%	0 0.00%	0 0.00%	71 30.74%
Hospital District #304, Commissioner Position 3, Vote For 1					
	Gary L. Kent	81 100.00%	0 0.00%	0 0.00%	81 100.00%
	Cast Votes:	81 77.14%	0 0.00%	0 0.00%	81 77.14%
	Over Votes:	0 0.00%	0 0.00%	0 0.00%	0 0.00%
	Under Votes:	24 22.86%	0 0.00%	0 0.00%	24 22.86%
Hospital District #304, Commissioner Position 5, Vote For 1					
	Robert M. Stanley	82 100.00%	0 0.00%	0 0.00%	82 100.00%
	Cast Votes:	82 78.10%	0 0.00%	0 0.00%	82 78.10%
	Over Votes:	0 0.00%	0 0.00%	0 0.00%	0 0.00%
	Under Votes:	23 21.90%	0 0.00%	0 0.00%	23 21.90%
Port of Skagit County, Commissioner District 1, Vote For 1					
	Kevin Ware	236 100.00%	0 0.00%	0 0.00%	236 100.00%
	Cast Votes:	236 70.24%	0 0.00%	0 0.00%	236 70.24%
	Over Votes:	0 0.00%	0 0.00%	0 0.00%	0 0.00%
	Under Votes:	100 29.76%	0 0.00%	0 0.00%	100 29.76%
Burlington School District #100, Director District 1, Vote For 1					
	Martin H. Lopez	23 100.00%	0 0.00%	0 0.00%	23 100.00%
	Cast Votes:	23 79.31%	0 0.00%	0 0.00%	23 79.31%
	Over Votes:	0 0.00%	0 0.00%	0 0.00%	0 0.00%
	Under Votes:	6 20.69%	0 0.00%	0 0.00%	6 20.69%



11/27/2007 Page 52 of 368 2:48PM

Precinct Report — Official
Skagit County, Washington — 2007 General Election — November 06, 2007

Page 14 of 329

11/27/2007 10:43 AM

Total Number of Voters : 33,455 of 59,686 = 56.05%

Precincts Reporting 118 of 118 = 100.00%

Party	Candidate	Absentee	Early	Election	Total
Precinct 105 (Ballots Cast: 336)					
Burlington School District #100, Director District 3, Vote For 1					
	Tim Loving	12 44.44%	0 0.00%	0 0.00%	12 44.44%
	Bill Wallace	15 55.56%	0 0.00%	0 0.00%	15 55.56%
	Cast Votes:	27 93.10%	0 0.00%	0 0.00%	27 93.10%
	Over Votes:	0 0.00%	0 0.00%	0 0.00%	0 0.00%
	Under Votes:	2 6.90%	0 0.00%	0 0.00%	2 6.90%
Burlington School District #100, Director District 4, Vote For 1					
	Liza Peth Bott	23 100.00%	0 0.00%	0 0.00%	23 100.00%
	Cast Votes:	23 79.31%	0 0.00%	0 0.00%	23 79.31%
	Over Votes:	0 0.00%	0 0.00%	0 0.00%	0 0.00%
	Under Votes:	6 20.69%	0 0.00%	0 0.00%	6 20.69%
Mount Vernon School District #320, Director District 1, Vote For 1					
	Laura Flores Cailloux	218 100.00%	0 0.00%	0 0.00%	218 100.00%
	Cast Votes:	218 71.01%	0 0.00%	0 0.00%	218 71.01%
	Over Votes:	0 0.00%	0 0.00%	0 0.00%	0 0.00%
	Under Votes:	89 28.99%	0 0.00%	0 0.00%	89 28.99%
Mount Vernon School District #320, Director District 2, Vote For 1					
	Robert Coffey	223 100.00%	0 0.00%	0 0.00%	223 100.00%
	Cast Votes:	223 72.64%	0 0.00%	0 0.00%	223 72.64%
	Over Votes:	0 0.00%	0 0.00%	0 0.00%	0 0.00%
	Under Votes:	84 27.36%	0 0.00%	0 0.00%	84 27.36%
Mount Vernon School District #320, Director District 3, Vote For 1					
	T.J. Larrick	210 100.00%	0 0.00%	0 0.00%	210 100.00%
	Cast Votes:	210 68.40%	0 0.00%	0 0.00%	210 68.40%
	Over Votes:	0 0.00%	0 0.00%	0 0.00%	0 0.00%
	Under Votes:	97 31.60%	0 0.00%	0 0.00%	97 31.60%



200711270115

Skagit County Auditor

Precinct Report — Official
Skagit County, Washington — 2007 General Election — November 06, 2007


Page 15 of 329

11/27/2007 10:43 AM

Total Number of Voters : 33,455 of 59,686 = 56.05%

Precincts Reporting 118 of 118 = 100.00%

Party	Candidate	Absentee	Early	Election	Total
Precinct 107 (Ballots Cast: 324)					
INITIATIVE MEASURE 960, Vote For 1					
	Yes	156 48.60%	0 0.00%	0 0.00%	156 48.60%
	No	165 51.40%	0 0.00%	0 0.00%	165 51.40%
	Cast Votes:	321 99.07%	0 0.00%	0 0.00%	321 99.07%
	Over Votes:	0 0.00%	0 0.00%	0 0.00%	0 0.00%
	Under Votes:	3 0.93%	0 0.00%	0 0.00%	3 0.93%
REFERENDUM MEASURE 67, Vote For 1					
	Approved	199 61.99%	0 0.00%	0 0.00%	199 61.99%
	Rejected	122 38.01%	0 0.00%	0 0.00%	122 38.01%
	Cast Votes:	321 99.07%	0 0.00%	0 0.00%	321 99.07%
	Over Votes:	0 0.00%	0 0.00%	0 0.00%	0 0.00%
	Under Votes:	3 0.93%	0 0.00%	0 0.00%	3 0.93%
ENGROSSED SUBSTITUTE SENATE JOINT RESOLUTION 8206, Vote For 1					
	Approved	211 67.20%	0 0.00%	0 0.00%	211 67.20%
	Rejected	103 32.80%	0 0.00%	0 0.00%	103 32.80%
	Cast Votes:	314 96.91%	0 0.00%	0 0.00%	314 96.91%
	Over Votes:	0 0.00%	0 0.00%	0 0.00%	0 0.00%
	Under Votes:	10 3.09%	0 0.00%	0 0.00%	10 3.09%
SENATE JOINT RESOLUTION 8212, Vote For 1					
	Approved	148 46.84%	0 0.00%	0 0.00%	148 46.84%
	Rejected	168 53.16%	0 0.00%	0 0.00%	168 53.16%
	Cast Votes:	316 97.53%	0 0.00%	0 0.00%	316 97.53%
	Over Votes:	0 0.00%	0 0.00%	0 0.00%	0 0.00%
	Under Votes:	8 2.47%	0 0.00%	0 0.00%	8 2.47%
ENGROSSED HOUSE JOINT RESOLUTION 4204, Vote For 1					
	Approved	135 42.45%	0 0.00%	0 0.00%	135 42.45%
	Rejected	183 57.55%	0 0.00%	0 0.00%	183 57.55%
	Cast Votes:	318 98.15%	0 0.00%	0 0.00%	318 98.15%
	Over Votes:	0 0.00%	0 0.00%	0 0.00%	0 0.00%
	Under Votes:	6 1.85%	0 0.00%	0 0.00%	6 1.85%
SUBSTITUTE HOUSE JOINT RESOLUTION 4215, Vote For 1					
	Approved	128 40.51%	0 0.00%	0 0.00%	128 40.51%
	Rejected	188 59.49%	0 0.00%	0 0.00%	188 59.49%
	Cast Votes:	316 97.53%	0 0.00%	0 0.00%	316 97.53%
	Over Votes:	0 0.00%	0 0.00%	0 0.00%	0 0.00%
	Under Votes:	8 2.47%	0 0.00%	0 0.00%	8 2.47%



200711270115
 Skagit County Auditor

Precinct Report — Official
Skagit County, Washington — 2007 General Election — November 06, 2007

Page 16 of 329

11/27/2007 10:43 AM

Total Number of Voters : 33,455 of 59,686 = 56.05%

Precincts Reporting 118 of 118 = 100.00%

Party	Candidate	Absentee	Early	Election	Total
Precinct 107 (Ballots Cast: 324)					
	Cemetery District 5, Commissioner Position 2, Vote For 1				
	Richard A. Frank	264 100.00%	0 0.00%	0 0.00%	264 100.00%
	Cast Votes:	264 81.48%	0 0.00%	0 0.00%	264 81.48%
	Over Votes:	0 0.00%	0 0.00%	0 0.00%	0 0.00%
	Under Votes:	60 18.52%	0 0.00%	0 0.00%	60 18.52%
	Fire District #10, Commissioner Position 1, Vote For 1				
	Michael R. Williams	236 100.00%	0 0.00%	0 0.00%	236 100.00%
	Cast Votes:	236 73.75%	0 0.00%	0 0.00%	236 73.75%
	Over Votes:	0 0.00%	0 0.00%	0 0.00%	0 0.00%
	Under Votes:	84 26.25%	0 0.00%	0 0.00%	84 26.25%
	Fire District #16, Commissioner Position 1, Vote For 1				
	Simme Bobrosky	0 0.00%	0 0.00%	0 0.00%	0 0.00%
	Cast Votes:	0 0.00%	0 0.00%	0 0.00%	0 0.00%
	Over Votes:	0 0.00%	0 0.00%	0 0.00%	0 0.00%
	Under Votes:	0 0.00%	0 0.00%	0 0.00%	0 0.00%
	Fire District #19, Commissioner Position 1, Vote For 1				
	Michael Brondi	0 0.00%	0 0.00%	0 0.00%	0 0.00%
	Cast Votes:	0 0.00%	0 0.00%	0 0.00%	0 0.00%
	Over Votes:	0 0.00%	0 0.00%	0 0.00%	0 0.00%
	Under Votes:	0 0.00%	0 0.00%	0 0.00%	0 0.00%
	Hospital District #304, Commissioner Position 3, Vote For 1				
	Gary L. Kent	231 100.00%	0 0.00%	0 0.00%	231 100.00%
	Cast Votes:	231 71.30%	0 0.00%	0 0.00%	231 71.30%
	Over Votes:	0 0.00%	0 0.00%	0 0.00%	0 0.00%
	Under Votes:	93 28.70%	0 0.00%	0 0.00%	93 28.70%
	Hospital District #304, Commissioner Position 5, Vote For 1				
	Robert M. Stanley	230 100.00%	0 0.00%	0 0.00%	230 100.00%
	Cast Votes:	230 70.99%	0 0.00%	0 0.00%	230 70.99%
	Over Votes:	0 0.00%	0 0.00%	0 0.00%	0 0.00%
	Under Votes:	94 29.01%	0 0.00%	0 0.00%	94 29.01%
	Port of Skagit County, Commissioner District 1, Vote For 1				
	Kevin Ware	228 100.00%	0 0.00%	0 0.00%	228 100.00%
	Cast Votes:	228 70.37%	0 0.00%	0 0.00%	228 70.37%
	Over Votes:	0 0.00%	0 0.00%	0 0.00%	0 0.00%
	Under Votes:	96 29.63%	0 0.00%	0 0.00%	96 29.63%



200711270115
 Skagit County Auditor

Precinct Report — Official
Skagit County, Washington — 2007 General Election — November 06, 2007

Page 17 of 329

11/27/2007 10:43 AM

Total Number of Voters : 33,455 of 59,686 = 56.05%

Precincts Reporting 118 of 118 = 100.00%

Party	Candidate	Absentee	Early	Election	Total
-------	-----------	----------	-------	----------	-------

Precinct 107 (Ballots Cast: 324)

Concrete School District #11, Director District 5, Vote For 1									
	Merlene Buller	242	100.00%	0	0.00%	0	0.00%	242	100.00%
Cast Votes:		242	74.69%	0	0.00%	0	0.00%	242	74.69%
Over Votes:		0	0.00%	0	0.00%	0	0.00%	0	0.00%
Under Votes:		82	25.31%	0	0.00%	0	0.00%	82	25.31%

Proposition No. 1 Concrete School District Dissolution and Reapportionment of Directors' Districts, Vote For 1									
	Approved	203	68.35%	0	0.00%	0	0.00%	203	68.35%
	Rejected	94	31.65%	0	0.00%	0	0.00%	94	31.65%
Cast Votes:		297	91.67%	0	0.00%	0	0.00%	297	91.67%
Over Votes:		0	0.00%	0	0.00%	0	0.00%	0	0.00%
Under Votes:		27	8.33%	0	0.00%	0	0.00%	27	8.33%



200711270115
 Skagit County Auditor

Precinct Report — Official
Skagit County, Washington — 2007 General Election — November 06, 2007

Page 18 of 329

11/27/2007 10:43 AM

Total Number of Voters : 33,455 of 59,686 = 56.05%

Precincts Reporting 118 of 118 = 100.00%

Party	Candidate	Absentee	Early	Election	Total
Precinct 108 (Ballots Cast: 305)					
INITIATIVE MEASURE 960, Vote For 1					
	Yes	140 47.14%	0 0.00%	0 0.00%	140 47.14%
	No	157 52.86%	0 0.00%	0 0.00%	157 52.86%
	Cast Votes:	297 97.38%	0 0.00%	0 0.00%	297 97.38%
	Over Votes:	0 0.00%	0 0.00%	0 0.00%	0 0.00%
	Under Votes:	8 2.62%	0 0.00%	0 0.00%	8 2.62%
REFERENDUM MEASURE 67, Vote For 1					
	Approved	160 53.33%	0 0.00%	0 0.00%	160 53.33%
	Rejected	140 46.67%	0 0.00%	0 0.00%	140 46.67%
	Cast Votes:	300 98.36%	0 0.00%	0 0.00%	300 98.36%
	Over Votes:	0 0.00%	0 0.00%	0 0.00%	0 0.00%
	Under Votes:	5 1.64%	0 0.00%	0 0.00%	5 1.64%
ENGROSSED SUBSTITUTE SENATE JOINT RESOLUTION 8206, Vote For 1					
	Approved	188 65.96%	0 0.00%	0 0.00%	188 65.96%
	Rejected	97 34.04%	0 0.00%	0 0.00%	97 34.04%
	Cast Votes:	285 93.44%	0 0.00%	0 0.00%	285 93.44%
	Over Votes:	0 0.00%	0 0.00%	0 0.00%	0 0.00%
	Under Votes:	20 6.56%	0 0.00%	0 0.00%	20 6.56%
SENATE JOINT RESOLUTION 8212, Vote For 1					
	Approved	178 62.68%	0 0.00%	0 0.00%	178 62.68%
	Rejected	106 37.32%	0 0.00%	0 0.00%	106 37.32%
	Cast Votes:	284 93.11%	0 0.00%	0 0.00%	284 93.11%
	Over Votes:	0 0.00%	0 0.00%	0 0.00%	0 0.00%
	Under Votes:	21 6.89%	0 0.00%	0 0.00%	21 6.89%
ENGROSSED HOUSE JOINT RESOLUTION 4204, Vote For 1					
	Approved	128 42.11%	0 0.00%	0 0.00%	128 42.11%
	Rejected	176 57.89%	0 0.00%	0 0.00%	176 57.89%
	Cast Votes:	304 99.67%	0 0.00%	0 0.00%	304 99.67%
	Over Votes:	0 0.00%	0 0.00%	0 0.00%	0 0.00%
	Under Votes:	1 0.33%	0 0.00%	0 0.00%	1 0.33%
SUBSTITUTE HOUSE JOINT RESOLUTION 4215, Vote For 1					
	Approved	167 58.80%	0 0.00%	0 0.00%	167 58.80%
	Rejected	117 41.20%	0 0.00%	0 0.00%	117 41.20%
	Cast Votes:	284 93.11%	0 0.00%	0 0.00%	284 93.11%
	Over Votes:	0 0.00%	0 0.00%	0 0.00%	0 0.00%
	Under Votes:	21 6.89%	0 0.00%	0 0.00%	21 6.89%



200711270115
 Skagit County Auditor

Precinct Report — Official
Skagit County, Washington — 2007 General Election — November 06, 2007

Page 19 of 329

11/27/2007 10:43 AM

Total Number of Voters : 33,455 of 59,686 = 56.05%

Precincts Reporting 118 of 118 = 100.00%

Party	Candidate	Absentee	Early	Election	Total
Precinct 108 (Ballots Cast: 305)					
Fire District #05, Commissioner Position 1, Short/Full Term, Vote For 1					
	Gerald H. "Jerry" Anderson	13 100.00%	0 0.00%	0 0.00%	13 100.00%
	Cast Votes:	13 72.22%	0 0.00%	0 0.00%	13 72.22%
	Over Votes:	0 0.00%	0 0.00%	0 0.00%	0 0.00%
	Under Votes:	5 27.78%	0 0.00%	0 0.00%	5 27.78%
Fire District #12, Commissioner Position 1, Vote For 1					
	Greg R. John	193 100.00%	0 0.00%	0 0.00%	193 100.00%
	Cast Votes:	193 67.25%	0 0.00%	0 0.00%	193 67.25%
	Over Votes:	0 0.00%	0 0.00%	0 0.00%	0 0.00%
	Under Votes:	94 32.75%	0 0.00%	0 0.00%	94 32.75%
Hospital District #304, Commissioner Position 3, Vote For 1					
	Gary L. Kent	183 100.00%	0 0.00%	0 0.00%	183 100.00%
	Cast Votes:	183 60.00%	0 0.00%	0 0.00%	183 60.00%
	Over Votes:	0 0.00%	0 0.00%	0 0.00%	0 0.00%
	Under Votes:	122 40.00%	0 0.00%	0 0.00%	122 40.00%
Hospital District #304, Commissioner Position 5, Vote For 1					
	Robert M. Stanley	179 100.00%	0 0.00%	0 0.00%	179 100.00%
	Cast Votes:	179 58.69%	0 0.00%	0 0.00%	179 58.69%
	Over Votes:	0 0.00%	0 0.00%	0 0.00%	0 0.00%
	Under Votes:	126 41.31%	0 0.00%	0 0.00%	126 41.31%
Port of Anacortes, Commissioner District 3, Vote For 1					
	Steve Hopley	168 100.00%	0 0.00%	0 0.00%	168 100.00%
	Cast Votes:	168 69.14%	0 0.00%	0 0.00%	168 69.14%
	Over Votes:	0 0.00%	0 0.00%	0 0.00%	0 0.00%
	Under Votes:	75 30.86%	0 0.00%	0 0.00%	75 30.86%
Port of Anacortes, Commissioner District 4, Vote For 1					
	Pat D. Mooney	151 100.00%	0 0.00%	0 0.00%	151 100.00%
	Cast Votes:	151 62.14%	0 0.00%	0 0.00%	151 62.14%
	Over Votes:	0 0.00%	0 0.00%	0 0.00%	0 0.00%
	Under Votes:	92 37.86%	0 0.00%	0 0.00%	92 37.86%
Port of Skagit County, Commissioner District 1, Vote For 1					
	Kevin Ware	29 100.00%	0 0.00%	0 0.00%	29 100.00%
	Cast Votes:	29 46.77%	0 0.00%	0 0.00%	29 46.77%
	Over Votes:	0 0.00%	0 0.00%	0 0.00%	0 0.00%
	Under Votes:	33 53.23%	0 0.00%	0 0.00%	33 53.23%

200711270115
 Skagit County Auditor

11/27/2007 Page 58 of 368 2:48PM

Precinct Report — Official
Skagit County, Washington — 2007 General Election — November 06, 2007

Page 20 of 329

11/27/2007 10:43 AM

Total Number of Voters : 33,455 of 59,686 = 56.05%

Precincts Reporting 118 of 118 = 100.00%

Party	Candidate	Absentee	Early	Election	Total
Precinct 108 (Ballots Cast: 305)					
Burlington School District #100, Director District 1, Vote For 1					
	Martin H. Lopez	187 100.00%	0 0.00%	0 0.00%	187 100.00%
	Cast Votes:	187 61.31%	0 0.00%	0 0.00%	187 61.31%
	Over Votes:	0 0.00%	0 0.00%	0 0.00%	0 0.00%
	Under Votes:	118 38.69%	0 0.00%	0 0.00%	118 38.69%
Burlington School District #100, Director District 3, Vote For 1					
	Tim Loving	107 45.92%	0 0.00%	0 0.00%	107 45.92%
	Bill Wallace	126 54.08%	0 0.00%	0 0.00%	126 54.08%
	Cast Votes:	233 76.39%	0 0.00%	0 0.00%	233 76.39%
	Over Votes:	0 0.00%	0 0.00%	0 0.00%	0 0.00%
	Under Votes:	72 23.61%	0 0.00%	0 0.00%	72 23.61%
Burlington School District #100, Director District 4, Vote For 1					
	Liza Peth Bott	204 100.00%	0 0.00%	0 0.00%	204 100.00%
	Cast Votes:	204 66.89%	0 0.00%	0 0.00%	204 66.89%
	Over Votes:	0 0.00%	0 0.00%	0 0.00%	0 0.00%
	Under Votes:	101 33.11%	0 0.00%	0 0.00%	101 33.11%



200711270115

Skagit County Auditor

Precinct Report — Official
Skagit County, Washington — 2007 General Election — November 06, 2007

Page 21 of 329

11/27/2007 10:43 AM

Total Number of Voters : 33,455 of 59,686 = 56.05%

Precincts Reporting 118 of 118 = 100.00%

Party	Candidate	Absentee	Early	Election	Total
Precinct 109 (Ballots Cast: 209)					
INITIATIVE MEASURE 960, Vote For 1					
	Yes	112 54.90%	0 0.00%	0 0.00%	112 54.90%
	No	92 45.10%	0 0.00%	0 0.00%	92 45.10%
	Cast Votes:	204 97.61%	0 0.00%	0 0.00%	204 97.61%
	Over Votes:	0 0.00%	0 0.00%	0 0.00%	0 0.00%
	Under Votes:	5 2.39%	0 0.00%	0 0.00%	5 2.39%
REFERENDUM MEASURE 67, Vote For 1					
	Approved	88 42.93%	0 0.00%	0 0.00%	88 42.93%
	Rejected	117 57.07%	0 0.00%	0 0.00%	117 57.07%
	Cast Votes:	205 98.09%	0 0.00%	0 0.00%	205 98.09%
	Over Votes:	0 0.00%	0 0.00%	0 0.00%	0 0.00%
	Under Votes:	4 1.91%	0 0.00%	0 0.00%	4 1.91%
ENGROSSED SUBSTITUTE SENATE JOINT RESOLUTION 8206, Vote For 1					
	Approved	125 63.78%	0 0.00%	0 0.00%	125 63.78%
	Rejected	71 36.22%	0 0.00%	0 0.00%	71 36.22%
	Cast Votes:	196 93.78%	0 0.00%	0 0.00%	196 93.78%
	Over Votes:	0 0.00%	0 0.00%	0 0.00%	0 0.00%
	Under Votes:	13 6.22%	0 0.00%	0 0.00%	13 6.22%
SENATE JOINT RESOLUTION 8212, Vote For 1					
	Approved	102 51.00%	0 0.00%	0 0.00%	102 51.00%
	Rejected	98 49.00%	0 0.00%	0 0.00%	98 49.00%
	Cast Votes:	200 95.69%	0 0.00%	0 0.00%	200 95.69%
	Over Votes:	0 0.00%	0 0.00%	0 0.00%	0 0.00%
	Under Votes:	9 4.31%	0 0.00%	0 0.00%	9 4.31%
ENGROSSED HOUSE JOINT RESOLUTION 4204, Vote For 1					
	Approved	73 35.44%	0 0.00%	0 0.00%	73 35.44%
	Rejected	133 64.56%	0 0.00%	0 0.00%	133 64.56%
	Cast Votes:	206 98.56%	0 0.00%	0 0.00%	206 98.56%
	Over Votes:	0 0.00%	0 0.00%	0 0.00%	0 0.00%
	Under Votes:	3 1.44%	0 0.00%	0 0.00%	3 1.44%
SUBSTITUTE HOUSE JOINT RESOLUTION 4215, Vote For 1					
	Approved	83 41.92%	0 0.00%	0 0.00%	83 41.92%
	Rejected	115 58.08%	0 0.00%	0 0.00%	115 58.08%
	Cast Votes:	198 94.74%	0 0.00%	0 0.00%	198 94.74%
	Over Votes:	0 0.00%	0 0.00%	0 0.00%	0 0.00%
	Under Votes:	11 5.26%	0 0.00%	0 0.00%	11 5.26%



200711270115
 Skagit County Auditor

Precinct Report — Official
Skagit County, Washington — 2007 General Election — November 06, 2007

Page 22 of 329

11/27/2007 10:43 AM

Total Number of Voters : 33,455 of 59,686 = 56.05%

Precincts Reporting 118 of 118 = 100.00%

Party	Candidate	Absentee	Early	Election	Total
Precinct 109 (Ballots Cast: 209)					
	Fire District #06, Commissioner Position 1, Vote For 1				
	Trevor Ford	83 100.00%	0 0.00%	0 0.00%	83 100.00%
	Cast Votes:	83 59.71%	0 0.00%	0 0.00%	83 59.71%
	Over Votes:	0 0.00%	0 0.00%	0 0.00%	0 0.00%
	Under Votes:	56 40.29%	0 0.00%	0 0.00%	56 40.29%
	Fire District #08, Commissioner Position 1, Vote For 1				
	Jim Kennedy	48 100.00%	0 0.00%	0 0.00%	48 100.00%
	Cast Votes:	48 68.57%	0 0.00%	0 0.00%	48 68.57%
	Over Votes:	0 0.00%	0 0.00%	0 0.00%	0 0.00%
	Under Votes:	22 31.43%	0 0.00%	0 0.00%	22 31.43%
	Fire District #14, Commissioner Position 1, Vote For 1				
	David E. Holmkvist	0 0.00%	0 0.00%	0 0.00%	0 0.00%
	Cast Votes:	0 0.00%	0 0.00%	0 0.00%	0 0.00%
	Over Votes:	0 0.00%	0 0.00%	0 0.00%	0 0.00%
	Under Votes:	0 0.00%	0 0.00%	0 0.00%	0 0.00%
	Hospital District #304, Commissioner Position 3, Vote For 1				
	Gary L. Kent	129 100.00%	0 0.00%	0 0.00%	129 100.00%
	Cast Votes:	129 61.72%	0 0.00%	0 0.00%	129 61.72%
	Over Votes:	0 0.00%	0 0.00%	0 0.00%	0 0.00%
	Under Votes:	80 38.28%	0 0.00%	0 0.00%	80 38.28%
	Hospital District #304, Commissioner Position 5, Vote For 1				
	Robert M. Stanley	127 100.00%	0 0.00%	0 0.00%	127 100.00%
	Cast Votes:	127 60.77%	0 0.00%	0 0.00%	127 60.77%
	Over Votes:	0 0.00%	0 0.00%	0 0.00%	0 0.00%
	Under Votes:	82 39.23%	0 0.00%	0 0.00%	82 39.23%
	Port of Skagit County, Commissioner District 1, Vote For 1				
	Kevin Ware	128 100.00%	0 0.00%	0 0.00%	128 100.00%
	Cast Votes:	128 61.24%	0 0.00%	0 0.00%	128 61.24%
	Over Votes:	0 0.00%	0 0.00%	0 0.00%	0 0.00%
	Under Votes:	81 38.76%	0 0.00%	0 0.00%	81 38.76%
	Burlington School District #100, Director District 1, Vote For 1				
	Martin H. Lopez	79 100.00%	0 0.00%	0 0.00%	79 100.00%
	Cast Votes:	79 58.09%	0 0.00%	0 0.00%	79 58.09%
	Over Votes:	0 0.00%	0 0.00%	0 0.00%	0 0.00%
	Under Votes:	57 41.91%	0 0.00%	0 0.00%	57 41.91%



11/27/2007 Page 61 of 368 2:48PM

Precinct Report — Official
Skagit County, Washington — 2007 General Election — November 06, 2007


Page 23 of 329

11/27/2007 10:43 AM

Total Number of Voters : 33,455 of 59,686 = 56.05%

Precincts Reporting 118 of 118 = 100.00%

Party	Candidate	Absentee	Early	Election	Total
Precinct 109 (Ballots Cast: 209)					
Burlington School District #100, Director District 3, Vote For 1					
	Tim Loving	51 48.57%	0 0.00%	0 0.00%	51 48.57%
	Bill Wallace	54 51.43%	0 0.00%	0 0.00%	54 51.43%
	Cast Votes:	105 77.21%	0 0.00%	0 0.00%	105 77.21%
	Over Votes:	0 0.00%	0 0.00%	0 0.00%	0 0.00%
	Under Votes:	31 22.79%	0 0.00%	0 0.00%	31 22.79%
Burlington School District #100, Director District 4, Vote For 1					
	Liza Peth Bott	81 100.00%	0 0.00%	0 0.00%	81 100.00%
	Cast Votes:	81 59.56%	0 0.00%	0 0.00%	81 59.56%
	Over Votes:	0 0.00%	0 0.00%	0 0.00%	0 0.00%
	Under Votes:	55 40.44%	0 0.00%	0 0.00%	55 40.44%
Sedro-Woolley School District #101, Director District 2, Vote For 1					
	Tim Howland	50 100.00%	0 0.00%	0 0.00%	50 100.00%
	Cast Votes:	50 68.49%	0 0.00%	0 0.00%	50 68.49%
	Over Votes:	0 0.00%	0 0.00%	0 0.00%	0 0.00%
	Under Votes:	23 31.51%	0 0.00%	0 0.00%	23 31.51%
Sedro-Woolley School District #101, Director District 3, Vote For 1					
	Rich Weyrich	46 100.00%	0 0.00%	0 0.00%	46 100.00%
	Cast Votes:	46 63.01%	0 0.00%	0 0.00%	46 63.01%
	Over Votes:	0 0.00%	0 0.00%	0 0.00%	0 0.00%
	Under Votes:	27 36.99%	0 0.00%	0 0.00%	27 36.99%



200711270115

Skagit County Auditor

Precinct Report — Official
Skagit County, Washington — 2007 General Election — November 06, 2007

Total Number of Voters : 33,455 of 59,686 = 56.05%

Precincts Reporting 118 of 118 = 100.00%

Party	Candidate	Absentee	Early	Election	Total
Precinct 110 (Ballots Cast: 512)					
INITIATIVE MEASURE 960, Vote For 1					
	Yes	277 55.51%	0 0.00%	0 0.00%	277 55.51%
	No	222 44.49%	0 0.00%	0 0.00%	222 44.49%
	Cast Votes:	499 97.46%	0 0.00%	0 0.00%	499 97.46%
	Over Votes:	0 0.00%	0 0.00%	0 0.00%	0 0.00%
	Under Votes:	13 2.54%	0 0.00%	0 0.00%	13 2.54%
REFERENDUM MEASURE 67, Vote For 1					
	Approved	260 51.90%	0 0.00%	0 0.00%	260 51.90%
	Rejected	241 48.10%	0 0.00%	0 0.00%	241 48.10%
	Cast Votes:	501 97.85%	0 0.00%	0 0.00%	501 97.85%
	Over Votes:	0 0.00%	0 0.00%	0 0.00%	0 0.00%
	Under Votes:	11 2.15%	0 0.00%	0 0.00%	11 2.15%
ENGROSSED SUBSTITUTE SENATE JOINT RESOLUTION 8206, Vote For 1					
	Approved	362 72.98%	0 0.00%	0 0.00%	362 72.98%
	Rejected	134 27.02%	0 0.00%	0 0.00%	134 27.02%
	Cast Votes:	496 96.88%	0 0.00%	0 0.00%	496 96.88%
	Over Votes:	0 0.00%	0 0.00%	0 0.00%	0 0.00%
	Under Votes:	16 3.13%	0 0.00%	0 0.00%	16 3.13%
SENATE JOINT RESOLUTION 8212, Vote For 1					
	Approved	325 66.74%	0 0.00%	0 0.00%	325 66.74%
	Rejected	162 33.26%	0 0.00%	0 0.00%	162 33.26%
	Cast Votes:	487 95.12%	0 0.00%	0 0.00%	487 95.12%
	Over Votes:	0 0.00%	0 0.00%	0 0.00%	0 0.00%
	Under Votes:	25 4.88%	0 0.00%	0 0.00%	25 4.88%
ENGROSSED HOUSE JOINT RESOLUTION 4204, Vote For 1					
	Approved	232 45.76%	0 0.00%	0 0.00%	232 45.76%
	Rejected	275 54.24%	0 0.00%	0 0.00%	275 54.24%
	Cast Votes:	507 99.02%	0 0.00%	0 0.00%	507 99.02%
	Over Votes:	0 0.00%	0 0.00%	0 0.00%	0 0.00%
	Under Votes:	5 0.98%	0 0.00%	0 0.00%	5 0.98%
SUBSTITUTE HOUSE JOINT RESOLUTION 4215, Vote For 1					
	Approved	261 53.48%	0 0.00%	0 0.00%	261 53.48%
	Rejected	227 46.52%	0 0.00%	0 0.00%	227 46.52%
	Cast Votes:	488 95.31%	0 0.00%	0 0.00%	488 95.31%
	Over Votes:	0 0.00%	0 0.00%	0 0.00%	0 0.00%
	Under Votes:	24 4.69%	0 0.00%	0 0.00%	24 4.69%



Precinct Report — Official
Skagit County, Washington — 2007 General Election — November 06, 2007

Page 25 of 329

11/27/2007 10:43 AM

Total Number of Voters : 33,455 of 59,686 = 56.05%

Precincts Reporting 118 of 118 = 100.00%

Party	Candidate	Absentee	Early	Election	Total
Precinct 110 (Ballots Cast: 512)					
	Fire District #04, Commissioner Position 1, Vote For 1 <i>Les Martin</i>	20 100.00%	0 0.00%	0 0.00%	20 100.00%
	Cast Votes:	20 57.14%	0 0.00%	0 0.00%	20 57.14%
	Over Votes:	0 0.00%	0 0.00%	0 0.00%	0 0.00%
	Under Votes:	15 42.86%	0 0.00%	0 0.00%	15 42.86%
	Fire District #09, Commissioner Position 1, Vote For 1 <i>Robert G. Guy</i>	348 100.00%	0 0.00%	0 0.00%	348 100.00%
	Cast Votes:	348 72.96%	0 0.00%	0 0.00%	348 72.96%
	Over Votes:	0 0.00%	0 0.00%	0 0.00%	0 0.00%
	Under Votes:	129 27.04%	0 0.00%	0 0.00%	129 27.04%
	Hospital District #1, Commissioner Position 2, Vote For 1 <i>Tim Raschko</i>	332 100.00%	0 0.00%	0 0.00%	332 100.00%
	Cast Votes:	332 64.84%	0 0.00%	0 0.00%	332 64.84%
	Over Votes:	0 0.00%	0 0.00%	0 0.00%	0 0.00%
	Under Votes:	180 35.16%	0 0.00%	0 0.00%	180 35.16%
	Hospital District #1, Commissioner Position 4, Vote For 1 <i>James L. Hobbs Sr.</i>	325 100.00%	0 0.00%	0 0.00%	325 100.00%
	Cast Votes:	325 63.48%	0 0.00%	0 0.00%	325 63.48%
	Over Votes:	0 0.00%	0 0.00%	0 0.00%	0 0.00%
	Under Votes:	187 36.52%	0 0.00%	0 0.00%	187 36.52%
	Port of Skagit County, Commissioner District 1, Vote For 1 <i>Kevin Ware</i>	333 100.00%	0 0.00%	0 0.00%	333 100.00%
	Cast Votes:	333 65.04%	0 0.00%	0 0.00%	333 65.04%
	Over Votes:	1 0.20%	0 0.00%	0 0.00%	1 0.20%
	Under Votes:	178 34.77%	0 0.00%	0 0.00%	178 34.77%
	Sedro-Woolley School District #101, Director District 2, Vote For 1 <i>Tim Howland</i>	344 100.00%	0 0.00%	0 0.00%	344 100.00%
	Cast Votes:	344 67.19%	0 0.00%	0 0.00%	344 67.19%
	Over Votes:	1 0.20%	0 0.00%	0 0.00%	1 0.20%
	Under Votes:	167 32.62%	0 0.00%	0 0.00%	167 32.62%
	Sedro-Woolley School District #101, Director District 3, Vote For 1 <i>Rich Weyrich</i>	355 100.00%	0 0.00%	0 0.00%	355 100.00%
	Cast Votes:	355 69.34%	0 0.00%	0 0.00%	355 69.34%
	Over Votes:	0 0.00%	0 0.00%	0 0.00%	0 0.00%
	Under Votes:	157 30.66%	0 0.00%	0 0.00%	157 30.66%



200711270115
 Skagit County Auditor

Precinct Report — Official
Skagit County, Washington — 2007 General Election — November 06, 2007

Page 26 of 329

11/27/2007 10:43 AM

Total Number of Voters : 33,455 of 59,686 = 56.05%

Precincts Reporting 118 of 118 = 100.00%

Party	Candidate	Absentee	Early	Election	Total
Precinct 110 (Ballots Cast: 512)					
Sewer District 2, Commissioner Position 1, Short/Full term, Vote For 1					
	Mark Pearson	227 100.00%	0 0.00%	0 0.00%	227 100.00%
	Cast Votes:	227 67.56%	0 0.00%	0 0.00%	227 67.56%
	Over Votes:	0 0.00%	0 0.00%	0 0.00%	0 0.00%
	Under Votes:	109 32.44%	0 0.00%	0 0.00%	109 32.44%



200711270115
 Skagit County Auditor

Precinct Report — Official
Skagit County, Washington — 2007 General Election — November 06, 2007


Page 27 of 329

11/27/2007 10:43 AM

Total Number of Voters : 33,455 of 59,686 = 56.05%

Precincts Reporting 118 of 118 = 100.00%

Party	Candidate	Absentee	Early	Election	Total
Precinct 111 (Ballots Cast: 314)					
INITIATIVE MEASURE 960, Vote For 1					
	Yes	172 55.13%	0 0.00%	0 0.00%	172 55.13%
	No	140 44.87%	0 0.00%	0 0.00%	140 44.87%
	Cast Votes:	312 99.36%	0 0.00%	0 0.00%	312 99.36%
	Over Votes:	0 0.00%	0 0.00%	0 0.00%	0 0.00%
	Under Votes:	2 0.64%	0 0.00%	0 0.00%	2 0.64%
REFERENDUM MEASURE 67, Vote For 1					
	Approved	188 59.87%	0 0.00%	0 0.00%	188 59.87%
	Rejected	126 40.13%	0 0.00%	0 0.00%	126 40.13%
	Cast Votes:	314 100.00%	0 0.00%	0 0.00%	314 100.00%
	Over Votes:	0 0.00%	0 0.00%	0 0.00%	0 0.00%
	Under Votes:	0 0.00%	0 0.00%	0 0.00%	0 0.00%
ENGROSSED SUBSTITUTE SENATE JOINT RESOLUTION 8206, Vote For 1					
	Approved	207 67.43%	0 0.00%	0 0.00%	207 67.43%
	Rejected	100 32.57%	0 0.00%	0 0.00%	100 32.57%
	Cast Votes:	307 97.77%	0 0.00%	0 0.00%	307 97.77%
	Over Votes:	0 0.00%	0 0.00%	0 0.00%	0 0.00%
	Under Votes:	7 2.23%	0 0.00%	0 0.00%	7 2.23%
SENATE JOINT RESOLUTION 8212, Vote For 1					
	Approved	153 49.84%	0 0.00%	0 0.00%	153 49.84%
	Rejected	154 50.16%	0 0.00%	0 0.00%	154 50.16%
	Cast Votes:	307 97.77%	0 0.00%	0 0.00%	307 97.77%
	Over Votes:	0 0.00%	0 0.00%	0 0.00%	0 0.00%
	Under Votes:	7 2.23%	0 0.00%	0 0.00%	7 2.23%
ENGROSSED HOUSE JOINT RESOLUTION 4204, Vote For 1					
	Approved	138 43.95%	0 0.00%	0 0.00%	138 43.95%
	Rejected	176 56.05%	0 0.00%	0 0.00%	176 56.05%
	Cast Votes:	314 100.00%	0 0.00%	0 0.00%	314 100.00%
	Over Votes:	0 0.00%	0 0.00%	0 0.00%	0 0.00%
	Under Votes:	0 0.00%	0 0.00%	0 0.00%	0 0.00%
SUBSTITUTE HOUSE JOINT RESOLUTION 4215, Vote For 1					
	Approved	110 36.30%	0 0.00%	0 0.00%	110 36.30%
	Rejected	193 63.70%	0 0.00%	0 0.00%	193 63.70%
	Cast Votes:	303 96.50%	0 0.00%	0 0.00%	303 96.50%
	Over Votes:	0 0.00%	0 0.00%	0 0.00%	0 0.00%
	Under Votes:	11 3.50%	0 0.00%	0 0.00%	11 3.50%



11/27/2007 Page 66 of 368 2:48PM

Precinct Report — Official
Skagit County, Washington — 2007 General Election — November 06, 2007

Page 28 of 329

11/27/2007 10:43 AM

Total Number of Voters : 33,455 of 59,686 = 56.05%

Precincts Reporting 118 of 118 = 100.00%

Party	Candidate	Absentee	Early	Election	Total
Precinct 111 (Ballots Cast: 314)					
Cemetery District 5, Commissioner Position 2, Vote For 1					
	Richard A. Frank	257 100.00%	0 0.00%	0 0.00%	257 100.00%
	Cast Votes:	257 81.85%	0 0.00%	0 0.00%	257 81.85%
	Over Votes:	0 0.00%	0 0.00%	0 0.00%	0 0.00%
	Under Votes:	57 18.15%	0 0.00%	0 0.00%	57 18.15%
Fire District #10, Commissioner Position 1, Vote For 1					
	Michael R. Williams	226 100.00%	0 0.00%	0 0.00%	226 100.00%
	Cast Votes:	226 72.90%	0 0.00%	0 0.00%	226 72.90%
	Over Votes:	0 0.00%	0 0.00%	0 0.00%	0 0.00%
	Under Votes:	84 27.10%	0 0.00%	0 0.00%	84 27.10%
Hospital District #304, Commissioner Position 3, Vote For 1					
	Gary L. Kent	229 100.00%	0 0.00%	0 0.00%	229 100.00%
	Cast Votes:	229 72.93%	0 0.00%	0 0.00%	229 72.93%
	Over Votes:	0 0.00%	0 0.00%	0 0.00%	0 0.00%
	Under Votes:	85 27.07%	0 0.00%	0 0.00%	85 27.07%
Hospital District #304, Commissioner Position 5, Vote For 1					
	Robert M. Stanley	226 100.00%	0 0.00%	0 0.00%	226 100.00%
	Cast Votes:	226 71.97%	0 0.00%	0 0.00%	226 71.97%
	Over Votes:	0 0.00%	0 0.00%	0 0.00%	0 0.00%
	Under Votes:	88 28.03%	0 0.00%	0 0.00%	88 28.03%
Port of Skagit County, Commissioner District 1, Vote For 1					
	Kevin Ware	226 100.00%	0 0.00%	0 0.00%	226 100.00%
	Cast Votes:	226 71.97%	0 0.00%	0 0.00%	226 71.97%
	Over Votes:	0 0.00%	0 0.00%	0 0.00%	0 0.00%
	Under Votes:	88 28.03%	0 0.00%	0 0.00%	88 28.03%
Concrete School District #11, Director District 5, Vote For 1					
	Merlene Buller	244 100.00%	0 0.00%	0 0.00%	244 100.00%
	Cast Votes:	244 77.71%	0 0.00%	0 0.00%	244 77.71%
	Over Votes:	0 0.00%	0 0.00%	0 0.00%	0 0.00%
	Under Votes:	70 22.29%	0 0.00%	0 0.00%	70 22.29%
Proposition No. 1 Concrete School District Dissolution and Reapportionment of Directors' Districts, Vote For 1					
	Approved	195 64.78%	0 0.00%	0 0.00%	195 64.78%
	Rejected	106 35.22%	0 0.00%	0 0.00%	106 35.22%
	Cast Votes:	301 95.86%	0 0.00%	0 0.00%	301 95.86%
	Over Votes:	0 0.00%	0 0.00%	0 0.00%	0 0.00%
	Under Votes:	13 4.14%	0 0.00%	0 0.00%	13 4.14%



200711270115
 Skagit County Auditor

Precinct Report — Official
Skagit County, Washington — 2007 General Election — November 06, 2007

Page 29 of 329

11/27/2007 10:43 AM

Total Number of Voters : 33,455 of 59,686 = 56.05%

Precincts Reporting 118 of 118 = 100.00%

Party	Candidate	Absentee	Early	Election	Total
Precinct 111 (Ballots Cast: 314)					
Water District 1, Commissioner Position 3, Vote For 1					
	Norm Rathvon	29 100.00%	0 0.00%	0 0.00%	29 100.00%
	Cast Votes:	29 85.29%	0 0.00%	0 0.00%	29 85.29%
	Over Votes:	0 0.00%	0 0.00%	0 0.00%	0 0.00%
	Under Votes:	5 14.71%	0 0.00%	0 0.00%	5 14.71%



200711270115
 Skagit County Auditor

Precinct Report — Official
Skagit County, Washington — 2007 General Election — November 06, 2007

Page 30 of 329

11/27/2007 10:43 AM

Total Number of Voters : 33,455 of 59,686 = 56.05%

Precincts Reporting 118 of 118 = 100.00%

Party	Candidate	Absentee	Early	Election	Total
Precinct 113 (Ballots Cast: 462)					
INITIATIVE MEASURE 960, Vote For 1					
	Yes	230 51.34%	0 0.00%	0 0.00%	230 51.34%
	No	218 48.66%	0 0.00%	0 0.00%	218 48.66%
	Cast Votes:	448 96.97%	0 0.00%	0 0.00%	448 96.97%
	Over Votes:	0 0.00%	0 0.00%	0 0.00%	0 0.00%
	Under Votes:	14 3.03%	0 0.00%	0 0.00%	14 3.03%
REFERENDUM MEASURE 67, Vote For 1					
	Approved	267 59.20%	0 0.00%	0 0.00%	267 59.20%
	Rejected	184 40.80%	0 0.00%	0 0.00%	184 40.80%
	Cast Votes:	451 97.62%	0 0.00%	0 0.00%	451 97.62%
	Over Votes:	0 0.00%	0 0.00%	0 0.00%	0 0.00%
	Under Votes:	11 2.38%	0 0.00%	0 0.00%	11 2.38%
ENGROSSED SUBSTITUTE SENATE JOINT RESOLUTION 8206, Vote For 1					
	Approved	285 65.67%	0 0.00%	0 0.00%	285 65.67%
	Rejected	149 34.33%	0 0.00%	0 0.00%	149 34.33%
	Cast Votes:	434 93.94%	0 0.00%	0 0.00%	434 93.94%
	Over Votes:	0 0.00%	0 0.00%	0 0.00%	0 0.00%
	Under Votes:	28 6.06%	0 0.00%	0 0.00%	28 6.06%
SENATE JOINT RESOLUTION 8212, Vote For 1					
	Approved	281 64.30%	0 0.00%	0 0.00%	281 64.30%
	Rejected	156 35.70%	0 0.00%	0 0.00%	156 35.70%
	Cast Votes:	437 94.59%	0 0.00%	0 0.00%	437 94.59%
	Over Votes:	0 0.00%	0 0.00%	0 0.00%	0 0.00%
	Under Votes:	25 5.41%	0 0.00%	0 0.00%	25 5.41%
ENGROSSED HOUSE JOINT RESOLUTION 4204, Vote For 1					
	Approved	185 40.57%	0 0.00%	0 0.00%	185 40.57%
	Rejected	271 59.43%	0 0.00%	0 0.00%	271 59.43%
	Cast Votes:	456 98.70%	0 0.00%	0 0.00%	456 98.70%
	Over Votes:	0 0.00%	0 0.00%	0 0.00%	0 0.00%
	Under Votes:	6 1.30%	0 0.00%	0 0.00%	6 1.30%
SUBSTITUTE HOUSE JOINT RESOLUTION 4215, Vote For 1					
	Approved	213 49.42%	0 0.00%	0 0.00%	213 49.42%
	Rejected	218 50.58%	0 0.00%	0 0.00%	218 50.58%
	Cast Votes:	431 93.29%	0 0.00%	0 0.00%	431 93.29%
	Over Votes:	0 0.00%	0 0.00%	0 0.00%	0 0.00%
	Under Votes:	31 6.71%	0 0.00%	0 0.00%	31 6.71%



200711270115
 Skagit County Auditor

Precinct Report — Official
Skagit County, Washington — 2007 General Election — November 06, 2007

Page 31 of 329

11/27/2007 10:43 AM

Total Number of Voters : 33,455 of 59,686 = 56.05%

Precincts Reporting 118 of 118 = 100.00%

Party	Candidate	Absentee	Early	Election	Total
Precinct 113 (Ballots Cast: 462)					
Cemetery District 4, Commissioner Position 1, Two Year Unexpired Term, Vote For 1					
	Claire H. Hansen	314 100.00%	0 0.00%	0 0.00%	314 100.00%
	Cast Votes:	314 70.40%	0 0.00%	0 0.00%	314 70.40%
	Over Votes:	0 0.00%	0 0.00%	0 0.00%	0 0.00%
	Under Votes:	132 29.60%	0 0.00%	0 0.00%	132 29.60%
Cemetery District 4, Commissioner Position 2, Vote For 1					
	Michael D. Bridgman	332 100.00%	0 0.00%	0 0.00%	332 100.00%
	Cast Votes:	332 74.44%	0 0.00%	0 0.00%	332 74.44%
	Over Votes:	0 0.00%	0 0.00%	0 0.00%	0 0.00%
	Under Votes:	114 25.56%	0 0.00%	0 0.00%	114 25.56%
Fire District #05, Commissioner Position 1, Short/Full Term, Vote For 1					
	Gerald H. "Jerry" Anderson	242 100.00%	0 0.00%	0 0.00%	242 100.00%
	Cast Votes:	242 70.14%	0 0.00%	0 0.00%	242 70.14%
	Over Votes:	0 0.00%	0 0.00%	0 0.00%	0 0.00%
	Under Votes:	103 29.86%	0 0.00%	0 0.00%	103 29.86%
Fire District #06, Commissioner Position 1, Vote For 1					
	Trevor Ford	6 100.00%	0 0.00%	0 0.00%	6 100.00%
	Cast Votes:	6 100.00%	0 0.00%	0 0.00%	6 100.00%
	Over Votes:	0 0.00%	0 0.00%	0 0.00%	0 0.00%
	Under Votes:	0 0.00%	0 0.00%	0 0.00%	0 0.00%
Fire District #14, Commissioner Position 1, Vote For 1					
	David E. Holmkvist	74 100.00%	0 0.00%	0 0.00%	74 100.00%
	Cast Votes:	74 66.67%	0 0.00%	0 0.00%	74 66.67%
	Over Votes:	0 0.00%	0 0.00%	0 0.00%	0 0.00%
	Under Votes:	37 33.33%	0 0.00%	0 0.00%	37 33.33%
Hospital District #304, Commissioner Position 3, Vote For 1					
	Gary L. Kent	291 100.00%	0 0.00%	0 0.00%	291 100.00%
	Cast Votes:	291 62.99%	0 0.00%	0 0.00%	291 62.99%
	Over Votes:	0 0.00%	0 0.00%	0 0.00%	0 0.00%
	Under Votes:	171 37.01%	0 0.00%	0 0.00%	171 37.01%
Hospital District #304, Commissioner Position 5, Vote For 1					
	Robert M. Stanley	291 100.00%	0 0.00%	0 0.00%	291 100.00%
	Cast Votes:	291 62.99%	0 0.00%	0 0.00%	291 62.99%
	Over Votes:	0 0.00%	0 0.00%	0 0.00%	0 0.00%
	Under Votes:	171 37.01%	0 0.00%	0 0.00%	171 37.01%



200711270115
 Skagit County Auditor

Precinct Report — Official
Skagit County, Washington — 2007 General Election — November 06, 2007

Page 32 of 329

11/27/2007 10:43 AM

Total Number of Voters : 33,455 of 59,686 = 56.05%

Precincts Reporting 118 of 118 = 100.00%

Party	Candidate	Absentee	Early	Election	Total
Precinct 113 (Ballots Cast: 462)					
Port of Skagit County, Commissioner District 1, Vote For 1					
	Kevin Ware	293 100.00%	0 0.00%	0 0.00%	293 100.00%
	Cast Votes:	293 63.42%	0 0.00%	0 0.00%	293 63.42%
	Over Votes:	0 0.00%	0 0.00%	0 0.00%	0 0.00%
	Under Votes:	169 36.58%	0 0.00%	0 0.00%	169 36.58%
Burlington School District #100, Director District 1, Vote For 1					
	Martin H. Lopez	298 100.00%	0 0.00%	0 0.00%	298 100.00%
	Cast Votes:	298 64.50%	0 0.00%	0 0.00%	298 64.50%
	Over Votes:	0 0.00%	0 0.00%	0 0.00%	0 0.00%
	Under Votes:	164 35.50%	0 0.00%	0 0.00%	164 35.50%
Burlington School District #100, Director District 3, Vote For 1					
	Tim Loving	167 46.39%	0 0.00%	0 0.00%	167 46.39%
	Bill Wallace	193 53.61%	0 0.00%	0 0.00%	193 53.61%
	Cast Votes:	360 77.92%	0 0.00%	0 0.00%	360 77.92%
	Over Votes:	0 0.00%	0 0.00%	0 0.00%	0 0.00%
	Under Votes:	102 22.08%	0 0.00%	0 0.00%	102 22.08%
Burlington School District #100, Director District 4, Vote For 1					
	Liza Peth Bott	317 100.00%	0 0.00%	0 0.00%	317 100.00%
	Cast Votes:	317 68.61%	0 0.00%	0 0.00%	317 68.61%
	Over Votes:	0 0.00%	0 0.00%	0 0.00%	0 0.00%
	Under Votes:	145 31.39%	0 0.00%	0 0.00%	145 31.39%



200711270115
 Skagit County Auditor

Precinct Report — Official
Skagit County, Washington — 2007 General Election — November 06, 2007

Page 33 of 329

11/27/2007 10:43 AM

Total Number of Voters : 33,455 of 59,686 = 56.05%

Precincts Reporting 118 of 118 = 100.00%

Party	Candidate	Absentee	Early	Election	Total
Precinct 114 (Ballots Cast: 93)					
INITIATIVE MEASURE 960, Vote For 1					
	Yes	34 37.78%	0 0.00%	0 0.00%	34 37.78%
	No	56 62.22%	0 0.00%	0 0.00%	56 62.22%
	Cast Votes:	90 96.77%	0 0.00%	0 0.00%	90 96.77%
	Over Votes:	0 0.00%	0 0.00%	0 0.00%	0 0.00%
	Under Votes:	3 3.23%	0 0.00%	0 0.00%	3 3.23%
REFERENDUM MEASURE 67, Vote For 1					
	Approved	55 61.11%	0 0.00%	0 0.00%	55 61.11%
	Rejected	35 38.89%	0 0.00%	0 0.00%	35 38.89%
	Cast Votes:	90 96.77%	0 0.00%	0 0.00%	90 96.77%
	Over Votes:	0 0.00%	0 0.00%	0 0.00%	0 0.00%
	Under Votes:	3 3.23%	0 0.00%	0 0.00%	3 3.23%
ENGROSSED SUBSTITUTE SENATE JOINT RESOLUTION 8206, Vote For 1					
	Approved	59 67.05%	0 0.00%	0 0.00%	59 67.05%
	Rejected	29 32.95%	0 0.00%	0 0.00%	29 32.95%
	Cast Votes:	88 94.62%	0 0.00%	0 0.00%	88 94.62%
	Over Votes:	0 0.00%	0 0.00%	0 0.00%	0 0.00%
	Under Votes:	5 5.38%	0 0.00%	0 0.00%	5 5.38%
SENATE JOINT RESOLUTION 8212, Vote For 1					
	Approved	58 65.17%	0 0.00%	0 0.00%	58 65.17%
	Rejected	31 34.83%	0 0.00%	0 0.00%	31 34.83%
	Cast Votes:	89 95.70%	0 0.00%	0 0.00%	89 95.70%
	Over Votes:	0 0.00%	0 0.00%	0 0.00%	0 0.00%
	Under Votes:	4 4.30%	0 0.00%	0 0.00%	4 4.30%
ENGROSSED HOUSE JOINT RESOLUTION 4204, Vote For 1					
	Approved	48 52.75%	0 0.00%	0 0.00%	48 52.75%
	Rejected	43 47.25%	0 0.00%	0 0.00%	43 47.25%
	Cast Votes:	91 97.85%	0 0.00%	0 0.00%	91 97.85%
	Over Votes:	0 0.00%	0 0.00%	0 0.00%	0 0.00%
	Under Votes:	2 2.15%	0 0.00%	0 0.00%	2 2.15%
SUBSTITUTE HOUSE JOINT RESOLUTION 4215, Vote For 1					
	Approved	42 48.28%	0 0.00%	0 0.00%	42 48.28%
	Rejected	45 51.72%	0 0.00%	0 0.00%	45 51.72%
	Cast Votes:	87 93.55%	0 0.00%	0 0.00%	87 93.55%
	Over Votes:	0 0.00%	0 0.00%	0 0.00%	0 0.00%
	Under Votes:	6 6.45%	0 0.00%	0 0.00%	6 6.45%



200711270115
 Skagit County Auditor

Precinct Report — Official
Skagit County, Washington — 2007 General Election — November 06, 2007

Page 34 of 329

11/27/2007 10:43 AM

Total Number of Voters : 33,455 of 59,686 = 56.05%

Precincts Reporting 118 of 118 = 100.00%

Party	Candidate	Absentee	Early	Election	Total
Precinct 114 (Ballots Cast: 93)					
Cemetery District 5, Commissioner Position 2, Vote For 1					
	Richard A. Frank	68 100.00%	0 0.00%	0 0.00%	68 100.00%
	Cast Votes:	68 73.12%	0 0.00%	0 0.00%	68 73.12%
	Over Votes:	0 0.00%	0 0.00%	0 0.00%	0 0.00%
	Under Votes:	25 26.88%	0 0.00%	0 0.00%	25 26.88%
Fire District #19, Commissioner Position 1, Vote For 1					
	Michael Brondi	73 100.00%	0 0.00%	0 0.00%	73 100.00%
	Cast Votes:	73 78.49%	0 0.00%	0 0.00%	73 78.49%
	Over Votes:	0 0.00%	0 0.00%	0 0.00%	0 0.00%
	Under Votes:	20 21.51%	0 0.00%	0 0.00%	20 21.51%
Hospital District #304, Commissioner Position 3, Vote For 1					
	Gary L. Kent	55 100.00%	0 0.00%	0 0.00%	55 100.00%
	Cast Votes:	55 59.14%	0 0.00%	0 0.00%	55 59.14%
	Over Votes:	0 0.00%	0 0.00%	0 0.00%	0 0.00%
	Under Votes:	38 40.86%	0 0.00%	0 0.00%	38 40.86%
Hospital District #304, Commissioner Position 5, Vote For 1					
	Robert M. Stanley	55 100.00%	0 0.00%	0 0.00%	55 100.00%
	Cast Votes:	55 59.14%	0 0.00%	0 0.00%	55 59.14%
	Over Votes:	0 0.00%	0 0.00%	0 0.00%	0 0.00%
	Under Votes:	38 40.86%	0 0.00%	0 0.00%	38 40.86%
Port of Skagit County, Commissioner District 1, Vote For 1					
	Kevin Ware	56 100.00%	0 0.00%	0 0.00%	56 100.00%
	Cast Votes:	56 60.22%	0 0.00%	0 0.00%	56 60.22%
	Over Votes:	0 0.00%	0 0.00%	0 0.00%	0 0.00%
	Under Votes:	37 39.78%	0 0.00%	0 0.00%	37 39.78%
Concrete School District #11, Director District 5, Vote For 1					
	Merlene Buller	76 100.00%	0 0.00%	0 0.00%	76 100.00%
	Cast Votes:	76 81.72%	0 0.00%	0 0.00%	76 81.72%
	Over Votes:	0 0.00%	0 0.00%	0 0.00%	0 0.00%
	Under Votes:	17 18.28%	0 0.00%	0 0.00%	17 18.28%
Proposition No. 1 Concrete School District Dissolution and Reapportionment of Directors' Districts, Vote For 1					
	Approved	50 64.10%	0 0.00%	0 0.00%	50 64.10%
	Rejected	28 35.90%	0 0.00%	0 0.00%	28 35.90%
	Cast Votes:	78 83.87%	0 0.00%	0 0.00%	78 83.87%
	Over Votes:	0 0.00%	0 0.00%	0 0.00%	0 0.00%
	Under Votes:	15 16.13%	0 0.00%	0 0.00%	15 16.13%



200711270115
 Skagit County Auditor

Precinct Report — Official
Skagit County, Washington — 2007 General Election — November 06, 2007

Page 35 of 329

11/27/2007 10:43 AM

Total Number of Voters : 33,455 of 59,686 = 56.05%

Precincts Reporting 118 of 118 = 100.00%

Party	Candidate	Absentee	Early	Election	Total
Precinct 115 (Ballots Cast: 132)					
INITIATIVE MEASURE 960, Vote For 1					
	Yes	75 59.52%	0 0.00%	0 0.00%	75 59.52%
	No	51 40.48%	0 0.00%	0 0.00%	51 40.48%
	Cast Votes:	126 95.45%	0 0.00%	0 0.00%	126 95.45%
	Over Votes:	0 0.00%	0 0.00%	0 0.00%	0 0.00%
	Under Votes:	6 4.55%	0 0.00%	0 0.00%	6 4.55%
REFERENDUM MEASURE 67, Vote For 1					
	Approved	64 48.48%	0 0.00%	0 0.00%	64 48.48%
	Rejected	68 51.52%	0 0.00%	0 0.00%	68 51.52%
	Cast Votes:	132 100.00%	0 0.00%	0 0.00%	132 100.00%
	Over Votes:	0 0.00%	0 0.00%	0 0.00%	0 0.00%
	Under Votes:	0 0.00%	0 0.00%	0 0.00%	0 0.00%
ENGROSSED SUBSTITUTE SENATE JOINT RESOLUTION 8206, Vote For 1					
	Approved	88 69.29%	0 0.00%	0 0.00%	88 69.29%
	Rejected	39 30.71%	0 0.00%	0 0.00%	39 30.71%
	Cast Votes:	127 96.21%	0 0.00%	0 0.00%	127 96.21%
	Over Votes:	0 0.00%	0 0.00%	0 0.00%	0 0.00%
	Under Votes:	5 3.79%	0 0.00%	0 0.00%	5 3.79%
SENATE JOINT RESOLUTION 8212, Vote For 1					
	Approved	72 59.02%	0 0.00%	0 0.00%	72 59.02%
	Rejected	50 40.98%	0 0.00%	0 0.00%	50 40.98%
	Cast Votes:	122 92.42%	0 0.00%	0 0.00%	122 92.42%
	Over Votes:	0 0.00%	0 0.00%	0 0.00%	0 0.00%
	Under Votes:	10 7.58%	0 0.00%	0 0.00%	10 7.58%
ENGROSSED HOUSE JOINT RESOLUTION 4204, Vote For 1					
	Approved	48 36.64%	0 0.00%	0 0.00%	48 36.64%
	Rejected	83 63.36%	0 0.00%	0 0.00%	83 63.36%
	Cast Votes:	131 99.24%	0 0.00%	0 0.00%	131 99.24%
	Over Votes:	0 0.00%	0 0.00%	0 0.00%	0 0.00%
	Under Votes:	1 0.76%	0 0.00%	0 0.00%	1 0.76%
SUBSTITUTE HOUSE JOINT RESOLUTION 4215, Vote For 1					
	Approved	58 46.77%	0 0.00%	0 0.00%	58 46.77%
	Rejected	66 53.23%	0 0.00%	0 0.00%	66 53.23%
	Cast Votes:	124 93.94%	0 0.00%	0 0.00%	124 93.94%
	Over Votes:	0 0.00%	0 0.00%	0 0.00%	0 0.00%
	Under Votes:	8 6.06%	0 0.00%	0 0.00%	8 6.06%



200711270115
 Skagit County Auditor

Precinct Report — Official
Skagit County, Washington — 2007 General Election — November 06, 2007

Page 36 of 329

11/27/2007 10:43 AM

Total Number of Voters : 33,455 of 59,686 = 56.05%

Precincts Reporting 118 of 118 = 100.00%

Party	Candidate	Absentee	Early	Election	Total
Precinct 115 (Ballots Cast: 132)					
Fire District #03, Commissioner Position 1, Vote For 1					
	Edward Kemper	77 96.25%	0 0.00%	0 0.00%	77 96.25%
	Dan C. Sneva (W)	3 3.75%	0 0.00%	0 0.00%	3 3.75%
	Cast Votes:	80 60.61%	0 0.00%	0 0.00%	80 60.61%
	Over Votes:	0 0.00%	0 0.00%	0 0.00%	0 0.00%
	Under Votes:	52 39.39%	0 0.00%	0 0.00%	52 39.39%
Hospital District #1, Commissioner Position 2, Vote For 1					
	Tim Raschko	83 100.00%	0 0.00%	0 0.00%	83 100.00%
	Cast Votes:	83 62.88%	0 0.00%	0 0.00%	83 62.88%
	Over Votes:	0 0.00%	0 0.00%	0 0.00%	0 0.00%
	Under Votes:	49 37.12%	0 0.00%	0 0.00%	49 37.12%
Hospital District #1, Commissioner Position 4, Vote For 1					
	James L. Hobbs Sr.	89 100.00%	0 0.00%	0 0.00%	89 100.00%
	Cast Votes:	89 67.42%	0 0.00%	0 0.00%	89 67.42%
	Over Votes:	0 0.00%	0 0.00%	0 0.00%	0 0.00%
	Under Votes:	43 32.58%	0 0.00%	0 0.00%	43 32.58%
Port of Skagit County, Commissioner District 1, Vote For 1					
	Kevin Ware	81 100.00%	0 0.00%	0 0.00%	81 100.00%
	Cast Votes:	81 61.36%	0 0.00%	0 0.00%	81 61.36%
	Over Votes:	0 0.00%	0 0.00%	0 0.00%	0 0.00%
	Under Votes:	51 38.64%	0 0.00%	0 0.00%	51 38.64%
Mount Vernon School District #320, Director District 1, Vote For 1					
	Laura Flores Cailloux	76 100.00%	0 0.00%	0 0.00%	76 100.00%
	Cast Votes:	76 57.58%	0 0.00%	0 0.00%	76 57.58%
	Over Votes:	0 0.00%	0 0.00%	0 0.00%	0 0.00%
	Under Votes:	56 42.42%	0 0.00%	0 0.00%	56 42.42%
Mount Vernon School District #320, Director District 2, Vote For 1					
	Robert Coffey	84 100.00%	0 0.00%	0 0.00%	84 100.00%
	Cast Votes:	84 63.64%	0 0.00%	0 0.00%	84 63.64%
	Over Votes:	0 0.00%	0 0.00%	0 0.00%	0 0.00%
	Under Votes:	48 36.36%	0 0.00%	0 0.00%	48 36.36%
Mount Vernon School District #320, Director District 3, Vote For 1					
	T.J. Larrick	77 100.00%	0 0.00%	0 0.00%	77 100.00%
	Cast Votes:	77 58.33%	0 0.00%	0 0.00%	77 58.33%
	Over Votes:	0 0.00%	0 0.00%	0 0.00%	0 0.00%
	Under Votes:	55 41.67%	0 0.00%	0 0.00%	55 41.67%



200711270115
 Skagit County Auditor

Precinct Report — Official
Skagit County, Washington — 2007 General Election — November 06, 2007

Page 37 of 329

11/27/2007 10:43 AM

Total Number of Voters : 33,455 of 59,686 = 56.05%

Precincts Reporting 118 of 118 = 100.00%

Party	Candidate	Absentee	Early	Election	Total
Precinct 116 (Ballots Cast: 334)					
INITIATIVE MEASURE 960, Vote For 1					
	Yes	196 59.76%	0 0.00%	0 0.00%	196 59.76%
	No	132 40.24%	0 0.00%	0 0.00%	132 40.24%
	Cast Votes:	328 98.20%	0 0.00%	0 0.00%	328 98.20%
	Over Votes:	0 0.00%	0 0.00%	0 0.00%	0 0.00%
	Under Votes:	6 1.80%	0 0.00%	0 0.00%	6 1.80%
REFERENDUM MEASURE 67, Vote For 1					
	Approved	180 54.55%	0 0.00%	0 0.00%	180 54.55%
	Rejected	150 45.45%	0 0.00%	0 0.00%	150 45.45%
	Cast Votes:	330 98.80%	0 0.00%	0 0.00%	330 98.80%
	Over Votes:	0 0.00%	0 0.00%	0 0.00%	0 0.00%
	Under Votes:	4 1.20%	0 0.00%	0 0.00%	4 1.20%
ENGROSSED SUBSTITUTE SENATE JOINT RESOLUTION 8206, Vote For 1					
	Approved	208 65.00%	0 0.00%	0 0.00%	208 65.00%
	Rejected	112 35.00%	0 0.00%	0 0.00%	112 35.00%
	Cast Votes:	320 95.81%	0 0.00%	0 0.00%	320 95.81%
	Over Votes:	0 0.00%	0 0.00%	0 0.00%	0 0.00%
	Under Votes:	14 4.19%	0 0.00%	0 0.00%	14 4.19%
SENATE JOINT RESOLUTION 8212, Vote For 1					
	Approved	173 53.89%	0 0.00%	0 0.00%	173 53.89%
	Rejected	148 46.11%	0 0.00%	0 0.00%	148 46.11%
	Cast Votes:	321 96.11%	0 0.00%	0 0.00%	321 96.11%
	Over Votes:	0 0.00%	0 0.00%	0 0.00%	0 0.00%
	Under Votes:	13 3.89%	0 0.00%	0 0.00%	13 3.89%
ENGROSSED HOUSE JOINT RESOLUTION 4204, Vote For 1					
	Approved	124 37.46%	0 0.00%	0 0.00%	124 37.46%
	Rejected	207 62.54%	0 0.00%	0 0.00%	207 62.54%
	Cast Votes:	331 99.10%	0 0.00%	0 0.00%	331 99.10%
	Over Votes:	0 0.00%	0 0.00%	0 0.00%	0 0.00%
	Under Votes:	3 0.90%	0 0.00%	0 0.00%	3 0.90%
SUBSTITUTE HOUSE JOINT RESOLUTION 4215, Vote For 1					
	Approved	129 40.69%	0 0.00%	0 0.00%	129 40.69%
	Rejected	188 59.31%	0 0.00%	0 0.00%	188 59.31%
	Cast Votes:	317 94.91%	0 0.00%	0 0.00%	317 94.91%
	Over Votes:	0 0.00%	0 0.00%	0 0.00%	0 0.00%
	Under Votes:	17 5.09%	0 0.00%	0 0.00%	17 5.09%



11/27/2007 Page 76 of 368 2:48PM

Precinct Report — Official
Skagit County, Washington — 2007 General Election — November 06, 2007

Page 38 of 329

11/27/2007 10:43 AM

Total Number of Voters : 33,455 of 59,686 = 56.05%

Precincts Reporting 118 of 118 = 100.00%

Party	Candidate	Absentee	Early	Election	Total
Precinct 116 (Ballots Cast: 334)					
	Cemetery District 6, Commissioner Position 2, Vote For 1				
	Beverly Van Slageren	231 100.00%	0 0.00%	0 0.00%	231 100.00%
	Cast Votes:	231 69.16%	0 0.00%	0 0.00%	231 69.16%
	Over Votes:	0 0.00%	0 0.00%	0 0.00%	0 0.00%
	Under Votes:	103 30.84%	0 0.00%	0 0.00%	103 30.84%
	Fire District #04, Commissioner Position 1, Vote For 1				
	Les Martin	224 100.00%	0 0.00%	0 0.00%	224 100.00%
	Cast Votes:	224 67.07%	0 0.00%	0 0.00%	224 67.07%
	Over Votes:	0 0.00%	0 0.00%	0 0.00%	0 0.00%
	Under Votes:	110 32.93%	0 0.00%	0 0.00%	110 32.93%
	Hospital District #304, Commissioner Position 3, Vote For 1				
	Gary L. Kent	217 100.00%	0 0.00%	0 0.00%	217 100.00%
	Cast Votes:	217 64.97%	0 0.00%	0 0.00%	217 64.97%
	Over Votes:	0 0.00%	0 0.00%	0 0.00%	0 0.00%
	Under Votes:	117 35.03%	0 0.00%	0 0.00%	117 35.03%
	Hospital District #304, Commissioner Position 5, Vote For 1				
	Robert M. Stanley	219 100.00%	0 0.00%	0 0.00%	219 100.00%
	Cast Votes:	219 65.57%	0 0.00%	0 0.00%	219 65.57%
	Over Votes:	0 0.00%	0 0.00%	0 0.00%	0 0.00%
	Under Votes:	115 34.43%	0 0.00%	0 0.00%	115 34.43%
	Port of Skagit County, Commissioner District 1, Vote For 1				
	Kevin Ware	218 100.00%	0 0.00%	0 0.00%	218 100.00%
	Cast Votes:	218 65.27%	0 0.00%	0 0.00%	218 65.27%
	Over Votes:	0 0.00%	0 0.00%	0 0.00%	0 0.00%
	Under Votes:	116 34.73%	0 0.00%	0 0.00%	116 34.73%
	Sedro-Woolley School District #101, Director District 2, Vote For 1				
	Tim Howland	234 100.00%	0 0.00%	0 0.00%	234 100.00%
	Cast Votes:	234 70.06%	0 0.00%	0 0.00%	234 70.06%
	Over Votes:	0 0.00%	0 0.00%	0 0.00%	0 0.00%
	Under Votes:	100 29.94%	0 0.00%	0 0.00%	100 29.94%
	Sedro-Woolley School District #101, Director District 3, Vote For 1				
	Rich Weyrich	228 100.00%	0 0.00%	0 0.00%	228 100.00%
	Cast Votes:	228 68.26%	0 0.00%	0 0.00%	228 68.26%
	Over Votes:	0 0.00%	0 0.00%	0 0.00%	0 0.00%
	Under Votes:	106 31.74%	0 0.00%	0 0.00%	106 31.74%



200711270115

Skagit County Auditor

Precinct Report — Official
Skagit County, Washington — 2007 General Election — November 06, 2007


Page 39 of 329

11/27/2007 10:43 AM

Total Number of Voters : 33,455 of 59,686 = 56.05%

Precincts Reporting 118 of 118 = 100.00%

Party	Candidate	Absentee	Early	Election	Total
Precinct 117 (Ballots Cast: 182)					
INITIATIVE MEASURE 960, Vote For 1					
	Yes	111 61.67%	0 0.00%	0 0.00%	111 61.67%
	No	69 38.33%	0 0.00%	0 0.00%	69 38.33%
	Cast Votes:	180 98.90%	0 0.00%	0 0.00%	180 98.90%
	Over Votes:	0 0.00%	0 0.00%	0 0.00%	0 0.00%
	Under Votes:	2 1.10%	0 0.00%	0 0.00%	2 1.10%
REFERENDUM MEASURE 67, Vote For 1					
	Approved	83 46.37%	0 0.00%	0 0.00%	83 46.37%
	Rejected	96 53.63%	0 0.00%	0 0.00%	96 53.63%
	Cast Votes:	179 98.35%	0 0.00%	0 0.00%	179 98.35%
	Over Votes:	0 0.00%	0 0.00%	0 0.00%	0 0.00%
	Under Votes:	3 1.65%	0 0.00%	0 0.00%	3 1.65%
ENGROSSED SUBSTITUTE SENATE JOINT RESOLUTION 8206, Vote For 1					
	Approved	127 73.41%	0 0.00%	0 0.00%	127 73.41%
	Rejected	46 26.59%	0 0.00%	0 0.00%	46 26.59%
	Cast Votes:	173 95.05%	0 0.00%	0 0.00%	173 95.05%
	Over Votes:	0 0.00%	0 0.00%	0 0.00%	0 0.00%
	Under Votes:	9 4.95%	0 0.00%	0 0.00%	9 4.95%
SENATE JOINT RESOLUTION 8212, Vote For 1					
	Approved	118 69.01%	0 0.00%	0 0.00%	118 69.01%
	Rejected	53 30.99%	0 0.00%	0 0.00%	53 30.99%
	Cast Votes:	171 93.96%	0 0.00%	0 0.00%	171 93.96%
	Over Votes:	0 0.00%	0 0.00%	0 0.00%	0 0.00%
	Under Votes:	11 6.04%	0 0.00%	0 0.00%	11 6.04%
ENGROSSED HOUSE JOINT RESOLUTION 4204, Vote For 1					
	Approved	71 39.66%	0 0.00%	0 0.00%	71 39.66%
	Rejected	108 60.34%	0 0.00%	0 0.00%	108 60.34%
	Cast Votes:	179 98.35%	0 0.00%	0 0.00%	179 98.35%
	Over Votes:	0 0.00%	0 0.00%	0 0.00%	0 0.00%
	Under Votes:	3 1.65%	0 0.00%	0 0.00%	3 1.65%
SUBSTITUTE HOUSE JOINT RESOLUTION 4215, Vote For 1					
	Approved	87 50.29%	0 0.00%	0 0.00%	87 50.29%
	Rejected	86 49.71%	0 0.00%	0 0.00%	86 49.71%
	Cast Votes:	173 95.05%	0 0.00%	0 0.00%	173 95.05%
	Over Votes:	0 0.00%	0 0.00%	0 0.00%	0 0.00%
	Under Votes:	9 4.95%	0 0.00%	0 0.00%	9 4.95%



200711270115
 Skagit County Auditor

Precinct Report — Official
Skagit County, Washington — 2007 General Election — November 06, 2007

Page 40 of 329

11/27/2007 10:43 AM

Total Number of Voters : 33,455 of 59,686 = 56.05%

Precincts Reporting 118 of 118 = 100.00%

Party	Candidate	Absentee	Early	Election	Total
Precinct 117 (Ballots Cast: 182)					
Fire District #06, Commissioner Position 1, Vote For 1					
	Trevor Ford	120 100.00%	0 0.00%	0 0.00%	120 100.00%
	Cast Votes:	120 65.93%	0 0.00%	0 0.00%	120 65.93%
	Over Votes:	0 0.00%	0 0.00%	0 0.00%	0 0.00%
	Under Votes:	62 34.07%	0 0.00%	0 0.00%	62 34.07%
Hospital District #304, Commissioner Position 3, Vote For 1					
	Gary L. Kent	120 100.00%	0 0.00%	0 0.00%	120 100.00%
	Cast Votes:	120 65.93%	0 0.00%	0 0.00%	120 65.93%
	Over Votes:	0 0.00%	0 0.00%	0 0.00%	0 0.00%
	Under Votes:	62 34.07%	0 0.00%	0 0.00%	62 34.07%
Hospital District #304, Commissioner Position 5, Vote For 1					
	Robert M. Stanley	121 100.00%	0 0.00%	0 0.00%	121 100.00%
	Cast Votes:	121 66.48%	0 0.00%	0 0.00%	121 66.48%
	Over Votes:	0 0.00%	0 0.00%	0 0.00%	0 0.00%
	Under Votes:	61 33.52%	0 0.00%	0 0.00%	61 33.52%
Port of Skagit County, Commissioner District 1, Vote For 1					
	Kevin Ware	123 100.00%	0 0.00%	0 0.00%	123 100.00%
	Cast Votes:	123 67.58%	0 0.00%	0 0.00%	123 67.58%
	Over Votes:	0 0.00%	0 0.00%	0 0.00%	0 0.00%
	Under Votes:	59 32.42%	0 0.00%	0 0.00%	59 32.42%
Burlington School District #100, Director District 1, Vote For 1					
	Martin H. Lopez	124 100.00%	0 0.00%	0 0.00%	124 100.00%
	Cast Votes:	124 68.13%	0 0.00%	0 0.00%	124 68.13%
	Over Votes:	0 0.00%	0 0.00%	0 0.00%	0 0.00%
	Under Votes:	58 31.87%	0 0.00%	0 0.00%	58 31.87%
Burlington School District #100, Director District 3, Vote For 1					
	Tim Loving	90 56.25%	0 0.00%	0 0.00%	90 56.25%
	Bill Wallace	70 43.75%	0 0.00%	0 0.00%	70 43.75%
	Cast Votes:	160 87.91%	0 0.00%	0 0.00%	160 87.91%
	Over Votes:	0 0.00%	0 0.00%	0 0.00%	0 0.00%
	Under Votes:	22 12.09%	0 0.00%	0 0.00%	22 12.09%
Burlington School District #100, Director District 4, Vote For 1					
	Liza Peth Bott	126 100.00%	0 0.00%	0 0.00%	126 100.00%
	Cast Votes:	126 69.23%	0 0.00%	0 0.00%	126 69.23%
	Over Votes:	0 0.00%	0 0.00%	0 0.00%	0 0.00%
	Under Votes:	56 30.77%	0 0.00%	0 0.00%	56 30.77%



200711270115
 Skagit County Auditor

Precinct Report — Official
Skagit County, Washington — 2007 General Election — November 06, 2007

Page 41 of 329

11/27/2007 10:43 AM

Total Number of Voters : 33,455 of 59,686 = 56.05%

Precincts Reporting 118 of 118 = 100.00%

Party	Candidate	Absentee	Early	Election	Total
Precinct 118 (Ballots Cast: 153)					
INITIATIVE MEASURE 960, Vote For 1					
	Yes	64 42.67%	0 0.00%	0 0.00%	64 42.67%
	No	86 57.33%	0 0.00%	0 0.00%	86 57.33%
	Cast Votes:	150 98.04%	0 0.00%	0 0.00%	150 98.04%
	Over Votes:	0 0.00%	0 0.00%	0 0.00%	0 0.00%
	Under Votes:	3 1.96%	0 0.00%	0 0.00%	3 1.96%
REFERENDUM MEASURE 67, Vote For 1					
	Approved	88 58.28%	0 0.00%	0 0.00%	88 58.28%
	Rejected	63 41.72%	0 0.00%	0 0.00%	63 41.72%
	Cast Votes:	151 98.69%	0 0.00%	0 0.00%	151 98.69%
	Over Votes:	0 0.00%	0 0.00%	0 0.00%	0 0.00%
	Under Votes:	2 1.31%	0 0.00%	0 0.00%	2 1.31%
ENGROSSED SUBSTITUTE SENATE JOINT RESOLUTION 8206, Vote For 1					
	Approved	109 75.17%	0 0.00%	0 0.00%	109 75.17%
	Rejected	36 24.83%	0 0.00%	0 0.00%	36 24.83%
	Cast Votes:	145 94.77%	0 0.00%	0 0.00%	145 94.77%
	Over Votes:	0 0.00%	0 0.00%	0 0.00%	0 0.00%
	Under Votes:	8 5.23%	0 0.00%	0 0.00%	8 5.23%
SENATE JOINT RESOLUTION 8212, Vote For 1					
	Approved	93 63.70%	0 0.00%	0 0.00%	93 63.70%
	Rejected	53 36.30%	0 0.00%	0 0.00%	53 36.30%
	Cast Votes:	146 95.42%	0 0.00%	0 0.00%	146 95.42%
	Over Votes:	0 0.00%	0 0.00%	0 0.00%	0 0.00%
	Under Votes:	7 4.58%	0 0.00%	0 0.00%	7 4.58%
ENGROSSED HOUSE JOINT RESOLUTION 4204, Vote For 1					
	Approved	66 44.00%	0 0.00%	0 0.00%	66 44.00%
	Rejected	84 56.00%	0 0.00%	0 0.00%	84 56.00%
	Cast Votes:	150 98.04%	0 0.00%	0 0.00%	150 98.04%
	Over Votes:	0 0.00%	0 0.00%	0 0.00%	0 0.00%
	Under Votes:	3 1.96%	0 0.00%	0 0.00%	3 1.96%
SUBSTITUTE HOUSE JOINT RESOLUTION 4215, Vote For 1					
	Approved	81 55.48%	0 0.00%	0 0.00%	81 55.48%
	Rejected	65 44.52%	0 0.00%	0 0.00%	65 44.52%
	Cast Votes:	146 95.42%	0 0.00%	0 0.00%	146 95.42%
	Over Votes:	0 0.00%	0 0.00%	0 0.00%	0 0.00%
	Under Votes:	7 4.58%	0 0.00%	0 0.00%	7 4.58%



200711270115
 Skagit County Auditor

Precinct Report — Official
Skagit County, Washington — 2007 General Election — November 06, 2007

Page 42 of 329

11/27/2007 10:43 AM

Total Number of Voters : 33,455 of 59,686 = 56.05%

Precincts Reporting 118 of 118 = 100.00%

Party	Candidate	Absentee	Early	Election	Total
Precinct 118 (Ballots Cast: 153)					
Fire District #03, Commissioner Position 1, Vote For 1					
	Edward Kemper	84 81.55%	0 0.00%	0 0.00%	84 81.55%
	Dan C. Sneva (W)	19 18.45%	0 0.00%	0 0.00%	19 18.45%
	Cast Votes:	103 67.32%	0 0.00%	0 0.00%	103 67.32%
	Over Votes:	0 0.00%	0 0.00%	0 0.00%	0 0.00%
	Under Votes:	50 32.68%	0 0.00%	0 0.00%	50 32.68%
Hospital District #1, Commissioner Position 2, Vote For 1					
	Tim Raschko	93 100.00%	0 0.00%	0 0.00%	93 100.00%
	Cast Votes:	93 60.78%	0 0.00%	0 0.00%	93 60.78%
	Over Votes:	0 0.00%	0 0.00%	0 0.00%	0 0.00%
	Under Votes:	60 39.22%	0 0.00%	0 0.00%	60 39.22%
Hospital District #1, Commissioner Position 4, Vote For 1					
	James L. Hobbs Sr.	99 100.00%	0 0.00%	0 0.00%	99 100.00%
	Cast Votes:	99 64.71%	0 0.00%	0 0.00%	99 64.71%
	Over Votes:	0 0.00%	0 0.00%	0 0.00%	0 0.00%
	Under Votes:	54 35.29%	0 0.00%	0 0.00%	54 35.29%
Port of Skagit County, Commissioner District 1, Vote For 1					
	Kevin Ware	93 100.00%	0 0.00%	0 0.00%	93 100.00%
	Cast Votes:	93 60.78%	0 0.00%	0 0.00%	93 60.78%
	Over Votes:	0 0.00%	0 0.00%	0 0.00%	0 0.00%
	Under Votes:	60 39.22%	0 0.00%	0 0.00%	60 39.22%
Conway School District #317, Director Position 1, Vote For 1					
	Thom Sicklesteel	100 100.00%	0 0.00%	0 0.00%	100 100.00%
	Cast Votes:	100 65.36%	0 0.00%	0 0.00%	100 65.36%
	Over Votes:	0 0.00%	0 0.00%	0 0.00%	0 0.00%
	Under Votes:	53 34.64%	0 0.00%	0 0.00%	53 34.64%
Conway School District #317, Director Position 4, Short/Full Term, Vote For 1					
	Kay Cyr	97 100.00%	0 0.00%	0 0.00%	97 100.00%
	Cast Votes:	97 63.40%	0 0.00%	0 0.00%	97 63.40%
	Over Votes:	0 0.00%	0 0.00%	0 0.00%	0 0.00%
	Under Votes:	56 36.60%	0 0.00%	0 0.00%	56 36.60%
Conway School District #317, Director Position 5, Vote For 1					
	Jessica Bell Hinderstein	100 100.00%	0 0.00%	0 0.00%	100 100.00%
	Cast Votes:	100 65.36%	0 0.00%	0 0.00%	100 65.36%
	Over Votes:	0 0.00%	0 0.00%	0 0.00%	0 0.00%
	Under Votes:	53 34.64%	0 0.00%	0 0.00%	53 34.64%



200711270115
 Skagit County Auditor

Precinct Report — Official
Skagit County, Washington — 2007 General Election — November 06, 2007

Page 43 of 329

11/27/2007 10:43 AM

Total Number of Voters : 33,455 of 59,686 = 56.05%

Precincts Reporting 118 of 118 = 100.00%

Party	Candidate	Absentee	Early	Election	Total
Precinct 119 (Ballots Cast: 658)					
INITIATIVE MEASURE 960, Vote For 1					
	Yes	335 52.59%	0 0.00%	0 0.00%	335 52.59%
	No	302 47.41%	0 0.00%	0 0.00%	302 47.41%
	Cast Votes:	637 96.81%	0 0.00%	0 0.00%	637 96.81%
	Over Votes:	0 0.00%	0 0.00%	0 0.00%	0 0.00%
	Under Votes:	21 3.19%	0 0.00%	0 0.00%	21 3.19%
REFERENDUM MEASURE 67, Vote For 1					
	Approved	369 56.94%	0 0.00%	0 0.00%	369 56.94%
	Rejected	279 43.06%	0 0.00%	0 0.00%	279 43.06%
	Cast Votes:	648 98.48%	0 0.00%	0 0.00%	648 98.48%
	Over Votes:	0 0.00%	0 0.00%	0 0.00%	0 0.00%
	Under Votes:	10 1.52%	0 0.00%	0 0.00%	10 1.52%
ENGROSSED SUBSTITUTE SENATE JOINT RESOLUTION 8206, Vote For 1					
	Approved	427 68.65%	0 0.00%	0 0.00%	427 68.65%
	Rejected	195 31.35%	0 0.00%	0 0.00%	195 31.35%
	Cast Votes:	622 94.53%	0 0.00%	0 0.00%	622 94.53%
	Over Votes:	0 0.00%	0 0.00%	0 0.00%	0 0.00%
	Under Votes:	36 5.47%	0 0.00%	0 0.00%	36 5.47%
SENATE JOINT RESOLUTION 8212, Vote For 1					
	Approved	365 58.97%	0 0.00%	0 0.00%	365 58.97%
	Rejected	254 41.03%	0 0.00%	0 0.00%	254 41.03%
	Cast Votes:	619 94.07%	0 0.00%	0 0.00%	619 94.07%
	Over Votes:	0 0.00%	0 0.00%	0 0.00%	0 0.00%
	Under Votes:	39 5.93%	0 0.00%	0 0.00%	39 5.93%
ENGROSSED HOUSE JOINT RESOLUTION 4204, Vote For 1					
	Approved	297 45.55%	0 0.00%	0 0.00%	297 45.55%
	Rejected	355 54.45%	0 0.00%	0 0.00%	355 54.45%
	Cast Votes:	652 99.09%	0 0.00%	0 0.00%	652 99.09%
	Over Votes:	0 0.00%	0 0.00%	0 0.00%	0 0.00%
	Under Votes:	6 0.91%	0 0.00%	0 0.00%	6 0.91%
SUBSTITUTE HOUSE JOINT RESOLUTION 4215, Vote For 1					
	Approved	328 52.82%	0 0.00%	0 0.00%	328 52.82%
	Rejected	293 47.18%	0 0.00%	0 0.00%	293 47.18%
	Cast Votes:	621 94.38%	0 0.00%	0 0.00%	621 94.38%
	Over Votes:	0 0.00%	0 0.00%	0 0.00%	0 0.00%
	Under Votes:	37 5.62%	0 0.00%	0 0.00%	37 5.62%



200711270115
 Skagit County Auditor

Precinct Report — Official
Skagit County, Washington — 2007 General Election — November 06, 2007


Page 44 of 329

11/27/2007 10:43 AM

Total Number of Voters : 33,455 of 59,686 = 56.05%

Precincts Reporting 118 of 118 = 100.00%

Party	Candidate	Absentee	Early	Election	Total
Precinct 119 (Ballots Cast: 658)					
Cemetery District 2, Commissioner Position 2, Vote For 1					
	Lyle E. Mooney	400 100.00%	0 0.00%	0 0.00%	400 100.00%
	Cast Votes:	400 60.79%	0 0.00%	0 0.00%	400 60.79%
	Over Votes:	0 0.00%	0 0.00%	0 0.00%	0 0.00%
	Under Votes:	258 39.21%	0 0.00%	0 0.00%	258 39.21%
Fidalgo Park And Recreation District, Commissioner Position 1, Vote For 1					
	Bob Linder	403 100.00%	0 0.00%	0 0.00%	403 100.00%
	Cast Votes:	403 61.25%	0 0.00%	0 0.00%	403 61.25%
	Over Votes:	0 0.00%	0 0.00%	0 0.00%	0 0.00%
	Under Votes:	255 38.75%	0 0.00%	0 0.00%	255 38.75%
Fidalgo Park And Recreation District, Commissioner Position 4, Vote For 1					
	Kim Jenssen	410 100.00%	0 0.00%	0 0.00%	410 100.00%
	Cast Votes:	410 62.31%	0 0.00%	0 0.00%	410 62.31%
	Over Votes:	0 0.00%	0 0.00%	0 0.00%	0 0.00%
	Under Votes:	248 37.69%	0 0.00%	0 0.00%	248 37.69%
Fire District #11, Commissioner Position 1, Vote For 1					
	Dan Yount	279 100.00%	0 0.00%	0 0.00%	279 100.00%
	Cast Votes:	279 59.49%	0 0.00%	0 0.00%	279 59.49%
	Over Votes:	0 0.00%	0 0.00%	0 0.00%	0 0.00%
	Under Votes:	190 40.51%	0 0.00%	0 0.00%	190 40.51%
Fire District #13, Commissioner Position 1, Vote For 1					
	Jim Grove	136 79.53%	0 0.00%	0 0.00%	136 79.53%
	John Doyle	35 20.47%	0 0.00%	0 0.00%	35 20.47%
	Cast Votes:	171 90.48%	0 0.00%	0 0.00%	171 90.48%
	Over Votes:	0 0.00%	0 0.00%	0 0.00%	0 0.00%
	Under Votes:	18 9.52%	0 0.00%	0 0.00%	18 9.52%
Hospital District #2, Commissioner Position 4, Vote For 1					
	Laurie M. Gere	464 100.00%	0 0.00%	0 0.00%	464 100.00%
	Cast Votes:	464 70.52%	0 0.00%	0 0.00%	464 70.52%
	Over Votes:	0 0.00%	0 0.00%	0 0.00%	0 0.00%
	Under Votes:	194 29.48%	0 0.00%	0 0.00%	194 29.48%



200711270115
 Skagit County Auditor

Precinct Report — Official
Skagit County, Washington — 2007 General Election — November 06, 2007

Page 45 of 329

11/27/2007 10:43 AM

Total Number of Voters : 33,455 of 59,686 = 56.05%

Precincts Reporting 118 of 118 = 100.00%

Party	Candidate	Absentee	Early	Election	Total
Precinct 119 (Ballots Cast: 658)					
Hospital District #2, Commissioner Position 5, Vote For 1					
	Boyd Q. Veer	252 48.46%	0 0.00%	0 0.00%	252 48.46%
	Chip Bogosian	268 51.54%	0 0.00%	0 0.00%	268 51.54%
	Cast Votes:	520 79.03%	0 0.00%	0 0.00%	520 79.03%
	Over Votes:	0 0.00%	0 0.00%	0 0.00%	0 0.00%
	Under Votes:	138 20.97%	0 0.00%	0 0.00%	138 20.97%
Port of Anacortes, Commissioner District 3, Vote For 1					
	Steve Hopley	386 100.00%	0 0.00%	0 0.00%	386 100.00%
	Cast Votes:	386 58.66%	0 0.00%	0 0.00%	386 58.66%
	Over Votes:	0 0.00%	0 0.00%	0 0.00%	0 0.00%
	Under Votes:	272 41.34%	0 0.00%	0 0.00%	272 41.34%
Port of Anacortes, Commissioner District 4, Vote For 1					
	Pat D. Mooney	407 100.00%	0 0.00%	0 0.00%	407 100.00%
	Cast Votes:	407 61.85%	0 0.00%	0 0.00%	407 61.85%
	Over Votes:	0 0.00%	0 0.00%	0 0.00%	0 0.00%
	Under Votes:	251 38.15%	0 0.00%	0 0.00%	251 38.15%
Anacortes School District #103, Director Position 3, Vote For 1					
	Jeannette L. Papadakis	399 100.00%	0 0.00%	0 0.00%	399 100.00%
	Cast Votes:	399 60.64%	0 0.00%	0 0.00%	399 60.64%
	Over Votes:	0 0.00%	0 0.00%	0 0.00%	0 0.00%
	Under Votes:	259 39.36%	0 0.00%	0 0.00%	259 39.36%
Anacortes School District #103, Director Position 4, Vote For 1					
	Carol Pyke	408 100.00%	0 0.00%	0 0.00%	408 100.00%
	Cast Votes:	408 62.01%	0 0.00%	0 0.00%	408 62.01%
	Over Votes:	0 0.00%	0 0.00%	0 0.00%	0 0.00%
	Under Votes:	250 37.99%	0 0.00%	0 0.00%	250 37.99%
Anacortes School District #103, Director Position 5, Vote For 1					
	Chris V. Anderson	406 100.00%	0 0.00%	0 0.00%	406 100.00%
	Cast Votes:	406 61.70%	0 0.00%	0 0.00%	406 61.70%
	Over Votes:	0 0.00%	0 0.00%	0 0.00%	0 0.00%
	Under Votes:	252 38.30%	0 0.00%	0 0.00%	252 38.30%



200711270115

Skagit County Auditor

Precinct Report — Official
Skagit County, Washington — 2007 General Election — November 06, 2007

Page 46 of 329

11/27/2007 10:43 AM

Total Number of Voters : 33,455 of 59,686 = 56.05%

Precincts Reporting 118 of 118 = 100.00%

Party	Candidate	Absentee	Early	Election	Total
Precinct 120 (Ballots Cast: 26)					
INITIATIVE MEASURE 960, Vote For 1					
	Yes	12 46.15%	0 0.00%	0 0.00%	12 46.15%
	No	14 53.85%	0 0.00%	0 0.00%	14 53.85%
	Cast Votes:	26 100.00%	0 0.00%	0 0.00%	26 100.00%
	Over Votes:	0 0.00%	0 0.00%	0 0.00%	0 0.00%
	Under Votes:	0 0.00%	0 0.00%	0 0.00%	0 0.00%
REFERENDUM MEASURE 67, Vote For 1					
	Approved	12 46.15%	0 0.00%	0 0.00%	12 46.15%
	Rejected	14 53.85%	0 0.00%	0 0.00%	14 53.85%
	Cast Votes:	26 100.00%	0 0.00%	0 0.00%	26 100.00%
	Over Votes:	0 0.00%	0 0.00%	0 0.00%	0 0.00%
	Under Votes:	0 0.00%	0 0.00%	0 0.00%	0 0.00%
ENGROSSED SUBSTITUTE SENATE JOINT RESOLUTION 8206, Vote For 1					
	Approved	12 46.15%	0 0.00%	0 0.00%	12 46.15%
	Rejected	14 53.85%	0 0.00%	0 0.00%	14 53.85%
	Cast Votes:	26 100.00%	0 0.00%	0 0.00%	26 100.00%
	Over Votes:	0 0.00%	0 0.00%	0 0.00%	0 0.00%
	Under Votes:	0 0.00%	0 0.00%	0 0.00%	0 0.00%
SENATE JOINT RESOLUTION 8212, Vote For 1					
	Approved	15 57.69%	0 0.00%	0 0.00%	15 57.69%
	Rejected	11 42.31%	0 0.00%	0 0.00%	11 42.31%
	Cast Votes:	26 100.00%	0 0.00%	0 0.00%	26 100.00%
	Over Votes:	0 0.00%	0 0.00%	0 0.00%	0 0.00%
	Under Votes:	0 0.00%	0 0.00%	0 0.00%	0 0.00%
ENGROSSED HOUSE JOINT RESOLUTION 4204, Vote For 1					
	Approved	9 34.62%	0 0.00%	0 0.00%	9 34.62%
	Rejected	17 65.38%	0 0.00%	0 0.00%	17 65.38%
	Cast Votes:	26 100.00%	0 0.00%	0 0.00%	26 100.00%
	Over Votes:	0 0.00%	0 0.00%	0 0.00%	0 0.00%
	Under Votes:	0 0.00%	0 0.00%	0 0.00%	0 0.00%
SUBSTITUTE HOUSE JOINT RESOLUTION 4215, Vote For 1					
	Approved	11 42.31%	0 0.00%	0 0.00%	11 42.31%
	Rejected	15 57.69%	0 0.00%	0 0.00%	15 57.69%
	Cast Votes:	26 100.00%	0 0.00%	0 0.00%	26 100.00%
	Over Votes:	0 0.00%	0 0.00%	0 0.00%	0 0.00%
	Under Votes:	0 0.00%	0 0.00%	0 0.00%	0 0.00%



200711270115
 Skagit County Auditor

Precinct Report — Official
Skagit County, Washington — 2007 General Election — November 06, 2007


Page 47 of 329

11/27/2007 10:43 AM

Total Number of Voters : 33,455 of 59,686 = 56.05%

Precincts Reporting 118 of 118 = 100.00%

Party	Candidate	Absentee	Early	Election	Total
Precinct 120 (Ballots Cast: 26)					
	Fire District #01, Commissioner Position 1, Vote For 1				
	Sandy Saben	7 100.00%	0 0.00%	0 0.00%	7 100.00%
	Cast Votes:	7 100.00%	0 0.00%	0 0.00%	7 100.00%
	Over Votes:	0 0.00%	0 0.00%	0 0.00%	0 0.00%
	Under Votes:	0 0.00%	0 0.00%	0 0.00%	0 0.00%
	Fire District #01, Commissioner Position 2, 4 Year Unexpired Term, Vote For 1				
	Fred Clark	6 100.00%	0 0.00%	0 0.00%	6 100.00%
	Cast Votes:	6 85.71%	0 0.00%	0 0.00%	6 85.71%
	Over Votes:	0 0.00%	0 0.00%	0 0.00%	0 0.00%
	Under Votes:	1 14.29%	0 0.00%	0 0.00%	1 14.29%
	Fire District #09, Commissioner Position 1, Vote For 1				
	Robert G. Guy	18 100.00%	0 0.00%	0 0.00%	18 100.00%
	Cast Votes:	18 94.74%	0 0.00%	0 0.00%	18 94.74%
	Over Votes:	0 0.00%	0 0.00%	0 0.00%	0 0.00%
	Under Votes:	1 5.26%	0 0.00%	0 0.00%	1 5.26%
	Hospital District #1, Commissioner Position 2, Vote For 1				
	Tim Raschko	23 100.00%	0 0.00%	0 0.00%	23 100.00%
	Cast Votes:	23 88.46%	0 0.00%	0 0.00%	23 88.46%
	Over Votes:	0 0.00%	0 0.00%	0 0.00%	0 0.00%
	Under Votes:	3 11.54%	0 0.00%	0 0.00%	3 11.54%
	Hospital District #1, Commissioner Position 4, Vote For 1				
	James L. Hobbs Sr.	25 100.00%	0 0.00%	0 0.00%	25 100.00%
	Cast Votes:	25 96.15%	0 0.00%	0 0.00%	25 96.15%
	Over Votes:	0 0.00%	0 0.00%	0 0.00%	0 0.00%
	Under Votes:	1 3.85%	0 0.00%	0 0.00%	1 3.85%
	Port of Skagit County, Commissioner District 1, Vote For 1				
	Kevin Ware	23 100.00%	0 0.00%	0 0.00%	23 100.00%
	Cast Votes:	23 88.46%	0 0.00%	0 0.00%	23 88.46%
	Over Votes:	0 0.00%	0 0.00%	0 0.00%	0 0.00%
	Under Votes:	3 11.54%	0 0.00%	0 0.00%	3 11.54%
	Mount Vernon School District #320, Director District 1, Vote For 1				
	Laura Flores Cailloux	26 100.00%	0 0.00%	0 0.00%	26 100.00%
	Cast Votes:	26 100.00%	0 0.00%	0 0.00%	26 100.00%
	Over Votes:	0 0.00%	0 0.00%	0 0.00%	0 0.00%
	Under Votes:	0 0.00%	0 0.00%	0 0.00%	0 0.00%



11/27/2007 Page 86 of 368 2:48PM

Precinct Report — Official
Skagit County, Washington — 2007 General Election — November 06, 2007


Page 48 of 329

11/27/2007 10:43 AM

Total Number of Voters : 33,455 of 59,686 = 56.05%

Precincts Reporting 118 of 118 = 100.00%

Party	Candidate	Absentee	Early	Election	Total
Precinct 120 (Ballots Cast: 26)					
Mount Vernon School District #320, Director District 2, Vote For 1					
	Robert Coffey	25 100.00%	0 0.00%	0 0.00%	25 100.00%
	Cast Votes:	25 96.15%	0 0.00%	0 0.00%	25 96.15%
	Over Votes:	0 0.00%	0 0.00%	0 0.00%	0 0.00%
	Under Votes:	1 3.85%	0 0.00%	0 0.00%	1 3.85%
Mount Vernon School District #320, Director District 3, Vote For 1					
	T.J. Larrick	23 100.00%	0 0.00%	0 0.00%	23 100.00%
	Cast Votes:	23 88.46%	0 0.00%	0 0.00%	23 88.46%
	Over Votes:	0 0.00%	0 0.00%	0 0.00%	0 0.00%
	Under Votes:	3 11.54%	0 0.00%	0 0.00%	3 11.54%



200711270115
 Skagit County Auditor

Precinct Report — Official
Skagit County, Washington — 2007 General Election — November 06, 2007

Page 49 of 329

11/27/2007 10:43 AM

Total Number of Voters : 33,455 of 59,686 = 56.05%

Precincts Reporting 118 of 118 = 100.00%

Party	Candidate	Absentee	Early	Election	Total
Precinct 121 (Ballots Cast: 171)					
INITIATIVE MEASURE 960, Vote For 1					
	Yes	86 51.50%	0 0.00%	0 0.00%	86 51.50%
	No	81 48.50%	0 0.00%	0 0.00%	81 48.50%
	Cast Votes:	167 97.66%	0 0.00%	0 0.00%	167 97.66%
	Over Votes:	0 0.00%	0 0.00%	0 0.00%	0 0.00%
	Under Votes:	4 2.34%	0 0.00%	0 0.00%	4 2.34%
REFERENDUM MEASURE 67, Vote For 1					
	Approved	94 56.63%	0 0.00%	0 0.00%	94 56.63%
	Rejected	72 43.37%	0 0.00%	0 0.00%	72 43.37%
	Cast Votes:	166 97.08%	0 0.00%	0 0.00%	166 97.08%
	Over Votes:	0 0.00%	0 0.00%	0 0.00%	0 0.00%
	Under Votes:	5 2.92%	0 0.00%	0 0.00%	5 2.92%
ENGROSSED SUBSTITUTE SENATE JOINT RESOLUTION 8206, Vote For 1					
	Approved	106 67.52%	0 0.00%	0 0.00%	106 67.52%
	Rejected	51 32.48%	0 0.00%	0 0.00%	51 32.48%
	Cast Votes:	157 91.81%	0 0.00%	0 0.00%	157 91.81%
	Over Votes:	0 0.00%	0 0.00%	0 0.00%	0 0.00%
	Under Votes:	14 8.19%	0 0.00%	0 0.00%	14 8.19%
SENATE JOINT RESOLUTION 8212, Vote For 1					
	Approved	101 62.73%	0 0.00%	0 0.00%	101 62.73%
	Rejected	60 37.27%	0 0.00%	0 0.00%	60 37.27%
	Cast Votes:	161 94.15%	0 0.00%	0 0.00%	161 94.15%
	Over Votes:	0 0.00%	0 0.00%	0 0.00%	0 0.00%
	Under Votes:	10 5.85%	0 0.00%	0 0.00%	10 5.85%
ENGROSSED HOUSE JOINT RESOLUTION 4204, Vote For 1					
	Approved	89 54.27%	0 0.00%	0 0.00%	89 54.27%
	Rejected	75 45.73%	0 0.00%	0 0.00%	75 45.73%
	Cast Votes:	164 95.91%	0 0.00%	0 0.00%	164 95.91%
	Over Votes:	0 0.00%	0 0.00%	0 0.00%	0 0.00%
	Under Votes:	7 4.09%	0 0.00%	0 0.00%	7 4.09%
SUBSTITUTE HOUSE JOINT RESOLUTION 4215, Vote For 1					
	Approved	95 60.13%	0 0.00%	0 0.00%	95 60.13%
	Rejected	63 39.87%	0 0.00%	0 0.00%	63 39.87%
	Cast Votes:	158 92.40%	0 0.00%	0 0.00%	158 92.40%
	Over Votes:	0 0.00%	0 0.00%	0 0.00%	0 0.00%
	Under Votes:	13 7.60%	0 0.00%	0 0.00%	13 7.60%



200711270115
 Skagit County Auditor

11/27/2007 Page 88 of 368 2:48PM

Precinct Report — Official
Skagit County, Washington — 2007 General Election — November 06, 2007

Total Number of Voters : 33,455 of 59,686 = 56.05%

Precincts Reporting 118 of 118 = 100.00%

Party	Candidate	Absentee	Early	Election	Total
Precinct 121 (Ballots Cast: 171)					
Cemetery District 1, Commissioner Position 2, Vote For 1					
	John F. Hastings	134 100.00%	0 0.00%	0 0.00%	134 100.00%
	Cast Votes:	134 83.23%	0 0.00%	0 0.00%	134 83.23%
	Over Votes:	0 0.00%	0 0.00%	0 0.00%	0 0.00%
	Under Votes:	27 16.77%	0 0.00%	0 0.00%	27 16.77%
Fire District #02, Commissioner Position 1, Vote For 1					
	Ken Anderson	28 100.00%	0 0.00%	0 0.00%	28 100.00%
	Cast Votes:	28 84.85%	0 0.00%	0 0.00%	28 84.85%
	Over Votes:	0 0.00%	0 0.00%	0 0.00%	0 0.00%
	Under Votes:	5 15.15%	0 0.00%	0 0.00%	5 15.15%
Fire District #13, Commissioner Position 1, Vote For 1					
	Jim Grove	42 36.52%	0 0.00%	0 0.00%	42 36.52%
	John Doyle	73 63.48%	0 0.00%	0 0.00%	73 63.48%
	Cast Votes:	115 89.84%	0 0.00%	0 0.00%	115 89.84%
	Over Votes:	0 0.00%	0 0.00%	0 0.00%	0 0.00%
	Under Votes:	13 10.16%	0 0.00%	0 0.00%	13 10.16%
Port of Skagit County, Commissioner District 1, Vote For 1					
	Kevin Ware	126 100.00%	0 0.00%	0 0.00%	126 100.00%
	Cast Votes:	126 73.68%	0 0.00%	0 0.00%	126 73.68%
	Over Votes:	0 0.00%	0 0.00%	0 0.00%	0 0.00%
	Under Votes:	45 26.32%	0 0.00%	0 0.00%	45 26.32%
LaConner School District #311, Director District 1, Vote For 1					
	Gretchen McCauley	134 100.00%	0 0.00%	0 0.00%	134 100.00%
	Cast Votes:	134 78.36%	0 0.00%	0 0.00%	134 78.36%
	Over Votes:	0 0.00%	0 0.00%	0 0.00%	0 0.00%
	Under Votes:	37 21.64%	0 0.00%	0 0.00%	37 21.64%
LaConner School District #311, Director District 2, Vote For 1					
	Janie Beasley	135 100.00%	0 0.00%	0 0.00%	135 100.00%
	Cast Votes:	135 78.95%	0 0.00%	0 0.00%	135 78.95%
	Over Votes:	0 0.00%	0 0.00%	0 0.00%	0 0.00%
	Under Votes:	36 21.05%	0 0.00%	0 0.00%	36 21.05%
LaConner School District #311, Director District 4, Vote For 1					
	Rick Thompson	134 100.00%	0 0.00%	0 0.00%	134 100.00%
	Cast Votes:	134 78.36%	0 0.00%	0 0.00%	134 78.36%
	Over Votes:	0 0.00%	0 0.00%	0 0.00%	0 0.00%
	Under Votes:	37 21.64%	0 0.00%	0 0.00%	37 21.64%



200711270115
 Skagit County Auditor

Precinct Report — Official
Skagit County, Washington — 2007 General Election — November 06, 2007


Page 51 of 329

11/27/2007 10:43 AM

Total Number of Voters : 33,455 of 59,686 = 56.05%

Precincts Reporting 118 of 118 = 100.00%

Party	Candidate	Absentee	Early	Election	Total
Precinct 122 (Ballots Cast: 248)					
INITIATIVE MEASURE 960, Vote For 1					
	Yes	108 45.38%	0 0.00%	0 0.00%	108 45.38%
	No	130 54.62%	0 0.00%	0 0.00%	130 54.62%
	Cast Votes:	238 95.97%	0 0.00%	0 0.00%	238 95.97%
	Over Votes:	0 0.00%	0 0.00%	0 0.00%	0 0.00%
	Under Votes:	10 4.03%	0 0.00%	0 0.00%	10 4.03%
REFERENDUM MEASURE 67, Vote For 1					
	Approved	125 51.23%	0 0.00%	0 0.00%	125 51.23%
	Rejected	119 48.77%	0 0.00%	0 0.00%	119 48.77%
	Cast Votes:	244 98.39%	0 0.00%	0 0.00%	244 98.39%
	Over Votes:	0 0.00%	0 0.00%	0 0.00%	0 0.00%
	Under Votes:	4 1.61%	0 0.00%	0 0.00%	4 1.61%
ENGROSSED SUBSTITUTE SENATE JOINT RESOLUTION 8206, Vote For 1					
	Approved	139 58.65%	0 0.00%	0 0.00%	139 58.65%
	Rejected	98 41.35%	0 0.00%	0 0.00%	98 41.35%
	Cast Votes:	237 95.56%	0 0.00%	0 0.00%	237 95.56%
	Over Votes:	0 0.00%	0 0.00%	0 0.00%	0 0.00%
	Under Votes:	11 4.44%	0 0.00%	0 0.00%	11 4.44%
SENATE JOINT RESOLUTION 8212, Vote For 1					
	Approved	145 63.32%	0 0.00%	0 0.00%	145 63.32%
	Rejected	84 36.68%	0 0.00%	0 0.00%	84 36.68%
	Cast Votes:	229 92.34%	0 0.00%	0 0.00%	229 92.34%
	Over Votes:	0 0.00%	0 0.00%	0 0.00%	0 0.00%
	Under Votes:	19 7.66%	0 0.00%	0 0.00%	19 7.66%
ENGROSSED HOUSE JOINT RESOLUTION 4204, Vote For 1					
	Approved	96 39.51%	0 0.00%	0 0.00%	96 39.51%
	Rejected	147 60.49%	0 0.00%	0 0.00%	147 60.49%
	Cast Votes:	243 97.98%	0 0.00%	0 0.00%	243 97.98%
	Over Votes:	0 0.00%	0 0.00%	0 0.00%	0 0.00%
	Under Votes:	5 2.02%	0 0.00%	0 0.00%	5 2.02%
SUBSTITUTE HOUSE JOINT RESOLUTION 4215, Vote For 1					
	Approved	117 50.65%	0 0.00%	0 0.00%	117 50.65%
	Rejected	114 49.35%	0 0.00%	0 0.00%	114 49.35%
	Cast Votes:	231 93.15%	0 0.00%	0 0.00%	231 93.15%
	Over Votes:	0 0.00%	0 0.00%	0 0.00%	0 0.00%
	Under Votes:	17 6.85%	0 0.00%	0 0.00%	17 6.85%



200711270115
 Skagit County Auditor

Precinct Report — Official
Skagit County, Washington — 2007 General Election — November 06, 2007

Page 52 of 329

11/27/2007 10:43 AM

Total Number of Voters : 33,455 of 59,686 = 56.05%

Precincts Reporting 118 of 118 = 100.00%

Party	Candidate	Absentee	Early	Election	Total
Precinct 122 (Ballots Cast: 248)					
Cemetery District 4, Commissioner Position 1, Two Year Unexplred Term, Vote For 1					
	Claire H. Hansen	169 100.00%	0 0.00%	0 0.00%	169 100.00%
	Cast Votes:	169 68.15%	0 0.00%	0 0.00%	169 68.15%
	Over Votes:	0 0.00%	0 0.00%	0 0.00%	0 0.00%
	Under Votes:	79 31.85%	0 0.00%	0 0.00%	79 31.85%
Cemetery District 4, Commissioner Position 2, Vote For 1					
	Michael D. Bridgman	185 100.00%	0 0.00%	0 0.00%	185 100.00%
	Cast Votes:	185 74.60%	0 0.00%	0 0.00%	185 74.60%
	Over Votes:	0 0.00%	0 0.00%	0 0.00%	0 0.00%
	Under Votes:	63 25.40%	0 0.00%	0 0.00%	63 25.40%
Fire District #05, Commissioner Position 1, Short/Full Term, Vote For 1					
	Gerald H. "Jerry" Anderson	173 100.00%	0 0.00%	0 0.00%	173 100.00%
	Cast Votes:	173 69.76%	0 0.00%	0 0.00%	173 69.76%
	Over Votes:	0 0.00%	0 0.00%	0 0.00%	0 0.00%
	Under Votes:	75 30.24%	0 0.00%	0 0.00%	75 30.24%
Hospital District #304, Commissioner Position 3, Vote For 1					
	Gary L. Kent	153 100.00%	0 0.00%	0 0.00%	153 100.00%
	Cast Votes:	153 61.69%	0 0.00%	0 0.00%	153 61.69%
	Over Votes:	0 0.00%	0 0.00%	0 0.00%	0 0.00%
	Under Votes:	95 38.31%	0 0.00%	0 0.00%	95 38.31%
Hospital District #304, Commissioner Position 5, Vote For 1					
	Robert M. Stanley	152 100.00%	0 0.00%	0 0.00%	152 100.00%
	Cast Votes:	152 61.29%	0 0.00%	0 0.00%	152 61.29%
	Over Votes:	0 0.00%	0 0.00%	0 0.00%	0 0.00%
	Under Votes:	96 38.71%	0 0.00%	0 0.00%	96 38.71%
Port of Anacortes, Commissioner District 3, Vote For 1					
	Steve Hopley	15 100.00%	0 0.00%	0 0.00%	15 100.00%
	Cast Votes:	15 83.33%	0 0.00%	0 0.00%	15 83.33%
	Over Votes:	0 0.00%	0 0.00%	0 0.00%	0 0.00%
	Under Votes:	3 16.67%	0 0.00%	0 0.00%	3 16.67%
Port of Anacortes, Commissioner District 4, Vote For 1					
	Pat D. Mooney	12 100.00%	0 0.00%	0 0.00%	12 100.00%
	Cast Votes:	12 66.67%	0 0.00%	0 0.00%	12 66.67%
	Over Votes:	0 0.00%	0 0.00%	0 0.00%	0 0.00%
	Under Votes:	6 33.33%	0 0.00%	0 0.00%	6 33.33%



200711270115
 Skagit County Auditor

11/27/2007 Page 91 of 368 2:48PM

Precinct Report — Official
Skagit County, Washington — 2007 General Election — November 06, 2007

Page 53 of 329

11/27/2007 10:43 AM

Total Number of Voters : 33,455 of 59,686 = 56.05%

Precincts Reporting 118 of 118 = 100.00%

Party	Candidate	Absentee	Early	Election	Total
-------	-----------	----------	-------	----------	-------

Precinct 122 (Ballots Cast: 248)

Port of Skagit County, Commissioner District 1, Vote For 1									
Kevin Ware	141	100.00%	0	0.00%	0	0.00%	141	100.00%	
Cast Votes:	141	61.30%	0	0.00%	0	0.00%	141	61.30%	
Over Votes:	0	0.00%	0	0.00%	0	0.00%	0	0.00%	
Under Votes:	89	38.70%	0	0.00%	0	0.00%	89	38.70%	
Burlington School District #100, Director District 1, Vote For 1									
Martin H. Lopez	155	100.00%	0	0.00%	0	0.00%	155	100.00%	
Cast Votes:	155	62.50%	0	0.00%	0	0.00%	155	62.50%	
Over Votes:	0	0.00%	0	0.00%	0	0.00%	0	0.00%	
Under Votes:	93	37.50%	0	0.00%	0	0.00%	93	37.50%	
Burlington School District #100, Director District 3, Vote For 1									
Tim Loving	80	39.80%	0	0.00%	0	0.00%	80	39.80%	
Bill Wallace	121	60.20%	0	0.00%	0	0.00%	121	60.20%	
Cast Votes:	201	81.05%	0	0.00%	0	0.00%	201	81.05%	
Over Votes:	0	0.00%	0	0.00%	0	0.00%	0	0.00%	
Under Votes:	47	18.95%	0	0.00%	0	0.00%	47	18.95%	
Burlington School District #100, Director District 4, Vote For 1									
Liza Peth Bott	174	100.00%	0	0.00%	0	0.00%	174	100.00%	
Cast Votes:	174	70.16%	0	0.00%	0	0.00%	174	70.16%	
Over Votes:	0	0.00%	0	0.00%	0	0.00%	0	0.00%	
Under Votes:	74	29.84%	0	0.00%	0	0.00%	74	29.84%	



200711270115
 Skagit County Auditor

11/27/2007 Page 92 of 368 2:48PM

Precinct Report — Official
Skagit County, Washington — 2007 General Election — November 06, 2007

Page 54 of 329

11/27/2007 10:43 AM

Total Number of Voters : 33,455 of 59,686 = 56.05%

Precincts Reporting 118 of 118 = 100.00%

Party	Candidate	Absentee	Early	Election	Total
Precinct 124 (Ballots Cast: 170)					
INITIATIVE MEASURE 960, Vote For 1					
	Yes	79 48.17%	0 0.00%	0 0.00%	79 48.17%
	No	85 51.83%	0 0.00%	0 0.00%	85 51.83%
	Cast Votes:	164 96.47%	0 0.00%	0 0.00%	164 96.47%
	Over Votes:	0 0.00%	0 0.00%	0 0.00%	0 0.00%
	Under Votes:	6 3.53%	0 0.00%	0 0.00%	6 3.53%
REFERENDUM MEASURE 67, Vote For 1					
	Approved	96 57.49%	0 0.00%	0 0.00%	96 57.49%
	Rejected	71 42.51%	0 0.00%	0 0.00%	71 42.51%
	Cast Votes:	167 98.24%	0 0.00%	0 0.00%	167 98.24%
	Over Votes:	0 0.00%	0 0.00%	0 0.00%	0 0.00%
	Under Votes:	3 1.76%	0 0.00%	0 0.00%	3 1.76%
ENGROSSED SUBSTITUTE SENATE JOINT RESOLUTION 8206, Vote For 1					
	Approved	99 64.29%	0 0.00%	0 0.00%	99 64.29%
	Rejected	55 35.71%	0 0.00%	0 0.00%	55 35.71%
	Cast Votes:	154 90.59%	0 0.00%	0 0.00%	154 90.59%
	Over Votes:	0 0.00%	0 0.00%	0 0.00%	0 0.00%
	Under Votes:	16 9.41%	0 0.00%	0 0.00%	16 9.41%
SENATE JOINT RESOLUTION 8212, Vote For 1					
	Approved	101 63.52%	0 0.00%	0 0.00%	101 63.52%
	Rejected	58 36.48%	0 0.00%	0 0.00%	58 36.48%
	Cast Votes:	159 93.53%	0 0.00%	0 0.00%	159 93.53%
	Over Votes:	0 0.00%	0 0.00%	0 0.00%	0 0.00%
	Under Votes:	11 6.47%	0 0.00%	0 0.00%	11 6.47%
ENGROSSED HOUSE JOINT RESOLUTION 4204, Vote For 1					
	Approved	67 40.61%	0 0.00%	0 0.00%	67 40.61%
	Rejected	98 59.39%	0 0.00%	0 0.00%	98 59.39%
	Cast Votes:	165 97.06%	0 0.00%	0 0.00%	165 97.06%
	Over Votes:	0 0.00%	0 0.00%	0 0.00%	0 0.00%
	Under Votes:	5 2.94%	0 0.00%	0 0.00%	5 2.94%
SUBSTITUTE HOUSE JOINT RESOLUTION 4215, Vote For 1					
	Approved	79 51.30%	0 0.00%	0 0.00%	79 51.30%
	Rejected	75 48.70%	0 0.00%	0 0.00%	75 48.70%
	Cast Votes:	154 90.59%	0 0.00%	0 0.00%	154 90.59%
	Over Votes:	0 0.00%	0 0.00%	0 0.00%	0 0.00%
	Under Votes:	16 9.41%	0 0.00%	0 0.00%	16 9.41%



200711270115
 Skagit County Auditor

Precinct Report — Official
Skagit County, Washington — 2007 General Election — November 06, 2007

Page 55 of 329

11/27/2007 10:43 AM

Total Number of Voters : 33,455 of 59,686 = 56.05%

Precincts Reporting 118 of 118 = 100.00%

Party	Candidate	Absentee	Early	Election	Total
Precinct 124 (Ballots Cast: 170)					
Cemetery District 1, Commissioner Position 2, Vote For 1					
	John F. Hastings	119 100.00%	0 0.00%	0 0.00%	119 100.00%
	Cast Votes:	119 70.00%	0 0.00%	0 0.00%	119 70.00%
	Over Votes:	0 0.00%	0 0.00%	0 0.00%	0 0.00%
	Under Votes:	51 30.00%	0 0.00%	0 0.00%	51 30.00%
Fire District #03, Commissioner Position 1, Vote For 1					
	Edward Kemper	114 92.68%	0 0.00%	0 0.00%	114 92.68%
	Dan C. Sneva (W)	9 7.32%	0 0.00%	0 0.00%	9 7.32%
	Cast Votes:	123 72.35%	0 0.00%	0 0.00%	123 72.35%
	Over Votes:	0 0.00%	0 0.00%	0 0.00%	0 0.00%
	Under Votes:	47 27.65%	0 0.00%	0 0.00%	47 27.65%
Hospital District #1, Commissioner Position 2, Vote For 1					
	Tim Raschko	108 100.00%	0 0.00%	0 0.00%	108 100.00%
	Cast Votes:	108 73.47%	0 0.00%	0 0.00%	108 73.47%
	Over Votes:	0 0.00%	0 0.00%	0 0.00%	0 0.00%
	Under Votes:	39 26.53%	0 0.00%	0 0.00%	39 26.53%
Hospital District #1, Commissioner Position 4, Vote For 1					
	James L. Hobbs Sr.	109 100.00%	0 0.00%	0 0.00%	109 100.00%
	Cast Votes:	109 74.15%	0 0.00%	0 0.00%	109 74.15%
	Over Votes:	0 0.00%	0 0.00%	0 0.00%	0 0.00%
	Under Votes:	38 25.85%	0 0.00%	0 0.00%	38 25.85%
Port of Skagit County, Commissioner District 1, Vote For 1					
	Kevin Ware	125 100.00%	0 0.00%	0 0.00%	125 100.00%
	Cast Votes:	125 73.53%	0 0.00%	0 0.00%	125 73.53%
	Over Votes:	0 0.00%	0 0.00%	0 0.00%	0 0.00%
	Under Votes:	45 26.47%	0 0.00%	0 0.00%	45 26.47%
Conway School District #317, Director Position 1, Vote For 1					
	Thom Sickelsteel	125 100.00%	0 0.00%	0 0.00%	125 100.00%
	Cast Votes:	125 73.53%	0 0.00%	0 0.00%	125 73.53%
	Over Votes:	0 0.00%	0 0.00%	0 0.00%	0 0.00%
	Under Votes:	45 26.47%	0 0.00%	0 0.00%	45 26.47%
Conway School District #317, Director Position 4, Short/Full Term, Vote For 1					
	Kay Cyr	120 100.00%	0 0.00%	0 0.00%	120 100.00%
	Cast Votes:	120 70.59%	0 0.00%	0 0.00%	120 70.59%
	Over Votes:	0 0.00%	0 0.00%	0 0.00%	0 0.00%
	Under Votes:	50 29.41%	0 0.00%	0 0.00%	50 29.41%



200711270115
 Skagit County Auditor

Precinct Report — Official
Skagit County, Washington — 2007 General Election — November 06, 2007


Page 56 of 329

11/27/2007 10:43 AM

Total Number of Voters : 33,455 of 59,686 = 56.05%

Precincts Reporting 118 of 118 = 100.00%

Party	Candidate	Absentee	Early	Election	Total
Precinct 124 (Ballots Cast: 170)					
Conway School District #317, Director Position 5, Vote For 1					
	Jessica Bell Hinderstein	116 100.00%	0 0.00%	0 0.00%	116 100.00%
	Cast Votes:	116 68.24%	0 0.00%	0 0.00%	116 68.24%
	Over Votes:	0 0.00%	0 0.00%	0 0.00%	0 0.00%
	Under Votes:	54 31.76%	0 0.00%	0 0.00%	54 31.76%



200711270115
 Skagit County Auditor

11/27/2007 Page 95 of 368 2:48PM

Precinct Report — Official
Skagit County, Washington — 2007 General Election — November 06, 2007

Page 57 of 329

11/27/2007 10:43 AM

Total Number of Voters : 33,455 of 59,686 = 56.05%

Precincts Reporting 118 of 118 = 100.00%

Party	Candidate	Absentee	Early	Election	Total
Precinct 125 (Ballots Cast: 415)					
INITIATIVE MEASURE 960, Vote For 1					
	Yes	252 61.46%	0 0.00%	0 0.00%	252 61.46%
	No	158 38.54%	0 0.00%	0 0.00%	158 38.54%
	Cast Votes:	410 98.80%	0 0.00%	0 0.00%	410 98.80%
	Over Votes:	0 0.00%	0 0.00%	0 0.00%	0 0.00%
	Under Votes:	5 1.20%	0 0.00%	0 0.00%	5 1.20%
REFERENDUM MEASURE 67, Vote For 1					
	Approved	221 54.43%	0 0.00%	0 0.00%	221 54.43%
	Rejected	185 45.57%	0 0.00%	0 0.00%	185 45.57%
	Cast Votes:	406 97.83%	0 0.00%	0 0.00%	406 97.83%
	Over Votes:	0 0.00%	0 0.00%	0 0.00%	0 0.00%
	Under Votes:	9 2.17%	0 0.00%	0 0.00%	9 2.17%
ENGROSSED SUBSTITUTE SENATE JOINT RESOLUTION 8206, Vote For 1					
	Approved	259 64.75%	0 0.00%	0 0.00%	259 64.75%
	Rejected	141 35.25%	0 0.00%	0 0.00%	141 35.25%
	Cast Votes:	400 96.39%	0 0.00%	0 0.00%	400 96.39%
	Over Votes:	0 0.00%	0 0.00%	0 0.00%	0 0.00%
	Under Votes:	15 3.61%	0 0.00%	0 0.00%	15 3.61%
SENATE JOINT RESOLUTION 8212, Vote For 1					
	Approved	219 54.61%	0 0.00%	0 0.00%	219 54.61%
	Rejected	182 45.39%	0 0.00%	0 0.00%	182 45.39%
	Cast Votes:	401 96.63%	0 0.00%	0 0.00%	401 96.63%
	Over Votes:	0 0.00%	0 0.00%	0 0.00%	0 0.00%
	Under Votes:	14 3.37%	0 0.00%	0 0.00%	14 3.37%
ENGROSSED HOUSE JOINT RESOLUTION 4204, Vote For 1					
	Approved	134 32.45%	0 0.00%	0 0.00%	134 32.45%
	Rejected	279 67.55%	0 0.00%	0 0.00%	279 67.55%
	Cast Votes:	413 99.52%	0 0.00%	0 0.00%	413 99.52%
	Over Votes:	0 0.00%	0 0.00%	0 0.00%	0 0.00%
	Under Votes:	2 0.48%	0 0.00%	0 0.00%	2 0.48%
SUBSTITUTE HOUSE JOINT RESOLUTION 4215, Vote For 1					
	Approved	159 39.75%	0 0.00%	0 0.00%	159 39.75%
	Rejected	241 60.25%	0 0.00%	0 0.00%	241 60.25%
	Cast Votes:	400 96.39%	0 0.00%	0 0.00%	400 96.39%
	Over Votes:	0 0.00%	0 0.00%	0 0.00%	0 0.00%
	Under Votes:	15 3.61%	0 0.00%	0 0.00%	15 3.61%



200711270115
 Skagit County Auditor

Precinct Report — Official
Skagit County, Washington — 2007 General Election — November 06, 2007

Page 58 of 329

11/27/2007 10:43 AM

Total Number of Voters : 33,455 of 59,686 = 56.05%

Precincts Reporting 118 of 118 = 100.00%

Party	Candidate	Absentee	Early	Election	Total
Precinct 125 (Ballots Cast: 415)					
Fire District #08, Commissioner Position 1, Vote For 1					
	Jim Kennedy	293 100.00%	0 0.00%	0 0.00%	293 100.00%
	Cast Votes:	293 70.60%	0 0.00%	0 0.00%	293 70.60%
	Over Votes:	0 0.00%	0 0.00%	0 0.00%	0 0.00%
	Under Votes:	122 29.40%	0 0.00%	0 0.00%	122 29.40%
Hospital District #304, Commissioner Position 3, Vote For 1					
	Gary L. Kent	286 100.00%	0 0.00%	0 0.00%	286 100.00%
	Cast Votes:	286 68.92%	0 0.00%	0 0.00%	286 68.92%
	Over Votes:	0 0.00%	0 0.00%	0 0.00%	0 0.00%
	Under Votes:	129 31.08%	0 0.00%	0 0.00%	129 31.08%
Hospital District #304, Commissioner Position 5, Vote For 1					
	Robert M. Stanley	286 100.00%	0 0.00%	0 0.00%	286 100.00%
	Cast Votes:	286 68.92%	0 0.00%	0 0.00%	286 68.92%
	Over Votes:	0 0.00%	0 0.00%	0 0.00%	0 0.00%
	Under Votes:	129 31.08%	0 0.00%	0 0.00%	129 31.08%
Port of Skagit County, Commissioner District 1, Vote For 1					
	Kevin Ware	289 100.00%	0 0.00%	0 0.00%	289 100.00%
	Cast Votes:	289 69.64%	0 0.00%	0 0.00%	289 69.64%
	Over Votes:	0 0.00%	0 0.00%	0 0.00%	0 0.00%
	Under Votes:	126 30.36%	0 0.00%	0 0.00%	126 30.36%
Sedro-Woolley School District #101, Director District 2, Vote For 1					
	Tim Howland	297 100.00%	0 0.00%	0 0.00%	297 100.00%
	Cast Votes:	297 71.57%	0 0.00%	0 0.00%	297 71.57%
	Over Votes:	0 0.00%	0 0.00%	0 0.00%	0 0.00%
	Under Votes:	118 28.43%	0 0.00%	0 0.00%	118 28.43%
Sedro-Woolley School District #101, Director District 3, Vote For 1					
	Rich Weyrich	295 100.00%	0 0.00%	0 0.00%	295 100.00%
	Cast Votes:	295 71.08%	0 0.00%	0 0.00%	295 71.08%
	Over Votes:	0 0.00%	0 0.00%	0 0.00%	0 0.00%
	Under Votes:	120 28.92%	0 0.00%	0 0.00%	120 28.92%



200711270115
 Skagit County Auditor

Precinct Report — Official
Skagit County, Washington — 2007 General Election — November 06, 2007

Page 59 of 329

11/27/2007 10:43 AM

Total Number of Voters : 33,455 of 59,686 = 56.05%

Precincts Reporting 118 of 118 = 100.00%

Party	Candidate	Absentee	Early	Election	Total
Precinct 126 (Ballots Cast: 404)					
INITIATIVE MEASURE 960, Vote For 1					
	Yes	251 63.71%	0 0.00%	0 0.00%	251 63.71%
	No	143 36.29%	0 0.00%	0 0.00%	143 36.29%
	Cast Votes:	394 97.52%	0 0.00%	0 0.00%	394 97.52%
	Over Votes:	0 0.00%	0 0.00%	0 0.00%	0 0.00%
	Under Votes:	10 2.48%	0 0.00%	0 0.00%	10 2.48%
REFERENDUM MEASURE 67, Vote For 1					
	Approved	185 46.48%	0 0.00%	0 0.00%	185 46.48%
	Rejected	213 53.52%	0 0.00%	0 0.00%	213 53.52%
	Cast Votes:	398 98.51%	0 0.00%	0 0.00%	398 98.51%
	Over Votes:	0 0.00%	0 0.00%	0 0.00%	0 0.00%
	Under Votes:	6 1.49%	0 0.00%	0 0.00%	6 1.49%
ENGROSSED SUBSTITUTE SENATE JOINT RESOLUTION 8206, Vote For 1					
	Approved	252 64.95%	0 0.00%	0 0.00%	252 64.95%
	Rejected	136 35.05%	0 0.00%	0 0.00%	136 35.05%
	Cast Votes:	388 96.04%	0 0.00%	0 0.00%	388 96.04%
	Over Votes:	0 0.00%	0 0.00%	0 0.00%	0 0.00%
	Under Votes:	16 3.96%	0 0.00%	0 0.00%	16 3.96%
SENATE JOINT RESOLUTION 8212, Vote For 1					
	Approved	188 48.33%	0 0.00%	0 0.00%	188 48.33%
	Rejected	201 51.67%	0 0.00%	0 0.00%	201 51.67%
	Cast Votes:	389 96.29%	0 0.00%	0 0.00%	389 96.29%
	Over Votes:	0 0.00%	0 0.00%	0 0.00%	0 0.00%
	Under Votes:	15 3.71%	0 0.00%	0 0.00%	15 3.71%
ENGROSSED HOUSE JOINT RESOLUTION 4204, Vote For 1					
	Approved	126 31.42%	0 0.00%	0 0.00%	126 31.42%
	Rejected	275 68.58%	0 0.00%	0 0.00%	275 68.58%
	Cast Votes:	401 99.26%	0 0.00%	0 0.00%	401 99.26%
	Over Votes:	0 0.00%	0 0.00%	0 0.00%	0 0.00%
	Under Votes:	3 0.74%	0 0.00%	0 0.00%	3 0.74%
SUBSTITUTE HOUSE JOINT RESOLUTION 4215, Vote For 1					
	Approved	164 42.49%	0 0.00%	0 0.00%	164 42.49%
	Rejected	222 57.51%	0 0.00%	0 0.00%	222 57.51%
	Cast Votes:	386 95.54%	0 0.00%	0 0.00%	386 95.54%
	Over Votes:	0 0.00%	0 0.00%	0 0.00%	0 0.00%
	Under Votes:	18 4.46%	0 0.00%	0 0.00%	18 4.46%



200711270115
 Skagit County Auditor

Precinct Report — Official
Skagit County, Washington — 2007 General Election — November 06, 2007

Page 60 of 329

11/27/2007 10:43 AM

Total Number of Voters : 33,455 of 59,686 = 56.05%

Precincts Reporting 118 of 118 = 100.00%

Party	Candidate	Absentee	Early	Election	Total
Precinct 126 (Ballots Cast: 404)					
Fire District #06, Commissioner Position 1, Vote For 1					
	Trevor Ford	259 100.00%	0 0.00%	0 0.00%	259 100.00%
	Cast Votes:	259 64.11%	0 0.00%	0 0.00%	259 64.11%
	Over Votes:	1 0.25%	0 0.00%	0 0.00%	1 0.25%
	Under Votes:	144 35.64%	0 0.00%	0 0.00%	144 35.64%
Hospital District #304, Commissioner Position 3, Vote For 1					
	Gary L. Kent	254 100.00%	0 0.00%	0 0.00%	254 100.00%
	Cast Votes:	254 62.87%	0 0.00%	0 0.00%	254 62.87%
	Over Votes:	0 0.00%	0 0.00%	0 0.00%	0 0.00%
	Under Votes:	150 37.13%	0 0.00%	0 0.00%	150 37.13%
Hospital District #304, Commissioner Position 5, Vote For 1					
	Robert M. Stanley	257 100.00%	0 0.00%	0 0.00%	257 100.00%
	Cast Votes:	257 63.61%	0 0.00%	0 0.00%	257 63.61%
	Over Votes:	0 0.00%	0 0.00%	0 0.00%	0 0.00%
	Under Votes:	147 36.39%	0 0.00%	0 0.00%	147 36.39%
Port of Skagit County, Commissioner District 1, Vote For 1					
	Kevin Ware	254 100.00%	0 0.00%	0 0.00%	254 100.00%
	Cast Votes:	254 62.87%	0 0.00%	0 0.00%	254 62.87%
	Over Votes:	0 0.00%	0 0.00%	0 0.00%	0 0.00%
	Under Votes:	150 37.13%	0 0.00%	0 0.00%	150 37.13%
Burlington School District #100, Director District 1, Vote For 1					
	Martin H. Lopez	268 100.00%	0 0.00%	0 0.00%	268 100.00%
	Cast Votes:	268 66.34%	0 0.00%	0 0.00%	268 66.34%
	Over Votes:	0 0.00%	0 0.00%	0 0.00%	0 0.00%
	Under Votes:	136 33.66%	0 0.00%	0 0.00%	136 33.66%
Burlington School District #100, Director District 3, Vote For 1					
	Tim Loving	157 46.87%	0 0.00%	0 0.00%	157 46.87%
	Bill Wallace	178 53.13%	0 0.00%	0 0.00%	178 53.13%
	Cast Votes:	335 82.92%	0 0.00%	0 0.00%	335 82.92%
	Over Votes:	0 0.00%	0 0.00%	0 0.00%	0 0.00%
	Under Votes:	69 17.08%	0 0.00%	0 0.00%	69 17.08%
Burlington School District #100, Director District 4, Vote For 1					
	Liza Peth Bott	268 100.00%	0 0.00%	0 0.00%	268 100.00%
	Cast Votes:	268 66.34%	0 0.00%	0 0.00%	268 66.34%
	Over Votes:	0 0.00%	0 0.00%	0 0.00%	0 0.00%
	Under Votes:	136 33.66%	0 0.00%	0 0.00%	136 33.66%



200711270115
 Skagit County Auditor

Precinct Report — Official
Skagit County, Washington — 2007 General Election — November 06, 2007

Page 61 of 329

11/27/2007 10:43 AM

Total Number of Voters : 33,455 of 59,686 = 56.05%

Precincts Reporting 118 of 118 = 100.00%

Party	Candidate	Absentee	Early	Election	Total
Precinct 127 (Ballots Cast: 399)					
INITIATIVE MEASURE 960, Vote For 1					
	Yes	167 43.60%	0 0.00%	0 0.00%	167 43.60%
	No	216 56.40%	0 0.00%	0 0.00%	216 56.40%
	Cast Votes:	383 95.99%	0 0.00%	0 0.00%	383 95.99%
	Over Votes:	0 0.00%	0 0.00%	0 0.00%	0 0.00%
	Under Votes:	16 4.01%	0 0.00%	0 0.00%	16 4.01%
REFERENDUM MEASURE 67, Vote For 1					
	Approved	252 65.12%	0 0.00%	0 0.00%	252 65.12%
	Rejected	135 34.88%	0 0.00%	0 0.00%	135 34.88%
	Cast Votes:	387 96.99%	0 0.00%	0 0.00%	387 96.99%
	Over Votes:	0 0.00%	0 0.00%	0 0.00%	0 0.00%
	Under Votes:	12 3.01%	0 0.00%	0 0.00%	12 3.01%
ENGROSSED SUBSTITUTE SENATE JOINT RESOLUTION 8206, Vote For 1					
	Approved	265 70.48%	0 0.00%	0 0.00%	265 70.48%
	Rejected	111 29.52%	0 0.00%	0 0.00%	111 29.52%
	Cast Votes:	376 94.24%	0 0.00%	0 0.00%	376 94.24%
	Over Votes:	0 0.00%	0 0.00%	0 0.00%	0 0.00%
	Under Votes:	23 5.76%	0 0.00%	0 0.00%	23 5.76%
SENATE JOINT RESOLUTION 8212, Vote For 1					
	Approved	245 65.51%	0 0.00%	0 0.00%	245 65.51%
	Rejected	129 34.49%	0 0.00%	0 0.00%	129 34.49%
	Cast Votes:	374 93.73%	0 0.00%	0 0.00%	374 93.73%
	Over Votes:	0 0.00%	0 0.00%	0 0.00%	0 0.00%
	Under Votes:	25 6.27%	0 0.00%	0 0.00%	25 6.27%
ENGROSSED HOUSE JOINT RESOLUTION 4204, Vote For 1					
	Approved	201 51.67%	0 0.00%	0 0.00%	201 51.67%
	Rejected	188 48.33%	0 0.00%	0 0.00%	188 48.33%
	Cast Votes:	389 97.49%	0 0.00%	0 0.00%	389 97.49%
	Over Votes:	0 0.00%	0 0.00%	0 0.00%	0 0.00%
	Under Votes:	10 2.51%	0 0.00%	0 0.00%	10 2.51%
SUBSTITUTE HOUSE JOINT RESOLUTION 4215, Vote For 1					
	Approved	228 60.48%	0 0.00%	0 0.00%	228 60.48%
	Rejected	149 39.52%	0 0.00%	0 0.00%	149 39.52%
	Cast Votes:	377 94.49%	0 0.00%	0 0.00%	377 94.49%
	Over Votes:	0 0.00%	0 0.00%	0 0.00%	0 0.00%
	Under Votes:	22 5.51%	0 0.00%	0 0.00%	22 5.51%



200711270115
 Skagit County Auditor

Precinct Report — Official
Skagit County, Washington — 2007 General Election — November 06, 2007

Page 62 of 329

11/27/2007 10:43 AM

Total Number of Voters : 33,455 of 59,686 = 56.05%

Precincts Reporting 118 of 118 = 100.00%

Party	Candidate	Absentee	Early	Election	Total
Precinct 127 (Ballots Cast: 399)					
Cemetery District 3, Commissioner Position 2, Vote For 1					
	Fred R. Sievers	305 100.00%	0 0.00%	0 0.00%	305 100.00%
	Cast Votes:	305 77.02%	0 0.00%	0 0.00%	305 77.02%
	Over Votes:	0 0.00%	0 0.00%	0 0.00%	0 0.00%
	Under Votes:	91 22.98%	0 0.00%	0 0.00%	91 22.98%
Fire District #17, Commissioner Position 1, Vote For 1					
	James Dugan	320 100.00%	0 0.00%	0 0.00%	320 100.00%
	Cast Votes:	320 80.81%	0 0.00%	0 0.00%	320 80.81%
	Over Votes:	0 0.00%	0 0.00%	0 0.00%	0 0.00%
	Under Votes:	76 19.19%	0 0.00%	0 0.00%	76 19.19%
Hospital District #2, Commissioner Position 4, Vote For 1					
	Laurie M. Gere	274 100.00%	0 0.00%	0 0.00%	274 100.00%
	Cast Votes:	274 68.67%	0 0.00%	0 0.00%	274 68.67%
	Over Votes:	0 0.00%	0 0.00%	0 0.00%	0 0.00%
	Under Votes:	125 31.33%	0 0.00%	0 0.00%	125 31.33%
Hospital District #2, Commissioner Position 5, Vote For 1					
	Boyd Q. Veer	27 7.18%	0 0.00%	0 0.00%	27 7.18%
	Chip Bogosian	349 92.82%	0 0.00%	0 0.00%	349 92.82%
	Cast Votes:	376 94.24%	0 0.00%	0 0.00%	376 94.24%
	Over Votes:	0 0.00%	0 0.00%	0 0.00%	0 0.00%
	Under Votes:	23 5.76%	0 0.00%	0 0.00%	23 5.76%
Port of Anacortes, Commissioner District 3, Vote For 1					
	Steve Hopley	207 100.00%	0 0.00%	0 0.00%	207 100.00%
	Cast Votes:	207 51.88%	0 0.00%	0 0.00%	207 51.88%
	Over Votes:	0 0.00%	0 0.00%	0 0.00%	0 0.00%
	Under Votes:	192 48.12%	0 0.00%	0 0.00%	192 48.12%
Port of Anacortes, Commissioner District 4, Vote For 1					
	Pat D. Mooney	213 100.00%	0 0.00%	0 0.00%	213 100.00%
	Cast Votes:	213 53.38%	0 0.00%	0 0.00%	213 53.38%
	Over Votes:	0 0.00%	0 0.00%	0 0.00%	0 0.00%
	Under Votes:	186 46.62%	0 0.00%	0 0.00%	186 46.62%
Anacortes School District #103, Director Position 3, Vote For 1					
	Jeannette L. Papadakis	212 100.00%	0 0.00%	0 0.00%	212 100.00%
	Cast Votes:	212 53.13%	0 0.00%	0 0.00%	212 53.13%
	Over Votes:	0 0.00%	0 0.00%	0 0.00%	0 0.00%
	Under Votes:	187 46.87%	0 0.00%	0 0.00%	187 46.87%



200711270115
 Skagit County Auditor

Precinct Report — Official
Skagit County, Washington — 2007 General Election — November 06, 2007

Page 63 of 329

11/27/2007 10:43 AM

Total Number of Voters : 33,455 of 59,686 = 56.05%

Precincts Reporting 118 of 118 = 100.00%

Party	Candidate	Absentee	Early	Election	Total
Precinct 127 (Ballots Cast: 399)					
Anacortes School District #103, Director Position 4, Vote For 1					
	Carol Pyke	225 100.00%	0 0.00%	0 0.00%	225 100.00%
	Cast Votes:	225 56.39%	0 0.00%	0 0.00%	225 56.39%
	Over Votes:	1 0.25%	0 0.00%	0 0.00%	1 0.25%
	Under Votes:	173 43.36%	0 0.00%	0 0.00%	173 43.36%
Anacortes School District #103, Director Position 5, Vote For 1					
	Chris V. Anderson	213 100.00%	0 0.00%	0 0.00%	213 100.00%
	Cast Votes:	213 53.38%	0 0.00%	0 0.00%	213 53.38%
	Over Votes:	0 0.00%	0 0.00%	0 0.00%	0 0.00%
	Under Votes:	186 46.62%	0 0.00%	0 0.00%	186 46.62%



200711270115
 Skagit County Auditor

Precinct Report — Official
Skagit County, Washington — 2007 General Election — November 06, 2007

Page 64 of 329

11/27/2007 10:43 AM

Total Number of Voters : 33,455 of 59,686 = 56.05%

Precincts Reporting 118 of 118 = 100.00%

Party	Candidate	Absentee	Early	Election	Total
Precinct 128 (Ballots Cast: 164)					
INITIATIVE MEASURE 960, Vote For 1					
	Yes	84 51.85%	0 0.00%	0 0.00%	84 51.85%
	No	78 48.15%	0 0.00%	0 0.00%	78 48.15%
	Cast Votes:	162 98.78%	0 0.00%	0 0.00%	162 98.78%
	Over Votes:	0 0.00%	0 0.00%	0 0.00%	0 0.00%
	Under Votes:	2 1.22%	0 0.00%	0 0.00%	2 1.22%
REFERENDUM MEASURE 67, Vote For 1					
	Approved	86 53.42%	0 0.00%	0 0.00%	86 53.42%
	Rejected	75 46.58%	0 0.00%	0 0.00%	75 46.58%
	Cast Votes:	161 98.17%	0 0.00%	0 0.00%	161 98.17%
	Over Votes:	0 0.00%	0 0.00%	0 0.00%	0 0.00%
	Under Votes:	3 1.83%	0 0.00%	0 0.00%	3 1.83%
ENGROSSED SUBSTITUTE SENATE JOINT RESOLUTION 8206, Vote For 1					
	Approved	106 66.67%	0 0.00%	0 0.00%	106 66.67%
	Rejected	53 33.33%	0 0.00%	0 0.00%	53 33.33%
	Cast Votes:	159 96.95%	0 0.00%	0 0.00%	159 96.95%
	Over Votes:	0 0.00%	0 0.00%	0 0.00%	0 0.00%
	Under Votes:	5 3.05%	0 0.00%	0 0.00%	5 3.05%
SENATE JOINT RESOLUTION 8212, Vote For 1					
	Approved	92 59.74%	0 0.00%	0 0.00%	92 59.74%
	Rejected	62 40.26%	0 0.00%	0 0.00%	62 40.26%
	Cast Votes:	154 93.90%	0 0.00%	0 0.00%	154 93.90%
	Over Votes:	0 0.00%	0 0.00%	0 0.00%	0 0.00%
	Under Votes:	10 6.10%	0 0.00%	0 0.00%	10 6.10%
ENGROSSED HOUSE JOINT RESOLUTION 4204, Vote For 1					
	Approved	77 47.53%	0 0.00%	0 0.00%	77 47.53%
	Rejected	85 52.47%	0 0.00%	0 0.00%	85 52.47%
	Cast Votes:	162 98.78%	0 0.00%	0 0.00%	162 98.78%
	Over Votes:	0 0.00%	0 0.00%	0 0.00%	0 0.00%
	Under Votes:	2 1.22%	0 0.00%	0 0.00%	2 1.22%
SUBSTITUTE HOUSE JOINT RESOLUTION 4215, Vote For 1					
	Approved	91 59.09%	0 0.00%	0 0.00%	91 59.09%
	Rejected	63 40.91%	0 0.00%	0 0.00%	63 40.91%
	Cast Votes:	154 93.90%	0 0.00%	0 0.00%	154 93.90%
	Over Votes:	0 0.00%	0 0.00%	0 0.00%	0 0.00%
	Under Votes:	10 6.10%	0 0.00%	0 0.00%	10 6.10%



200711270115
 Skagit County Auditor

Precinct Report — Official
Skagit County, Washington — 2007 General Election — November 06, 2007

Page 65 of 329

11/27/2007 10:43 AM

Total Number of Voters : 33,455 of 59,686 = 56.05%

Precincts Reporting 118 of 118 = 100.00%

Party	Candidate	Absentee	Early	Election	Total
Precinct 128 (Ballots Cast: 164)					
	Fire District #01, Commissioner Position 1, Vote For 1				
	<i>Sandy Saben</i>	54 100.00%	0 0.00%	0 0.00%	54 100.00%
	Cast Votes:	54 65.06%	0 0.00%	0 0.00%	54 65.06%
	Over Votes:	0 0.00%	0 0.00%	0 0.00%	0 0.00%
	Under Votes:	29 34.94%	0 0.00%	0 0.00%	29 34.94%
	Fire District #01, Commissioner Position 2, 4 Year Unexpired Term, Vote For 1				
	<i>Fred Clark</i>	51 100.00%	0 0.00%	0 0.00%	51 100.00%
	Cast Votes:	51 61.45%	0 0.00%	0 0.00%	51 61.45%
	Over Votes:	0 0.00%	0 0.00%	0 0.00%	0 0.00%
	Under Votes:	32 38.55%	0 0.00%	0 0.00%	32 38.55%
	Fire District #04, Commissioner Position 1, Vote For 1				
	<i>Les Martin</i>	55 100.00%	0 0.00%	0 0.00%	55 100.00%
	Cast Votes:	55 67.90%	0 0.00%	0 0.00%	55 67.90%
	Over Votes:	0 0.00%	0 0.00%	0 0.00%	0 0.00%
	Under Votes:	26 32.10%	0 0.00%	0 0.00%	26 32.10%
	Hospital District #1, Commissioner Position 2, Vote For 1				
	<i>Tim Raschko</i>	58 100.00%	0 0.00%	0 0.00%	58 100.00%
	Cast Votes:	58 69.88%	0 0.00%	0 0.00%	58 69.88%
	Over Votes:	0 0.00%	0 0.00%	0 0.00%	0 0.00%
	Under Votes:	25 30.12%	0 0.00%	0 0.00%	25 30.12%
	Hospital District #1, Commissioner Position 4, Vote For 1				
	<i>James L. Hobbs Sr.</i>	58 100.00%	0 0.00%	0 0.00%	58 100.00%
	Cast Votes:	58 69.88%	0 0.00%	0 0.00%	58 69.88%
	Over Votes:	0 0.00%	0 0.00%	0 0.00%	0 0.00%
	Under Votes:	25 30.12%	0 0.00%	0 0.00%	25 30.12%
	Hospital District #304, Commissioner Position 3, Vote For 1				
	<i>Gary L. Kent</i>	53 100.00%	0 0.00%	0 0.00%	53 100.00%
	Cast Votes:	53 65.43%	0 0.00%	0 0.00%	53 65.43%
	Over Votes:	0 0.00%	0 0.00%	0 0.00%	0 0.00%
	Under Votes:	28 34.57%	0 0.00%	0 0.00%	28 34.57%
	Hospital District #304, Commissioner Position 5, Vote For 1				
	<i>Robert M. Stanley</i>	52 100.00%	0 0.00%	0 0.00%	52 100.00%
	Cast Votes:	52 64.20%	0 0.00%	0 0.00%	52 64.20%
	Over Votes:	0 0.00%	0 0.00%	0 0.00%	0 0.00%
	Under Votes:	29 35.80%	0 0.00%	0 0.00%	29 35.80%



200711270115
 Skagit County Auditor

Precinct Report — Official
Skagit County, Washington — 2007 General Election — November 06, 2007

Page 66 of 329

11/27/2007 10:43 AM

Total Number of Voters : 33,455 of 59,686 = 56.05%

Precincts Reporting 118 of 118 = 100.00%

Party	Candidate	Absentee	Early	Election	Total
Precinct 128 (Ballots Cast: 164)					
Port of Skagit County, Commissioner District 1, Vote For 1					
	Kevin Ware	107 100.00%	0 0.00%	0 0.00%	107 100.00%
	Cast Votes:	107 65.24%	0 0.00%	0 0.00%	107 65.24%
	Over Votes:	0 0.00%	0 0.00%	0 0.00%	0 0.00%
	Under Votes:	57 34.76%	0 0.00%	0 0.00%	57 34.76%
Mount Vernon School District #320, Director District 1, Vote For 1					
	Laura Flores Cailloux	114 100.00%	0 0.00%	0 0.00%	114 100.00%
	Cast Votes:	114 69.51%	0 0.00%	0 0.00%	114 69.51%
	Over Votes:	0 0.00%	0 0.00%	0 0.00%	0 0.00%
	Under Votes:	50 30.49%	0 0.00%	0 0.00%	50 30.49%
Mount Vernon School District #320, Director District 2, Vote For 1					
	Robert Coffey	122 100.00%	0 0.00%	0 0.00%	122 100.00%
	Cast Votes:	122 74.39%	0 0.00%	0 0.00%	122 74.39%
	Over Votes:	0 0.00%	0 0.00%	0 0.00%	0 0.00%
	Under Votes:	42 25.61%	0 0.00%	0 0.00%	42 25.61%
Mount Vernon School District #320, Director District 3, Vote For 1					
	T.J. Larrick	102 100.00%	0 0.00%	0 0.00%	102 100.00%
	Cast Votes:	102 62.20%	0 0.00%	0 0.00%	102 62.20%
	Over Votes:	0 0.00%	0 0.00%	0 0.00%	0 0.00%
	Under Votes:	62 37.80%	0 0.00%	0 0.00%	62 37.80%
Sedro-Woolley School District #101, Director District 2, Vote For 1					
	Tim Howland	0 0.00%	0 0.00%	0 0.00%	0 0.00%
	Cast Votes:	0 0.00%	0 0.00%	0 0.00%	0 0.00%
	Over Votes:	0 0.00%	0 0.00%	0 0.00%	0 0.00%
	Under Votes:	0 0.00%	0 0.00%	0 0.00%	0 0.00%
Sedro-Woolley School District #101, Director District 3, Vote For 1					
	Rich Weyrich	0 0.00%	0 0.00%	0 0.00%	0 0.00%
	Cast Votes:	0 0.00%	0 0.00%	0 0.00%	0 0.00%
	Over Votes:	0 0.00%	0 0.00%	0 0.00%	0 0.00%
	Under Votes:	0 0.00%	0 0.00%	0 0.00%	0 0.00%



200711270115
 Skagit County Auditor

Precinct Report — Official
Skagit County, Washington — 2007 General Election — November 06, 2007

Page 67 of 329

11/27/2007 10:43 AM

Total Number of Voters : 33,455 of 59,686 = 56.05%

Precincts Reporting 118 of 118 = 100.00%

Party	Candidate	Absentee	Early	Election	Total
Precinct 129 (Ballots Cast: 249)					
INITIATIVE MEASURE 960, Vote For 1					
	Yes	126 52.72%	0 0.00%	0 0.00%	126 52.72%
	No	113 47.28%	0 0.00%	0 0.00%	113 47.28%
	Cast Votes:	239 95.98%	0 0.00%	0 0.00%	239 95.98%
	Over Votes:	0 0.00%	0 0.00%	0 0.00%	0 0.00%
	Under Votes:	10 4.02%	0 0.00%	0 0.00%	10 4.02%
REFERENDUM MEASURE 67, Vote For 1					
	Approved	133 55.19%	0 0.00%	0 0.00%	133 55.19%
	Rejected	108 44.81%	0 0.00%	0 0.00%	108 44.81%
	Cast Votes:	241 96.79%	0 0.00%	0 0.00%	241 96.79%
	Over Votes:	0 0.00%	0 0.00%	0 0.00%	0 0.00%
	Under Votes:	8 3.21%	0 0.00%	0 0.00%	8 3.21%
ENGROSSED SUBSTITUTE SENATE JOINT RESOLUTION 8206, Vote For 1					
	Approved	154 66.09%	0 0.00%	0 0.00%	154 66.09%
	Rejected	79 33.91%	0 0.00%	0 0.00%	79 33.91%
	Cast Votes:	233 93.57%	0 0.00%	0 0.00%	233 93.57%
	Over Votes:	0 0.00%	0 0.00%	0 0.00%	0 0.00%
	Under Votes:	16 6.43%	0 0.00%	0 0.00%	16 6.43%
SENATE JOINT RESOLUTION 8212, Vote For 1					
	Approved	132 58.15%	0 0.00%	0 0.00%	132 58.15%
	Rejected	95 41.85%	0 0.00%	0 0.00%	95 41.85%
	Cast Votes:	227 91.16%	0 0.00%	0 0.00%	227 91.16%
	Over Votes:	0 0.00%	0 0.00%	0 0.00%	0 0.00%
	Under Votes:	22 8.84%	0 0.00%	0 0.00%	22 8.84%
ENGROSSED HOUSE JOINT RESOLUTION 4204, Vote For 1					
	Approved	105 42.34%	0 0.00%	0 0.00%	105 42.34%
	Rejected	143 57.66%	0 0.00%	0 0.00%	143 57.66%
	Cast Votes:	248 99.60%	0 0.00%	0 0.00%	248 99.60%
	Over Votes:	0 0.00%	0 0.00%	0 0.00%	0 0.00%
	Under Votes:	1 0.40%	0 0.00%	0 0.00%	1 0.40%
SUBSTITUTE HOUSE JOINT RESOLUTION 4215, Vote For 1					
	Approved	111 50.00%	0 0.00%	0 0.00%	111 50.00%
	Rejected	111 50.00%	0 0.00%	0 0.00%	111 50.00%
	Cast Votes:	222 89.16%	0 0.00%	0 0.00%	222 89.16%
	Over Votes:	0 0.00%	0 0.00%	0 0.00%	0 0.00%
	Under Votes:	27 10.84%	0 0.00%	0 0.00%	27 10.84%



200711270115
 Skagit County Auditor

11/27/2007 Page 106 of 368 2:48PM

Precinct Report — Official
Skagit County, Washington — 2007 General Election — November 06, 2007

Page 68 of 329

11/27/2007 10:43 AM

Total Number of Voters : 33,455 of 59,686 = 56.05%

Precincts Reporting 118 of 118 = 100.00%

Party	Candidate	Absentee	Early	Election	Total
Precinct 129 (Ballots Cast: 249)					
Cemetery District 1, Commissioner Position 2, Vote For 1					
	John F. Hastings	176 100.00%	0 0.00%	0 0.00%	176 100.00%
	Cast Votes:	176 70.68%	0 0.00%	0 0.00%	176 70.68%
	Over Votes:	0 0.00%	0 0.00%	0 0.00%	0 0.00%
	Under Votes:	73 29.32%	0 0.00%	0 0.00%	73 29.32%
Fire District #02, Commissioner Position 1, Vote For 1					
	Ken Anderson	183 100.00%	0 0.00%	0 0.00%	183 100.00%
	Cast Votes:	183 73.49%	0 0.00%	0 0.00%	183 73.49%
	Over Votes:	0 0.00%	0 0.00%	0 0.00%	0 0.00%
	Under Votes:	66 26.51%	0 0.00%	0 0.00%	66 26.51%
Hospital District #1, Commissioner Position 2, Vote For 1					
	Tim Raschko	168 100.00%	0 0.00%	0 0.00%	168 100.00%
	Cast Votes:	168 67.47%	0 0.00%	0 0.00%	168 67.47%
	Over Votes:	0 0.00%	0 0.00%	0 0.00%	0 0.00%
	Under Votes:	81 32.53%	0 0.00%	0 0.00%	81 32.53%
Hospital District #1, Commissioner Position 4, Vote For 1					
	James L. Hobbs Sr.	173 100.00%	0 0.00%	0 0.00%	173 100.00%
	Cast Votes:	173 69.48%	0 0.00%	0 0.00%	173 69.48%
	Over Votes:	0 0.00%	0 0.00%	0 0.00%	0 0.00%
	Under Votes:	76 30.52%	0 0.00%	0 0.00%	76 30.52%
Port of Skagit County, Commissioner District 1, Vote For 1					
	Kevin Ware	159 100.00%	0 0.00%	0 0.00%	159 100.00%
	Cast Votes:	159 63.86%	0 0.00%	0 0.00%	159 63.86%
	Over Votes:	0 0.00%	0 0.00%	0 0.00%	0 0.00%
	Under Votes:	90 36.14%	0 0.00%	0 0.00%	90 36.14%
LaConner School District #311, Director District 1, Vote For 1					
	Gretchen McCauley	34 100.00%	0 0.00%	0 0.00%	34 100.00%
	Cast Votes:	34 77.27%	0 0.00%	0 0.00%	34 77.27%
	Over Votes:	0 0.00%	0 0.00%	0 0.00%	0 0.00%
	Under Votes:	10 22.73%	0 0.00%	0 0.00%	10 22.73%
LaConner School District #311, Director District 2, Vote For 1					
	Janie Beasley	34 100.00%	0 0.00%	0 0.00%	34 100.00%
	Cast Votes:	34 77.27%	0 0.00%	0 0.00%	34 77.27%
	Over Votes:	0 0.00%	0 0.00%	0 0.00%	0 0.00%
	Under Votes:	10 22.73%	0 0.00%	0 0.00%	10 22.73%



200711270115

Skagit County Auditor

Precinct Report — Official
Skagit County, Washington — 2007 General Election — November 06, 2007

Page 69 of 329

11/27/2007 10:43 AM

Total Number of Voters : 33,455 of 59,686 = 56.05%

Precincts Reporting 118 of 118 = 100.00%

Party	Candidate	Absentee	Early	Election	Total
Precinct 129 (Ballots Cast: 249)					
	LaConner School District #311, Director District 4, Vote For 1				
	Rick Thompson	35 100.00%	0 0.00%	0 0.00%	35 100.00%
	Cast Votes:	35 79.55%	0 0.00%	0 0.00%	35 79.55%
	Over Votes:	0 0.00%	0 0.00%	0 0.00%	0 0.00%
	Under Votes:	9 20.45%	0 0.00%	0 0.00%	9 20.45%
	Mount Vernon School District #320, Director District 1, Vote For 1				
	Laura Flores Cailloux	142 100.00%	0 0.00%	0 0.00%	142 100.00%
	Cast Votes:	142 69.27%	0 0.00%	0 0.00%	142 69.27%
	Over Votes:	0 0.00%	0 0.00%	0 0.00%	0 0.00%
	Under Votes:	63 30.73%	0 0.00%	0 0.00%	63 30.73%
	Mount Vernon School District #320, Director District 2, Vote For 1				
	Robert Coffey	139 100.00%	0 0.00%	0 0.00%	139 100.00%
	Cast Votes:	139 67.80%	0 0.00%	0 0.00%	139 67.80%
	Over Votes:	0 0.00%	0 0.00%	0 0.00%	0 0.00%
	Under Votes:	66 32.20%	0 0.00%	0 0.00%	66 32.20%
	Mount Vernon School District #320, Director District 3, Vote For 1				
	T.J. Larrick	136 100.00%	0 0.00%	0 0.00%	136 100.00%
	Cast Votes:	136 66.34%	0 0.00%	0 0.00%	136 66.34%
	Over Votes:	0 0.00%	0 0.00%	0 0.00%	0 0.00%
	Under Votes:	69 33.66%	0 0.00%	0 0.00%	69 33.66%



200711270115
 Skagit County Auditor
 11/27/2007 Page 108 of 368 2:48PM

Precinct Report — Official
Skagit County, Washington — 2007 General Election — November 06, 2007

Page 70 of 329

11/27/2007 10:43 AM

Total Number of Voters : 33,455 of 59,686 = 56.05%

Precincts Reporting 118 of 118 = 100.00%

Party	Candidate	Absentee	Early	Election	Total
Precinct 130 (Ballots Cast: 179)					
INITIATIVE MEASURE 960, Vote For 1					
	Yes	86 49.43%	0 0.00%	0 0.00%	86 49.43%
	No	88 50.57%	0 0.00%	0 0.00%	88 50.57%
	Cast Votes:	174 97.21%	0 0.00%	0 0.00%	174 97.21%
	Over Votes:	0 0.00%	0 0.00%	0 0.00%	0 0.00%
	Under Votes:	5 2.79%	0 0.00%	0 0.00%	5 2.79%
REFERENDUM MEASURE 67, Vote For 1					
	Approved	95 54.60%	0 0.00%	0 0.00%	95 54.60%
	Rejected	79 45.40%	0 0.00%	0 0.00%	79 45.40%
	Cast Votes:	174 97.21%	0 0.00%	0 0.00%	174 97.21%
	Over Votes:	0 0.00%	0 0.00%	0 0.00%	0 0.00%
	Under Votes:	5 2.79%	0 0.00%	0 0.00%	5 2.79%
ENGROSSED SUBSTITUTE SENATE JOINT RESOLUTION 8206, Vote For 1					
	Approved	114 69.09%	0 0.00%	0 0.00%	114 69.09%
	Rejected	51 30.91%	0 0.00%	0 0.00%	51 30.91%
	Cast Votes:	165 92.18%	0 0.00%	0 0.00%	165 92.18%
	Over Votes:	0 0.00%	0 0.00%	0 0.00%	0 0.00%
	Under Votes:	14 7.82%	0 0.00%	0 0.00%	14 7.82%
SENATE JOINT RESOLUTION 8212, Vote For 1					
	Approved	109 65.66%	0 0.00%	0 0.00%	109 65.66%
	Rejected	57 34.34%	0 0.00%	0 0.00%	57 34.34%
	Cast Votes:	166 92.74%	0 0.00%	0 0.00%	166 92.74%
	Over Votes:	0 0.00%	0 0.00%	0 0.00%	0 0.00%
	Under Votes:	13 7.26%	0 0.00%	0 0.00%	13 7.26%
ENGROSSED HOUSE JOINT RESOLUTION 4204, Vote For 1					
	Approved	66 37.93%	0 0.00%	0 0.00%	66 37.93%
	Rejected	108 62.07%	0 0.00%	0 0.00%	108 62.07%
	Cast Votes:	174 97.21%	0 0.00%	0 0.00%	174 97.21%
	Over Votes:	0 0.00%	0 0.00%	0 0.00%	0 0.00%
	Under Votes:	5 2.79%	0 0.00%	0 0.00%	5 2.79%
SUBSTITUTE HOUSE JOINT RESOLUTION 4215, Vote For 1					
	Approved	72 43.90%	0 0.00%	0 0.00%	72 43.90%
	Rejected	92 56.10%	0 0.00%	0 0.00%	92 56.10%
	Cast Votes:	164 91.62%	0 0.00%	0 0.00%	164 91.62%
	Over Votes:	0 0.00%	0 0.00%	0 0.00%	0 0.00%
	Under Votes:	15 8.38%	0 0.00%	0 0.00%	15 8.38%



200711270115
 Skagit County Auditor

Precinct Report — Official
Skagit County, Washington — 2007 General Election — November 06, 2007


Page 71 of 329

11/27/2007 10:43 AM

Total Number of Voters : 33,455 of 59,686 = 56.05%

Precincts Reporting 118 of 118 = 100.00%

Party	Candidate	Absentee	Early	Election	Total
Precinct 130 (Ballots Cast: 179)					
Fire District #03, Commissioner Position 1, Vote For 1					
	Edward Kemper	110 84.62%	0 0.00%	0 0.00%	110 84.62%
	Dan C. Sneva (W)	20 15.38%	0 0.00%	0 0.00%	20 15.38%
	Cast Votes:	130 72.63%	0 0.00%	0 0.00%	130 72.63%
	Over Votes:	0 0.00%	0 0.00%	0 0.00%	0 0.00%
	Under Votes:	49 27.37%	0 0.00%	0 0.00%	49 27.37%
Hospital District #1, Commissioner Position 2, Vote For 1					
	Tim Raschko	125 100.00%	0 0.00%	0 0.00%	125 100.00%
	Cast Votes:	125 69.83%	0 0.00%	0 0.00%	125 69.83%
	Over Votes:	0 0.00%	0 0.00%	0 0.00%	0 0.00%
	Under Votes:	54 30.17%	0 0.00%	0 0.00%	54 30.17%
Hospital District #1, Commissioner Position 4, Vote For 1					
	James L. Hobbs Sr.	130 100.00%	0 0.00%	0 0.00%	130 100.00%
	Cast Votes:	130 72.63%	0 0.00%	0 0.00%	130 72.63%
	Over Votes:	0 0.00%	0 0.00%	0 0.00%	0 0.00%
	Under Votes:	49 27.37%	0 0.00%	0 0.00%	49 27.37%
Port of Skagit County, Commissioner District 1, Vote For 1					
	Kevin Ware	127 100.00%	0 0.00%	0 0.00%	127 100.00%
	Cast Votes:	127 70.95%	0 0.00%	0 0.00%	127 70.95%
	Over Votes:	0 0.00%	0 0.00%	0 0.00%	0 0.00%
	Under Votes:	52 29.05%	0 0.00%	0 0.00%	52 29.05%
Conway School District #317, Director Position 1, Vote For 1					
	Thom Sicklesteel	140 100.00%	0 0.00%	0 0.00%	140 100.00%
	Cast Votes:	140 78.21%	0 0.00%	0 0.00%	140 78.21%
	Over Votes:	0 0.00%	0 0.00%	0 0.00%	0 0.00%
	Under Votes:	39 21.79%	0 0.00%	0 0.00%	39 21.79%
Conway School District #317, Director Position 4, Short/Full Term, Vote For 1					
	Kay Cyr	133 100.00%	0 0.00%	0 0.00%	133 100.00%
	Cast Votes:	133 74.30%	0 0.00%	0 0.00%	133 74.30%
	Over Votes:	0 0.00%	0 0.00%	0 0.00%	0 0.00%
	Under Votes:	46 25.70%	0 0.00%	0 0.00%	46 25.70%
Conway School District #317, Director Position 5, Vote For 1					
	Jessica Bell Hinderstein	124 100.00%	0 0.00%	0 0.00%	124 100.00%
	Cast Votes:	124 69.27%	0 0.00%	0 0.00%	124 69.27%
	Over Votes:	0 0.00%	0 0.00%	0 0.00%	0 0.00%
	Under Votes:	55 30.73%	0 0.00%	0 0.00%	55 30.73%



200711270115
 Skagit County Auditor
 11/27/2007 Page 110 of 368 2:48PM

Precinct Report — Official
Skagit County, Washington — 2007 General Election — November 06, 2007

Page 72 of 329

11/27/2007 10:43 AM

Total Number of Voters : 33,455 of 59,686 = 56.05%

Precincts Reporting 118 of 118 = 100.00%

Party	Candidate	Absentee	Early	Election	Total
Precinct 132 (Ballots Cast: 415)					
INITIATIVE MEASURE 960, Vote For 1					
	Yes	238 59.20%	0 0.00%	0 0.00%	238 59.20%
	No	164 40.80%	0 0.00%	0 0.00%	164 40.80%
	Cast Votes:	402 96.87%	0 0.00%	0 0.00%	402 96.87%
	Over Votes:	0 0.00%	0 0.00%	0 0.00%	0 0.00%
	Under Votes:	13 3.13%	0 0.00%	0 0.00%	13 3.13%
REFERENDUM MEASURE 67, Vote For 1					
	Approved	219 53.68%	0 0.00%	0 0.00%	219 53.68%
	Rejected	189 46.32%	0 0.00%	0 0.00%	189 46.32%
	Cast Votes:	408 98.31%	0 0.00%	0 0.00%	408 98.31%
	Over Votes:	1 0.24%	0 0.00%	0 0.00%	1 0.24%
	Under Votes:	6 1.45%	0 0.00%	0 0.00%	6 1.45%
ENGROSSED SUBSTITUTE SENATE JOINT RESOLUTION 8206, Vote For 1					
	Approved	237 60.15%	0 0.00%	0 0.00%	237 60.15%
	Rejected	157 39.85%	0 0.00%	0 0.00%	157 39.85%
	Cast Votes:	394 94.94%	0 0.00%	0 0.00%	394 94.94%
	Over Votes:	0 0.00%	0 0.00%	0 0.00%	0 0.00%
	Under Votes:	21 5.06%	0 0.00%	0 0.00%	21 5.06%
SENATE JOINT RESOLUTION 8212, Vote For 1					
	Approved	230 58.08%	0 0.00%	0 0.00%	230 58.08%
	Rejected	166 41.92%	0 0.00%	0 0.00%	166 41.92%
	Cast Votes:	396 95.42%	0 0.00%	0 0.00%	396 95.42%
	Over Votes:	0 0.00%	0 0.00%	0 0.00%	0 0.00%
	Under Votes:	19 4.58%	0 0.00%	0 0.00%	19 4.58%
ENGROSSED HOUSE JOINT RESOLUTION 4204, Vote For 1					
	Approved	132 32.04%	0 0.00%	0 0.00%	132 32.04%
	Rejected	280 67.96%	0 0.00%	0 0.00%	280 67.96%
	Cast Votes:	412 99.28%	0 0.00%	0 0.00%	412 99.28%
	Over Votes:	0 0.00%	0 0.00%	0 0.00%	0 0.00%
	Under Votes:	3 0.72%	0 0.00%	0 0.00%	3 0.72%
SUBSTITUTE HOUSE JOINT RESOLUTION 4215, Vote For 1					
	Approved	140 35.44%	0 0.00%	0 0.00%	140 35.44%
	Rejected	255 64.56%	0 0.00%	0 0.00%	255 64.56%
	Cast Votes:	395 95.18%	0 0.00%	0 0.00%	395 95.18%
	Over Votes:	0 0.00%	0 0.00%	0 0.00%	0 0.00%
	Under Votes:	20 4.82%	0 0.00%	0 0.00%	20 4.82%



200711270115
 Skagit County Auditor
 11/27/2007 Page 111 of 368 2:48PM

Precinct Report — Official
Skagit County, Washington — 2007 General Election — November 06, 2007

Page 73 of 329

11/27/2007 10:43 AM

Total Number of Voters : 33,455 of 59,686 = 56.05%

Precincts Reporting 118 of 118 = 100.00%

Party	Candidate	Absentee	Early	Election	Total
Precinct 132 (Ballots Cast: 415)					
	Fire District #06, Commissioner Position 1, Vote For 1				
	Trevor Ford	19 100.00%	0 0.00%	0 0.00%	19 100.00%
	Cast Votes:	19 54.29%	0 0.00%	0 0.00%	19 54.29%
	Over Votes:	0 0.00%	0 0.00%	0 0.00%	0 0.00%
	Under Votes:	16 45.71%	0 0.00%	0 0.00%	16 45.71%
	Fire District #08, Commissioner Position 1, Vote For 1				
	Jim Kennedy	20 100.00%	0 0.00%	0 0.00%	20 100.00%
	Cast Votes:	20 66.67%	0 0.00%	0 0.00%	20 66.67%
	Over Votes:	0 0.00%	0 0.00%	0 0.00%	0 0.00%
	Under Votes:	10 33.33%	0 0.00%	0 0.00%	10 33.33%
	Fire District #14, Commissioner Position 1, Vote For 1				
	David E. Holmkvist	236 100.00%	0 0.00%	0 0.00%	236 100.00%
	Cast Votes:	236 67.43%	0 0.00%	0 0.00%	236 67.43%
	Over Votes:	0 0.00%	0 0.00%	0 0.00%	0 0.00%
	Under Votes:	114 32.57%	0 0.00%	0 0.00%	114 32.57%
	Hospital District #304, Commissioner Position 3, Vote For 1				
	Gary L. Kent	258 100.00%	0 0.00%	0 0.00%	258 100.00%
	Cast Votes:	258 62.17%	0 0.00%	0 0.00%	258 62.17%
	Over Votes:	0 0.00%	0 0.00%	0 0.00%	0 0.00%
	Under Votes:	157 37.83%	0 0.00%	0 0.00%	157 37.83%
	Hospital District #304, Commissioner Position 5, Vote For 1				
	Robert M. Stanley	258 100.00%	0 0.00%	0 0.00%	258 100.00%
	Cast Votes:	258 62.17%	0 0.00%	0 0.00%	258 62.17%
	Over Votes:	0 0.00%	0 0.00%	0 0.00%	0 0.00%
	Under Votes:	157 37.83%	0 0.00%	0 0.00%	157 37.83%
	Port of Skagit County, Commissioner District 1, Vote For 1				
	Kevin Ware	258 100.00%	0 0.00%	0 0.00%	258 100.00%
	Cast Votes:	258 62.17%	0 0.00%	0 0.00%	258 62.17%
	Over Votes:	0 0.00%	0 0.00%	0 0.00%	0 0.00%
	Under Votes:	157 37.83%	0 0.00%	0 0.00%	157 37.83%
	Burlington School District #100, Director District 1, Vote For 1				
	Martin H. Lopez	223 100.00%	0 0.00%	0 0.00%	223 100.00%
	Cast Votes:	223 61.94%	0 0.00%	0 0.00%	223 61.94%
	Over Votes:	0 0.00%	0 0.00%	0 0.00%	0 0.00%
	Under Votes:	137 38.06%	0 0.00%	0 0.00%	137 38.06%



200711270115
 Skagit County Auditor

11/27/2007 Page 112 of 368 2:48PM

Precinct Report — Official
Skagit County, Washington — 2007 General Election — November 06, 2007

Page 74 of 329

11/27/2007 10:43 AM

Total Number of Voters : 33,455 of 59,686 = 56.05%

Precincts Reporting 118 of 118 = 100.00%

Party	Candidate	Absentee	Early	Election	Total
Precinct 132 (Ballots Cast: 415)					
Burlington School District #100, Director District 3, Vote For 1					
	Tim Loving	101 38.70%	0 0.00%	0 0.00%	101 38.70%
	Bill Wallace	160 61.30%	0 0.00%	0 0.00%	160 61.30%
	Cast Votes:	261 72.50%	0 0.00%	0 0.00%	261 72.50%
	Over Votes:	1 0.28%	0 0.00%	0 0.00%	1 0.28%
	Under Votes:	98 27.22%	0 0.00%	0 0.00%	98 27.22%
Burlington School District #100, Director District 4, Vote For 1					
	Liza Peth Bott	230 100.00%	0 0.00%	0 0.00%	230 100.00%
	Cast Votes:	230 63.89%	0 0.00%	0 0.00%	230 63.89%
	Over Votes:	0 0.00%	0 0.00%	0 0.00%	0 0.00%
	Under Votes:	130 36.11%	0 0.00%	0 0.00%	130 36.11%
Sedro-Woolley School District #101, Director District 2, Vote For 1					
	Tim Howland	31 100.00%	0 0.00%	0 0.00%	31 100.00%
	Cast Votes:	31 56.36%	0 0.00%	0 0.00%	31 56.36%
	Over Votes:	0 0.00%	0 0.00%	0 0.00%	0 0.00%
	Under Votes:	24 43.64%	0 0.00%	0 0.00%	24 43.64%
Sedro-Woolley School District #101, Director District 3, Vote For 1					
	Rich Weyrich	33 100.00%	0 0.00%	0 0.00%	33 100.00%
	Cast Votes:	33 60.00%	0 0.00%	0 0.00%	33 60.00%
	Over Votes:	0 0.00%	0 0.00%	0 0.00%	0 0.00%
	Under Votes:	22 40.00%	0 0.00%	0 0.00%	22 40.00%



200711270115
 Skagit County Auditor

Precinct Report — Official
Skagit County, Washington — 2007 General Election — November 06, 2007

Page 75 of 329

11/27/2007 10:43 AM

Total Number of Voters : 33,455 of 59,686 = 56.05%

Precincts Reporting 118 of 118 = 100.00%

Party	Candidate	Absentee	Early	Election	Total
Precinct 133 (Ballots Cast: 54)					
INITIATIVE MEASURE 960, Vote For 1					
	Yes	35 68.63%	0 0.00%	0 0.00%	35 68.63%
	No	16 31.37%	0 0.00%	0 0.00%	16 31.37%
	Cast Votes:	51 94.44%	0 0.00%	0 0.00%	51 94.44%
	Over Votes:	0 0.00%	0 0.00%	0 0.00%	0 0.00%
	Under Votes:	3 5.56%	0 0.00%	0 0.00%	3 5.56%
REFERENDUM MEASURE 67, Vote For 1					
	Approved	33 62.26%	0 0.00%	0 0.00%	33 62.26%
	Rejected	20 37.74%	0 0.00%	0 0.00%	20 37.74%
	Cast Votes:	53 98.15%	0 0.00%	0 0.00%	53 98.15%
	Over Votes:	0 0.00%	0 0.00%	0 0.00%	0 0.00%
	Under Votes:	1 1.85%	0 0.00%	0 0.00%	1 1.85%
ENGROSSED SUBSTITUTE SENATE JOINT RESOLUTION 8206, Vote For 1					
	Approved	37 78.72%	0 0.00%	0 0.00%	37 78.72%
	Rejected	10 21.28%	0 0.00%	0 0.00%	10 21.28%
	Cast Votes:	47 87.04%	0 0.00%	0 0.00%	47 87.04%
	Over Votes:	0 0.00%	0 0.00%	0 0.00%	0 0.00%
	Under Votes:	7 12.96%	0 0.00%	0 0.00%	7 12.96%
SENATE JOINT RESOLUTION 8212, Vote For 1					
	Approved	30 63.83%	0 0.00%	0 0.00%	30 63.83%
	Rejected	17 36.17%	0 0.00%	0 0.00%	17 36.17%
	Cast Votes:	47 87.04%	0 0.00%	0 0.00%	47 87.04%
	Over Votes:	0 0.00%	0 0.00%	0 0.00%	0 0.00%
	Under Votes:	7 12.96%	0 0.00%	0 0.00%	7 12.96%
ENGROSSED HOUSE JOINT RESOLUTION 4204, Vote For 1					
	Approved	17 32.08%	0 0.00%	0 0.00%	17 32.08%
	Rejected	36 67.92%	0 0.00%	0 0.00%	36 67.92%
	Cast Votes:	53 98.15%	0 0.00%	0 0.00%	53 98.15%
	Over Votes:	0 0.00%	0 0.00%	0 0.00%	0 0.00%
	Under Votes:	1 1.85%	0 0.00%	0 0.00%	1 1.85%
SUBSTITUTE HOUSE JOINT RESOLUTION 4215, Vote For 1					
	Approved	16 38.10%	0 0.00%	0 0.00%	16 38.10%
	Rejected	26 61.90%	0 0.00%	0 0.00%	26 61.90%
	Cast Votes:	42 77.78%	0 0.00%	0 0.00%	42 77.78%
	Over Votes:	0 0.00%	0 0.00%	0 0.00%	0 0.00%
	Under Votes:	12 22.22%	0 0.00%	0 0.00%	12 22.22%



200711270115
 Skagit County Auditor
 11/27/2007 Page 114 of 368 2:48PM

Precinct Report — Official
Skagit County, Washington — 2007 General Election — November 06, 2007

Page 76 of 329

11/27/2007 10:43 AM

Total Number of Voters : 33,455 of 59,686 = 56.05%

Precincts Reporting 118 of 118 = 100.00%

Party	Candidate	Absentee	Early	Election	Total
Precinct 133 (Ballots Cast: 54)					
Fire District #19, Commissioner Position 1, Vote For 1					
	Michael Brondi	5 100.00%	0 0.00%	0 0.00%	5 100.00%
	Cast Votes:	5 100.00%	0 0.00%	0 0.00%	5 100.00%
	Over Votes:	0 0.00%	0 0.00%	0 0.00%	0 0.00%
	Under Votes:	0 0.00%	0 0.00%	0 0.00%	0 0.00%
Fire District #24, Commissioner Position 1, Vote For 1					
	Dennis Vincent	37 97.37%	0 0.00%	0 0.00%	37 97.37%
	John E. Palmer (W)	1 2.63%	0 0.00%	0 0.00%	1 2.63%
	Cast Votes:	38 77.55%	0 0.00%	0 0.00%	38 77.55%
	Over Votes:	0 0.00%	0 0.00%	0 0.00%	0 0.00%
	Under Votes:	11 22.45%	0 0.00%	0 0.00%	11 22.45%
Hospital District #304, Commissioner Position 3, Vote For 1					
	Gary L. Kent	29 100.00%	0 0.00%	0 0.00%	29 100.00%
	Cast Votes:	29 53.70%	0 0.00%	0 0.00%	29 53.70%
	Over Votes:	0 0.00%	0 0.00%	0 0.00%	0 0.00%
	Under Votes:	25 46.30%	0 0.00%	0 0.00%	25 46.30%
Hospital District #304, Commissioner Position 5, Vote For 1					
	Robert M. Stanley	29 100.00%	0 0.00%	0 0.00%	29 100.00%
	Cast Votes:	29 53.70%	0 0.00%	0 0.00%	29 53.70%
	Over Votes:	0 0.00%	0 0.00%	0 0.00%	0 0.00%
	Under Votes:	25 46.30%	0 0.00%	0 0.00%	25 46.30%
Port of Skagit County, Commissioner District 1, Vote For 1					
	Kevin Ware	30 100.00%	0 0.00%	0 0.00%	30 100.00%
	Cast Votes:	30 55.56%	0 0.00%	0 0.00%	30 55.56%
	Over Votes:	0 0.00%	0 0.00%	0 0.00%	0 0.00%
	Under Votes:	24 44.44%	0 0.00%	0 0.00%	24 44.44%
Darrington School District #330, Director District 1, Vote For 1					
	Andrew L. Hatfield	36 100.00%	0 0.00%	0 0.00%	36 100.00%
	Cast Votes:	36 66.67%	0 0.00%	0 0.00%	36 66.67%
	Over Votes:	0 0.00%	0 0.00%	0 0.00%	0 0.00%
	Under Votes:	18 33.33%	0 0.00%	0 0.00%	18 33.33%
Darrington School District #330, Director District 2, Vote For 1					
	Darrell Holm	38 100.00%	0 0.00%	0 0.00%	38 100.00%
	Cast Votes:	38 70.37%	0 0.00%	0 0.00%	38 70.37%
	Over Votes:	0 0.00%	0 0.00%	0 0.00%	0 0.00%
	Under Votes:	16 29.63%	0 0.00%	0 0.00%	16 29.63%



200711270115
 Skagit County Auditor

Precinct Report — Official
Skagit County, Washington — 2007 General Election — November 06, 2007

Page 77 of 329

11/27/2007 10:43 AM

Total Number of Voters : 33,455 of 59,686 = 56.05%

Precincts Reporting 118 of 118 = 100.00%

Party	Candidate	Absentee	Early	Election	Total
Precinct 133 (Ballots Cast: 54)					
Darrington School District #330, Director District 3, Vote For 1					
	Judith K. Nevitt	26 100.00%	0 0.00%	0 0.00%	26 100.00%
	Cast Votes:	26 48.15%	0 0.00%	0 0.00%	26 48.15%
	Over Votes:	1 1.85%	0 0.00%	0 0.00%	1 1.85%
	Under Votes:	27 50.00%	0 0.00%	0 0.00%	27 50.00%
Darrington School District #330, Director District 4, Vote For 1					
	Tim Lovell	34 100.00%	0 0.00%	0 0.00%	34 100.00%
	Cast Votes:	34 62.96%	0 0.00%	0 0.00%	34 62.96%
	Over Votes:	0 0.00%	0 0.00%	0 0.00%	0 0.00%
	Under Votes:	20 37.04%	0 0.00%	0 0.00%	20 37.04%
Darrington School District #330, Director District 5, Vote For 1					
	Julie K. Kuntz	43 100.00%	0 0.00%	0 0.00%	43 100.00%
	Cast Votes:	43 79.63%	0 0.00%	0 0.00%	43 79.63%
	Over Votes:	0 0.00%	0 0.00%	0 0.00%	0 0.00%
	Under Votes:	11 20.37%	0 0.00%	0 0.00%	11 20.37%
Proposition No. 1 Darrington School District Dissolution and Reapportionment of Directors' Districts, Vote For 1					
	Approved	39 79.59%	0 0.00%	0 0.00%	39 79.59%
	Rejected	10 20.41%	0 0.00%	0 0.00%	10 20.41%
	Cast Votes:	49 90.74%	0 0.00%	0 0.00%	49 90.74%
	Over Votes:	0 0.00%	0 0.00%	0 0.00%	0 0.00%
	Under Votes:	5 9.26%	0 0.00%	0 0.00%	5 9.26%



200711270115
 Skagit County Auditor

Precinct Report — Official
Skagit County, Washington — 2007 General Election — November 06, 2007

Page 78 of 329

11/27/2007 10:43 AM

Total Number of Voters : 33,455 of 59,686 = 56.05%

Precincts Reporting 118 of 118 = 100.00%

Party	Candidate	Absentee	Early	Election	Total
Precinct 134 (Ballots Cast: 136)					
INITIATIVE MEASURE 960, Vote For 1					
	Yes	71 53.79%	0 0.00%	0 0.00%	71 53.79%
	No	61 46.21%	0 0.00%	0 0.00%	61 46.21%
	Cast Votes:	132 97.06%	0 0.00%	0 0.00%	132 97.06%
	Over Votes:	0 0.00%	0 0.00%	0 0.00%	0 0.00%
	Under Votes:	4 2.94%	0 0.00%	0 0.00%	4 2.94%
REFERENDUM MEASURE 67, Vote For 1					
	Approved	66 50.00%	0 0.00%	0 0.00%	66 50.00%
	Rejected	66 50.00%	0 0.00%	0 0.00%	66 50.00%
	Cast Votes:	132 97.06%	0 0.00%	0 0.00%	132 97.06%
	Over Votes:	0 0.00%	0 0.00%	0 0.00%	0 0.00%
	Under Votes:	4 2.94%	0 0.00%	0 0.00%	4 2.94%
ENGROSSED SUBSTITUTE SENATE JOINT RESOLUTION 8206, Vote For 1					
	Approved	76 60.32%	0 0.00%	0 0.00%	76 60.32%
	Rejected	50 39.68%	0 0.00%	0 0.00%	50 39.68%
	Cast Votes:	126 92.65%	0 0.00%	0 0.00%	126 92.65%
	Over Votes:	0 0.00%	0 0.00%	0 0.00%	0 0.00%
	Under Votes:	10 7.35%	0 0.00%	0 0.00%	10 7.35%
SENATE JOINT RESOLUTION 8212, Vote For 1					
	Approved	73 57.94%	0 0.00%	0 0.00%	73 57.94%
	Rejected	53 42.06%	0 0.00%	0 0.00%	53 42.06%
	Cast Votes:	126 92.65%	0 0.00%	0 0.00%	126 92.65%
	Over Votes:	0 0.00%	0 0.00%	0 0.00%	0 0.00%
	Under Votes:	10 7.35%	0 0.00%	0 0.00%	10 7.35%
ENGROSSED HOUSE JOINT RESOLUTION 4204, Vote For 1					
	Approved	48 36.64%	0 0.00%	0 0.00%	48 36.64%
	Rejected	83 63.36%	0 0.00%	0 0.00%	83 63.36%
	Cast Votes:	131 96.32%	0 0.00%	0 0.00%	131 96.32%
	Over Votes:	0 0.00%	0 0.00%	0 0.00%	0 0.00%
	Under Votes:	5 3.68%	0 0.00%	0 0.00%	5 3.68%
SUBSTITUTE HOUSE JOINT RESOLUTION 4215, Vote For 1					
	Approved	64 50.39%	0 0.00%	0 0.00%	64 50.39%
	Rejected	63 49.61%	0 0.00%	0 0.00%	63 49.61%
	Cast Votes:	127 93.38%	0 0.00%	0 0.00%	127 93.38%
	Over Votes:	0 0.00%	0 0.00%	0 0.00%	0 0.00%
	Under Votes:	9 6.62%	0 0.00%	0 0.00%	9 6.62%



200711270115
 Skagit County Auditor

Precinct Report — Official
Skagit County, Washington — 2007 General Election — November 06, 2007

Page 79 of 329

11/27/2007 10:43 AM

Total Number of Voters : 33,455 of 59,686 = 56.05%

Precincts Reporting 118 of 118 = 100.00%

Party	Candidate	Absentee	Early	Election	Total
Precinct 134 (Ballots Cast: 136)					
Fire District #06, Commissioner Position 1, Vote For 1					
	Trevor Ford	95 100.00%	0 0.00%	0 0.00%	95 100.00%
	Cast Votes:	95 69.85%	0 0.00%	0 0.00%	95 69.85%
	Over Votes:	0 0.00%	0 0.00%	0 0.00%	0 0.00%
	Under Votes:	41 30.15%	0 0.00%	0 0.00%	41 30.15%
Hospital District #304, Commissioner Position 3, Vote For 1					
	Gary L. Kent	97 100.00%	0 0.00%	0 0.00%	97 100.00%
	Cast Votes:	97 71.32%	0 0.00%	0 0.00%	97 71.32%
	Over Votes:	0 0.00%	0 0.00%	0 0.00%	0 0.00%
	Under Votes:	39 28.68%	0 0.00%	0 0.00%	39 28.68%
Hospital District #304, Commissioner Position 5, Vote For 1					
	Robert M. Stanley	97 100.00%	0 0.00%	0 0.00%	97 100.00%
	Cast Votes:	97 71.32%	0 0.00%	0 0.00%	97 71.32%
	Over Votes:	0 0.00%	0 0.00%	0 0.00%	0 0.00%
	Under Votes:	39 28.68%	0 0.00%	0 0.00%	39 28.68%
Port of Skagit County, Commissioner District 1, Vote For 1					
	Kevin Ware	93 100.00%	0 0.00%	0 0.00%	93 100.00%
	Cast Votes:	93 68.38%	0 0.00%	0 0.00%	93 68.38%
	Over Votes:	0 0.00%	0 0.00%	0 0.00%	0 0.00%
	Under Votes:	43 31.62%	0 0.00%	0 0.00%	43 31.62%
Burlington School District #100, Director District 1, Vote For 1					
	Martin H. Lopez	96 100.00%	0 0.00%	0 0.00%	96 100.00%
	Cast Votes:	96 70.59%	0 0.00%	0 0.00%	96 70.59%
	Over Votes:	0 0.00%	0 0.00%	0 0.00%	0 0.00%
	Under Votes:	40 29.41%	0 0.00%	0 0.00%	40 29.41%
Burlington School District #100, Director District 3, Vote For 1					
	Tim Loving	58 52.25%	0 0.00%	0 0.00%	58 52.25%
	Bill Wallace	53 47.75%	0 0.00%	0 0.00%	53 47.75%
	Cast Votes:	111 81.62%	0 0.00%	0 0.00%	111 81.62%
	Over Votes:	0 0.00%	0 0.00%	0 0.00%	0 0.00%
	Under Votes:	25 18.38%	0 0.00%	0 0.00%	25 18.38%
Burlington School District #100, Director District 4, Vote For 1					
	Liza Peth Bott	96 100.00%	0 0.00%	0 0.00%	96 100.00%
	Cast Votes:	96 70.59%	0 0.00%	0 0.00%	96 70.59%
	Over Votes:	0 0.00%	0 0.00%	0 0.00%	0 0.00%
	Under Votes:	40 29.41%	0 0.00%	0 0.00%	40 29.41%



200711270115
 Skagit County Auditor

11/27/2007 Page 118 of 368 2:48PM

Precinct Report — Official
Skagit County, Washington — 2007 General Election — November 06, 2007

Page 80 of 329

11/27/2007 10:43 AM

Total Number of Voters : 33,455 of 59,686 = 56.05%

Precincts Reporting 118 of 118 = 100.00%

Party	Candidate	Absentee	Early	Election	Total
Precinct 135 (Ballots Cast: 16)					
INITIATIVE MEASURE 960, Vote For 1					
	Yes	8 50.00%	0 0.00%	0 0.00%	8 50.00%
	No	8 50.00%	0 0.00%	0 0.00%	8 50.00%
	Cast Votes:	16 100.00%	0 0.00%	0 0.00%	16 100.00%
	Over Votes:	0 0.00%	0 0.00%	0 0.00%	0 0.00%
	Under Votes:	0 0.00%	0 0.00%	0 0.00%	0 0.00%
REFERENDUM MEASURE 67, Vote For 1					
	Approved	9 56.25%	0 0.00%	0 0.00%	9 56.25%
	Rejected	7 43.75%	0 0.00%	0 0.00%	7 43.75%
	Cast Votes:	16 100.00%	0 0.00%	0 0.00%	16 100.00%
	Over Votes:	0 0.00%	0 0.00%	0 0.00%	0 0.00%
	Under Votes:	0 0.00%	0 0.00%	0 0.00%	0 0.00%
ENGROSSED SUBSTITUTE SENATE JOINT RESOLUTION 8206, Vote For 1					
	Approved	9 64.29%	0 0.00%	0 0.00%	9 64.29%
	Rejected	5 35.71%	0 0.00%	0 0.00%	5 35.71%
	Cast Votes:	14 87.50%	0 0.00%	0 0.00%	14 87.50%
	Over Votes:	0 0.00%	0 0.00%	0 0.00%	0 0.00%
	Under Votes:	2 12.50%	0 0.00%	0 0.00%	2 12.50%
SENATE JOINT RESOLUTION 8212, Vote For 1					
	Approved	11 73.33%	0 0.00%	0 0.00%	11 73.33%
	Rejected	4 26.67%	0 0.00%	0 0.00%	4 26.67%
	Cast Votes:	15 93.75%	0 0.00%	0 0.00%	15 93.75%
	Over Votes:	0 0.00%	0 0.00%	0 0.00%	0 0.00%
	Under Votes:	1 6.25%	0 0.00%	0 0.00%	1 6.25%
ENGROSSED HOUSE JOINT RESOLUTION 4204, Vote For 1					
	Approved	5 31.25%	0 0.00%	0 0.00%	5 31.25%
	Rejected	11 68.75%	0 0.00%	0 0.00%	11 68.75%
	Cast Votes:	16 100.00%	0 0.00%	0 0.00%	16 100.00%
	Over Votes:	0 0.00%	0 0.00%	0 0.00%	0 0.00%
	Under Votes:	0 0.00%	0 0.00%	0 0.00%	0 0.00%
SUBSTITUTE HOUSE JOINT RESOLUTION 4215, Vote For 1					
	Approved	5 33.33%	0 0.00%	0 0.00%	5 33.33%
	Rejected	10 66.67%	0 0.00%	0 0.00%	10 66.67%
	Cast Votes:	15 93.75%	0 0.00%	0 0.00%	15 93.75%
	Over Votes:	0 0.00%	0 0.00%	0 0.00%	0 0.00%
	Under Votes:	1 6.25%	0 0.00%	0 0.00%	1 6.25%



200711270115
 Skagit County Auditor

Precinct Report — Official
Skagit County, Washington — 2007 General Election — November 06, 2007

Page 81 of 329

11/27/2007 10:43 AM

Total Number of Voters : 33,455 of 59,686 = 56.05%

Precincts Reporting 118 of 118 = 100.00%

Party	Candidate	Absentee	Early	Election	Total
Precinct 135 (Ballots Cast: 16)					
Cemetery District 2, Commissioner Position 2, Vote For 1					
	Lyle E. Mooney	13 100.00%	0 0.00%	0 0.00%	13 100.00%
	Cast Votes:	13 81.25%	0 0.00%	0 0.00%	13 81.25%
	Over Votes:	0 0.00%	0 0.00%	0 0.00%	0 0.00%
	Under Votes:	3 18.75%	0 0.00%	0 0.00%	3 18.75%
Fidalgo Park And Recreation District, Commissioner Position 1, Vote For 1					
	Bob Linder	11 100.00%	0 0.00%	0 0.00%	11 100.00%
	Cast Votes:	11 68.75%	0 0.00%	0 0.00%	11 68.75%
	Over Votes:	0 0.00%	0 0.00%	0 0.00%	0 0.00%
	Under Votes:	5 31.25%	0 0.00%	0 0.00%	5 31.25%
Fidalgo Park And Recreation District, Commissioner Position 4, Vote For 1					
	Kim Jenssen	11 100.00%	0 0.00%	0 0.00%	11 100.00%
	Cast Votes:	11 68.75%	0 0.00%	0 0.00%	11 68.75%
	Over Votes:	0 0.00%	0 0.00%	0 0.00%	0 0.00%
	Under Votes:	5 31.25%	0 0.00%	0 0.00%	5 31.25%
Fire District #13, Commissioner Position 1, Vote For 1					
	Jim Grove	10 71.43%	0 0.00%	0 0.00%	10 71.43%
	John Doyle	4 28.57%	0 0.00%	0 0.00%	4 28.57%
	Cast Votes:	14 87.50%	0 0.00%	0 0.00%	14 87.50%
	Over Votes:	0 0.00%	0 0.00%	0 0.00%	0 0.00%
	Under Votes:	2 12.50%	0 0.00%	0 0.00%	2 12.50%
Hospital District #2, Commissioner Position 4, Vote For 1					
	Laurie M. Gere	12 100.00%	0 0.00%	0 0.00%	12 100.00%
	Cast Votes:	12 75.00%	0 0.00%	0 0.00%	12 75.00%
	Over Votes:	0 0.00%	0 0.00%	0 0.00%	0 0.00%
	Under Votes:	4 25.00%	0 0.00%	0 0.00%	4 25.00%
Hospital District #2, Commissioner Position 5, Vote For 1					
	Boyd Q. Veer	8 57.14%	0 0.00%	0 0.00%	8 57.14%
	Chip Bogosian	6 42.86%	0 0.00%	0 0.00%	6 42.86%
	Cast Votes:	14 87.50%	0 0.00%	0 0.00%	14 87.50%
	Over Votes:	0 0.00%	0 0.00%	0 0.00%	0 0.00%
	Under Votes:	2 12.50%	0 0.00%	0 0.00%	2 12.50%



200711270115

Skagit County Auditor

11/27/2007 Page 120 of 368 2:48PM

Precinct Report — Official
Skagit County, Washington — 2007 General Election — November 06, 2007

Page 82 of 329

11/27/2007 10:43 AM

Total Number of Voters : 33,455 of 59,686 = 56.05%

Precincts Reporting 118 of 118 = 100.00%

Party	Candidate	Absentee	Early	Election	Total
Precinct 135 (Ballots Cast: 16)					
	Port of Anacortes, Commissioner District 3, Vote For 1				
	Steve Hopley	10 100.00%	0 0.00%	0 0.00%	10 100.00%
	Cast Votes:	10 62.50%	0 0.00%	0 0.00%	10 62.50%
	Over Votes:	0 0.00%	0 0.00%	0 0.00%	0 0.00%
	Under Votes:	6 37.50%	0 0.00%	0 0.00%	6 37.50%
	Port of Anacortes, Commissioner District 4, Vote For 1				
	Pat D. Mooney	15 100.00%	0 0.00%	0 0.00%	15 100.00%
	Cast Votes:	15 93.75%	0 0.00%	0 0.00%	15 93.75%
	Over Votes:	0 0.00%	0 0.00%	0 0.00%	0 0.00%
	Under Votes:	1 6.25%	0 0.00%	0 0.00%	1 6.25%
	Anacortes School District #103, Director Position 3, Vote For 1				
	Jeannette L. Papadakis	10 100.00%	0 0.00%	0 0.00%	10 100.00%
	Cast Votes:	10 62.50%	0 0.00%	0 0.00%	10 62.50%
	Over Votes:	0 0.00%	0 0.00%	0 0.00%	0 0.00%
	Under Votes:	6 37.50%	0 0.00%	0 0.00%	6 37.50%
	Anacortes School District #103, Director Position 4, Vote For 1				
	Carol Pyke	10 100.00%	0 0.00%	0 0.00%	10 100.00%
	Cast Votes:	10 62.50%	0 0.00%	0 0.00%	10 62.50%
	Over Votes:	0 0.00%	0 0.00%	0 0.00%	0 0.00%
	Under Votes:	6 37.50%	0 0.00%	0 0.00%	6 37.50%
	Anacortes School District #103, Director Position 5, Vote For 1				
	Chris V. Anderson	12 100.00%	0 0.00%	0 0.00%	12 100.00%
	Cast Votes:	12 75.00%	0 0.00%	0 0.00%	12 75.00%
	Over Votes:	0 0.00%	0 0.00%	0 0.00%	0 0.00%
	Under Votes:	4 25.00%	0 0.00%	0 0.00%	4 25.00%



200711270115
 Skagit County Auditor

11/27/2007 Page 121 of 368 2:48PM

Precinct Report — Official
Skagit County, Washington — 2007 General Election — November 06, 2007

Page 83 of 329

11/27/2007 10:43 AM

Total Number of Voters : 33,455 of 59,686 = 56.05%

Precincts Reporting 118 of 118 = 100.00%

Party	Candidate	Absentee	Early	Election	Total
Precinct 136 (Ballots Cast: 183)					
INITIATIVE MEASURE 960, Vote For 1					
	Yes	94 52.51%	0 0.00%	0 0.00%	94 52.51%
	No	85 47.49%	0 0.00%	0 0.00%	85 47.49%
	Cast Votes:	179 97.81%	0 0.00%	0 0.00%	179 97.81%
	Over Votes:	0 0.00%	0 0.00%	0 0.00%	0 0.00%
	Under Votes:	4 2.19%	0 0.00%	0 0.00%	4 2.19%
REFERENDUM MEASURE 67, Vote For 1					
	Approved	111 60.99%	0 0.00%	0 0.00%	111 60.99%
	Rejected	71 39.01%	0 0.00%	0 0.00%	71 39.01%
	Cast Votes:	182 99.45%	0 0.00%	0 0.00%	182 99.45%
	Over Votes:	0 0.00%	0 0.00%	0 0.00%	0 0.00%
	Under Votes:	1 0.55%	0 0.00%	0 0.00%	1 0.55%
ENGROSSED SUBSTITUTE SENATE JOINT RESOLUTION 8206, Vote For 1					
	Approved	114 64.77%	0 0.00%	0 0.00%	114 64.77%
	Rejected	62 35.23%	0 0.00%	0 0.00%	62 35.23%
	Cast Votes:	176 96.17%	0 0.00%	0 0.00%	176 96.17%
	Over Votes:	0 0.00%	0 0.00%	0 0.00%	0 0.00%
	Under Votes:	7 3.83%	0 0.00%	0 0.00%	7 3.83%
SENATE JOINT RESOLUTION 8212, Vote For 1					
	Approved	88 52.07%	0 0.00%	0 0.00%	88 52.07%
	Rejected	81 47.93%	0 0.00%	0 0.00%	81 47.93%
	Cast Votes:	169 92.35%	0 0.00%	0 0.00%	169 92.35%
	Over Votes:	0 0.00%	0 0.00%	0 0.00%	0 0.00%
	Under Votes:	14 7.65%	0 0.00%	0 0.00%	14 7.65%
ENGROSSED HOUSE JOINT RESOLUTION 4204, Vote For 1					
	Approved	72 40.00%	0 0.00%	0 0.00%	72 40.00%
	Rejected	108 60.00%	0 0.00%	0 0.00%	108 60.00%
	Cast Votes:	180 98.36%	0 0.00%	0 0.00%	180 98.36%
	Over Votes:	0 0.00%	0 0.00%	0 0.00%	0 0.00%
	Under Votes:	3 1.64%	0 0.00%	0 0.00%	3 1.64%
SUBSTITUTE HOUSE JOINT RESOLUTION 4215, Vote For 1					
	Approved	85 48.57%	0 0.00%	0 0.00%	85 48.57%
	Rejected	90 51.43%	0 0.00%	0 0.00%	90 51.43%
	Cast Votes:	175 95.63%	0 0.00%	0 0.00%	175 95.63%
	Over Votes:	0 0.00%	0 0.00%	0 0.00%	0 0.00%
	Under Votes:	8 4.37%	0 0.00%	0 0.00%	8 4.37%



200711270115
 Skagit County Auditor

Precinct Report — Official
Skagit County, Washington — 2007 General Election — November 06, 2007

Page 84 of 329

11/27/2007 10:43 AM

Total Number of Voters : 33,455 of 59,686 = 56.05%

Precincts Reporting 118 of 118 = 100.00%

Party	Candidate	Absentee	Early	Election	Total
Precinct 136 (Ballots Cast: 183)					
Fire District #09, Commissioner Position 1, Vote For 1					
	Robert G. Guy	48 100.00%	0 0.00%	0 0.00%	48 100.00%
	Cast Votes:	48 64.00%	0 0.00%	0 0.00%	48 64.00%
	Over Votes:	0 0.00%	0 0.00%	0 0.00%	0 0.00%
	Under Votes:	27 36.00%	0 0.00%	0 0.00%	27 36.00%
Fire District #15, Commissioner Position 1, Short/Full Term, Vote For 1					
	C. Aaron Leslie	75 90.36%	0 0.00%	0 0.00%	75 90.36%
	Paul Wagner (W)	8 9.64%	0 0.00%	0 0.00%	8 9.64%
	Cast Votes:	83 76.85%	0 0.00%	0 0.00%	83 76.85%
	Over Votes:	0 0.00%	0 0.00%	0 0.00%	0 0.00%
	Under Votes:	25 23.15%	0 0.00%	0 0.00%	25 23.15%
Fire District #16, Commissioner Position 3, 2 Year Unexpired Term, Vote For 1					
	Wes Miller	76 100.00%	0 0.00%	0 0.00%	76 100.00%
	Cast Votes:	76 70.37%	0 0.00%	0 0.00%	76 70.37%
	Over Votes:	0 0.00%	0 0.00%	0 0.00%	0 0.00%
	Under Votes:	32 29.63%	0 0.00%	0 0.00%	32 29.63%
Hospital District #1, Commissioner Position 2, Vote For 1					
	Tim Raschko	117 100.00%	0 0.00%	0 0.00%	117 100.00%
	Cast Votes:	117 63.93%	0 0.00%	0 0.00%	117 63.93%
	Over Votes:	1 0.55%	0 0.00%	0 0.00%	1 0.55%
	Under Votes:	65 35.52%	0 0.00%	0 0.00%	65 35.52%
Hospital District #1, Commissioner Position 4, Vote For 1					
	James L. Hobbs Sr.	116 100.00%	0 0.00%	0 0.00%	116 100.00%
	Cast Votes:	116 63.39%	0 0.00%	0 0.00%	116 63.39%
	Over Votes:	0 0.00%	0 0.00%	0 0.00%	0 0.00%
	Under Votes:	67 36.61%	0 0.00%	0 0.00%	67 36.61%
Port of Skagit County, Commissioner District 1, Vote For 1					
	Kevin Ware	116 100.00%	0 0.00%	0 0.00%	116 100.00%
	Cast Votes:	116 63.39%	0 0.00%	0 0.00%	116 63.39%
	Over Votes:	0 0.00%	0 0.00%	0 0.00%	0 0.00%
	Under Votes:	67 36.61%	0 0.00%	0 0.00%	67 36.61%
Conway School District #317, Director Position 1, Vote For 1					
	Thom Sickelsteel	75 100.00%	0 0.00%	0 0.00%	75 100.00%
	Cast Votes:	75 69.44%	0 0.00%	0 0.00%	75 69.44%
	Over Votes:	0 0.00%	0 0.00%	0 0.00%	0 0.00%
	Under Votes:	33 30.56%	0 0.00%	0 0.00%	33 30.56%



200711270115
 Skagit County Auditor

Precinct Report — Official
Skagit County, Washington — 2007 General Election — November 06, 2007

Page 85 of 329

11/27/2007 10:43 AM

Total Number of Voters : 33,455 of 59,686 = 56.05%

Precincts Reporting 118 of 118 = 100.00%

Party	Candidate	Absentee	Early	Election	Total
Precinct 136 (Ballots Cast: 183)					
Conway School District #317, Director Position 4, Short/Full Term, Vote For 1					
	Kay Cyr	78 100.00%	0 0.00%	0 0.00%	78 100.00%
	Cast Votes:	78 72.22%	0 0.00%	0 0.00%	78 72.22%
	Over Votes:	0 0.00%	0 0.00%	0 0.00%	0 0.00%
	Under Votes:	30 27.78%	0 0.00%	0 0.00%	30 27.78%
Conway School District #317, Director Position 5, Vote For 1					
	Jessica Bell Hinderstein	74 100.00%	0 0.00%	0 0.00%	74 100.00%
	Cast Votes:	74 68.52%	0 0.00%	0 0.00%	74 68.52%
	Over Votes:	0 0.00%	0 0.00%	0 0.00%	0 0.00%
	Under Votes:	34 31.48%	0 0.00%	0 0.00%	34 31.48%
Sedro-Woolley School District #101, Director District 2, Vote For 1					
	Tim Howland	46 100.00%	0 0.00%	0 0.00%	46 100.00%
	Cast Votes:	46 61.33%	0 0.00%	0 0.00%	46 61.33%
	Over Votes:	0 0.00%	0 0.00%	0 0.00%	0 0.00%
	Under Votes:	29 38.67%	0 0.00%	0 0.00%	29 38.67%
Sedro-Woolley School District #101, Director District 3, Vote For 1					
	Rich Weyrich	47 100.00%	0 0.00%	0 0.00%	47 100.00%
	Cast Votes:	47 62.67%	0 0.00%	0 0.00%	47 62.67%
	Over Votes:	0 0.00%	0 0.00%	0 0.00%	0 0.00%
	Under Votes:	28 37.33%	0 0.00%	0 0.00%	28 37.33%
Sewer District 2, Commissioner Position 1, Short/Full term, Vote For 1					
	Mark Pearson	13 100.00%	0 0.00%	0 0.00%	13 100.00%
	Cast Votes:	13 86.67%	0 0.00%	0 0.00%	13 86.67%
	Over Votes:	0 0.00%	0 0.00%	0 0.00%	0 0.00%
	Under Votes:	2 13.33%	0 0.00%	0 0.00%	2 13.33%



200711270115
 Skagit County Auditor

Precinct Report — Official
Skagit County, Washington — 2007 General Election — November 06, 2007

Page 86 of 329

11/27/2007 10:43 AM

Total Number of Voters : 33,455 of 59,686 = 56.05%

Precincts Reporting 118 of 118 = 100.00%

Party	Candidate	Absentee	Early	Election	Total
Precinct 137 (Ballots Cast: 372)					
INITIATIVE MEASURE 960, Vote For 1					
Yes		215 59.39%	0 0.00%	0 0.00%	215 59.39%
No		147 40.61%	0 0.00%	0 0.00%	147 40.61%
Cast Votes:		362 97.31%	0 0.00%	0 0.00%	362 97.31%
Over Votes:		0 0.00%	0 0.00%	0 0.00%	0 0.00%
Under Votes:		10 2.69%	0 0.00%	0 0.00%	10 2.69%
REFERENDUM MEASURE 67, Vote For 1					
Approved		184 50.41%	0 0.00%	0 0.00%	184 50.41%
Rejected		181 49.59%	0 0.00%	0 0.00%	181 49.59%
Cast Votes:		365 98.12%	0 0.00%	0 0.00%	365 98.12%
Over Votes:		0 0.00%	0 0.00%	0 0.00%	0 0.00%
Under Votes:		7 1.88%	0 0.00%	0 0.00%	7 1.88%
ENGROSSED SUBSTITUTE SENATE JOINT RESOLUTION 8206, Vote For 1					
Approved		234 66.10%	0 0.00%	0 0.00%	234 66.10%
Rejected		120 33.90%	0 0.00%	0 0.00%	120 33.90%
Cast Votes:		354 95.16%	0 0.00%	0 0.00%	354 95.16%
Over Votes:		0 0.00%	0 0.00%	0 0.00%	0 0.00%
Under Votes:		18 4.84%	0 0.00%	0 0.00%	18 4.84%
SENATE JOINT RESOLUTION 8212, Vote For 1					
Approved		197 55.18%	0 0.00%	0 0.00%	197 55.18%
Rejected		160 44.82%	0 0.00%	0 0.00%	160 44.82%
Cast Votes:		357 95.97%	0 0.00%	0 0.00%	357 95.97%
Over Votes:		0 0.00%	0 0.00%	0 0.00%	0 0.00%
Under Votes:		15 4.03%	0 0.00%	0 0.00%	15 4.03%
ENGROSSED HOUSE JOINT RESOLUTION 4204, Vote For 1					
Approved		146 39.35%	0 0.00%	0 0.00%	146 39.35%
Rejected		225 60.65%	0 0.00%	0 0.00%	225 60.65%
Cast Votes:		371 99.73%	0 0.00%	0 0.00%	371 99.73%
Over Votes:		0 0.00%	0 0.00%	0 0.00%	0 0.00%
Under Votes:		1 0.27%	0 0.00%	0 0.00%	1 0.27%
SUBSTITUTE HOUSE JOINT RESOLUTION 4215, Vote For 1					
Approved		162 45.76%	0 0.00%	0 0.00%	162 45.76%
Rejected		192 54.24%	0 0.00%	0 0.00%	192 54.24%
Cast Votes:		354 95.16%	0 0.00%	0 0.00%	354 95.16%
Over Votes:		0 0.00%	0 0.00%	0 0.00%	0 0.00%
Under Votes:		18 4.84%	0 0.00%	0 0.00%	18 4.84%



200711270115
 Skagit County Auditor
 11/27/2007 Page 125 of 368 2:48PM

Precinct Report — Official
Skagit County, Washington — 2007 General Election — November 06, 2007

Page 87 of 329

11/27/2007 10:43 AM

Total Number of Voters : 33,455 of 59,686 = 56.05%

Precincts Reporting 118 of 118 = 100.00%

Party	Candidate	Absentee	Early	Election	Total
Precinct 137 (Ballots Cast: 372)					
Fire District #08, Commissioner Position 1, Vote For 1					
	Jim Kennedy	244 100.00%	0 0.00%	0 0.00%	244 100.00%
	Cast Votes:	244 65.59%	0 0.00%	0 0.00%	244 65.59%
	Over Votes:	1 0.27%	0 0.00%	0 0.00%	1 0.27%
	Under Votes:	127 34.14%	0 0.00%	0 0.00%	127 34.14%
Hospital District #304, Commissioner Position 3, Vote For 1					
	Gary L. Kent	235 100.00%	0 0.00%	0 0.00%	235 100.00%
	Cast Votes:	235 63.17%	0 0.00%	0 0.00%	235 63.17%
	Over Votes:	0 0.00%	0 0.00%	0 0.00%	0 0.00%
	Under Votes:	137 36.83%	0 0.00%	0 0.00%	137 36.83%
Hospital District #304, Commissioner Position 5, Vote For 1					
	Robert M. Stanley	236 100.00%	0 0.00%	0 0.00%	236 100.00%
	Cast Votes:	236 63.44%	0 0.00%	0 0.00%	236 63.44%
	Over Votes:	0 0.00%	0 0.00%	0 0.00%	0 0.00%
	Under Votes:	136 36.56%	0 0.00%	0 0.00%	136 36.56%
Port of Skagit County, Commissioner District 1, Vote For 1					
	Kevin Ware	235 100.00%	0 0.00%	0 0.00%	235 100.00%
	Cast Votes:	235 63.17%	0 0.00%	0 0.00%	235 63.17%
	Over Votes:	0 0.00%	0 0.00%	0 0.00%	0 0.00%
	Under Votes:	137 36.83%	0 0.00%	0 0.00%	137 36.83%
Burlington School District #100, Director District 1, Vote For 1					
	Martin H. Lopez	12 100.00%	0 0.00%	0 0.00%	12 100.00%
	Cast Votes:	12 57.14%	0 0.00%	0 0.00%	12 57.14%
	Over Votes:	0 0.00%	0 0.00%	0 0.00%	0 0.00%
	Under Votes:	9 42.86%	0 0.00%	0 0.00%	9 42.86%
Burlington School District #100, Director District 3, Vote For 1					
	Tim Loving	4 28.57%	0 0.00%	0 0.00%	4 28.57%
	Bill Wallace	10 71.43%	0 0.00%	0 0.00%	10 71.43%
	Cast Votes:	14 66.67%	0 0.00%	0 0.00%	14 66.67%
	Over Votes:	0 0.00%	0 0.00%	0 0.00%	0 0.00%
	Under Votes:	7 33.33%	0 0.00%	0 0.00%	7 33.33%
Burlington School District #100, Director District 4, Vote For 1					
	Liza Peth Bott	13 100.00%	0 0.00%	0 0.00%	13 100.00%
	Cast Votes:	13 61.90%	0 0.00%	0 0.00%	13 61.90%
	Over Votes:	0 0.00%	0 0.00%	0 0.00%	0 0.00%
	Under Votes:	8 38.10%	0 0.00%	0 0.00%	8 38.10%



200711270115
 Skagit County Auditor

Precinct Report — Official
Skagit County, Washington — 2007 General Election — November 06, 2007

Page 88 of 329

11/27/2007 10:43 AM

Total Number of Voters : 33,455 of 59,686 = 56.05%

Precincts Reporting 118 of 118 = 100.00%

Party	Candidate	Absentee	Early	Election	Total
Precinct 137 (Ballots Cast: 372)					
Sedro-Woolley School District #101, Director District 2, Vote For 1					
	Tim Howland	234 100.00%	0 0.00%	0 0.00%	234 100.00%
	Cast Votes:	234 66.67%	0 0.00%	0 0.00%	234 66.67%
	Over Votes:	0 0.00%	0 0.00%	0 0.00%	0 0.00%
	Under Votes:	117 33.33%	0 0.00%	0 0.00%	117 33.33%
Sedro-Woolley School District #101, Director District 3, Vote For 1					
	Rich Weyrich	240 100.00%	0 0.00%	0 0.00%	240 100.00%
	Cast Votes:	240 68.38%	0 0.00%	0 0.00%	240 68.38%
	Over Votes:	0 0.00%	0 0.00%	0 0.00%	0 0.00%
	Under Votes:	111 31.62%	0 0.00%	0 0.00%	111 31.62%



200711270115
 Skagit County Auditor

Precinct Report — Official
Skagit County, Washington — 2007 General Election — November 06, 2007

Page 89 of 329

11/27/2007 10:43 AM

Total Number of Voters : 33,455 of 59,686 = 56.05%

Precincts Reporting 118 of 118 = 100.00%

Party	Candidate	Absentee	Early	Election	Total
Precinct 138 (Ballots Cast: 94)					
INITIATIVE MEASURE 960, Vote For 1					
	Yes	41 44.57%	0 0.00%	0 0.00%	41 44.57%
	No	51 55.43%	0 0.00%	0 0.00%	51 55.43%
	Cast Votes:	92 97.87%	0 0.00%	0 0.00%	92 97.87%
	Over Votes:	0 0.00%	0 0.00%	0 0.00%	0 0.00%
	Under Votes:	2 2.13%	0 0.00%	0 0.00%	2 2.13%
REFERENDUM MEASURE 67, Vote For 1					
	Approved	43 46.24%	0 0.00%	0 0.00%	43 46.24%
	Rejected	50 53.76%	0 0.00%	0 0.00%	50 53.76%
	Cast Votes:	93 98.94%	0 0.00%	0 0.00%	93 98.94%
	Over Votes:	0 0.00%	0 0.00%	0 0.00%	0 0.00%
	Under Votes:	1 1.06%	0 0.00%	0 0.00%	1 1.06%
ENGROSSED SUBSTITUTE SENATE JOINT RESOLUTION 8206, Vote For 1					
	Approved	68 77.27%	0 0.00%	0 0.00%	68 77.27%
	Rejected	20 22.73%	0 0.00%	0 0.00%	20 22.73%
	Cast Votes:	88 93.62%	0 0.00%	0 0.00%	88 93.62%
	Over Votes:	0 0.00%	0 0.00%	0 0.00%	0 0.00%
	Under Votes:	6 6.38%	0 0.00%	0 0.00%	6 6.38%
SENATE JOINT RESOLUTION 8212, Vote For 1					
	Approved	62 66.67%	0 0.00%	0 0.00%	62 66.67%
	Rejected	31 33.33%	0 0.00%	0 0.00%	31 33.33%
	Cast Votes:	93 98.94%	0 0.00%	0 0.00%	93 98.94%
	Over Votes:	0 0.00%	0 0.00%	0 0.00%	0 0.00%
	Under Votes:	1 1.06%	0 0.00%	0 0.00%	1 1.06%
ENGROSSED HOUSE JOINT RESOLUTION 4204, Vote For 1					
	Approved	38 40.86%	0 0.00%	0 0.00%	38 40.86%
	Rejected	55 59.14%	0 0.00%	0 0.00%	55 59.14%
	Cast Votes:	93 98.94%	0 0.00%	0 0.00%	93 98.94%
	Over Votes:	0 0.00%	0 0.00%	0 0.00%	0 0.00%
	Under Votes:	1 1.06%	0 0.00%	0 0.00%	1 1.06%
SUBSTITUTE HOUSE JOINT RESOLUTION 4215, Vote For 1					
	Approved	53 58.89%	0 0.00%	0 0.00%	53 58.89%
	Rejected	37 41.11%	0 0.00%	0 0.00%	37 41.11%
	Cast Votes:	90 95.74%	0 0.00%	0 0.00%	90 95.74%
	Over Votes:	0 0.00%	0 0.00%	0 0.00%	0 0.00%
	Under Votes:	4 4.26%	0 0.00%	0 0.00%	4 4.26%



200711270115
 Skagit County Auditor

Precinct Report — Official
Skagit County, Washington — 2007 General Election — November 06, 2007

Page 90 of 329

11/27/2007 10:43 AM

Total Number of Voters : 33,455 of 59,686 = 56.05%

Precincts Reporting 118 of 118 = 100.00%

Party	Candidate	Absentee	Early	Election	Total
Precinct 138 (Ballots Cast: 94)					
Fire District #09, Commissioner Position 1, Vote For 1					
	Robert G. Guy	18 100.00%	0 0.00%	0 0.00%	18 100.00%
	Cast Votes:	18 90.00%	0 0.00%	0 0.00%	18 90.00%
	Over Votes:	0 0.00%	0 0.00%	0 0.00%	0 0.00%
	Under Votes:	2 10.00%	0 0.00%	0 0.00%	2 10.00%
Fire District #15, Commissioner Position 1, Short/Full Term, Vote For 1					
	C. Aaron Leslie	47 95.92%	0 0.00%	0 0.00%	47 95.92%
	Paul Wagner (W)	2 4.08%	0 0.00%	0 0.00%	2 4.08%
	Cast Votes:	49 66.22%	0 0.00%	0 0.00%	49 66.22%
	Over Votes:	0 0.00%	0 0.00%	0 0.00%	0 0.00%
	Under Votes:	25 33.78%	0 0.00%	0 0.00%	25 33.78%
Fire District #15, Commissioner Position 3, 2 Year Unexpired Term, Vote For 1					
	Wes Miller	53 100.00%	0 0.00%	0 0.00%	53 100.00%
	Cast Votes:	53 71.62%	0 0.00%	0 0.00%	53 71.62%
	Over Votes:	0 0.00%	0 0.00%	0 0.00%	0 0.00%
	Under Votes:	21 28.38%	0 0.00%	0 0.00%	21 28.38%
Hospital District #1, Commissioner Position 2, Vote For 1					
	Tim Raschko	62 100.00%	0 0.00%	0 0.00%	62 100.00%
	Cast Votes:	62 65.96%	0 0.00%	0 0.00%	62 65.96%
	Over Votes:	0 0.00%	0 0.00%	0 0.00%	0 0.00%
	Under Votes:	32 34.04%	0 0.00%	0 0.00%	32 34.04%
Hospital District #1, Commissioner Position 4, Vote For 1					
	James L. Hobbs Sr.	63 100.00%	0 0.00%	0 0.00%	63 100.00%
	Cast Votes:	63 67.02%	0 0.00%	0 0.00%	63 67.02%
	Over Votes:	0 0.00%	0 0.00%	0 0.00%	0 0.00%
	Under Votes:	31 32.98%	0 0.00%	0 0.00%	31 32.98%
Port of Skagit County, Commissioner District 1, Vote For 1					
	Kevin Ware	63 100.00%	0 0.00%	0 0.00%	63 100.00%
	Cast Votes:	63 67.02%	0 0.00%	0 0.00%	63 67.02%
	Over Votes:	0 0.00%	0 0.00%	0 0.00%	0 0.00%
	Under Votes:	31 32.98%	0 0.00%	0 0.00%	31 32.98%
Conway School District #317, Director Position 1, Vote For 1					
	Thom Sickelsteel	48 100.00%	0 0.00%	0 0.00%	48 100.00%
	Cast Votes:	48 64.86%	0 0.00%	0 0.00%	48 64.86%
	Over Votes:	0 0.00%	0 0.00%	0 0.00%	0 0.00%
	Under Votes:	26 35.14%	0 0.00%	0 0.00%	26 35.14%



200711270115
 Skagit County Auditor

Precinct Report — Official
Skagit County, Washington — 2007 General Election — November 06, 2007

Page 91 of 329

11/27/2007 10:43 AM

Total Number of Voters : 33,455 of 59,686 = 56.05%

Precincts Reporting 118 of 118 = 100.00%

Party	Candidate	Absentee	Early	Election	Total
Precinct 138 (Ballots Cast: 94)					
Conway School District #317, Director Position 4, Short/Full Term, Vote For 1					
	Kay Cyr	47 100.00%	0 0.00%	0 0.00%	47 100.00%
	Cast Votes:	47 63.51%	0 0.00%	0 0.00%	47 63.51%
	Over Votes:	0 0.00%	0 0.00%	0 0.00%	0 0.00%
	Under Votes:	27 36.49%	0 0.00%	0 0.00%	27 36.49%
Conway School District #317, Director Position 5, Vote For 1					
	Jessica Bell Hinderstein	47 100.00%	0 0.00%	0 0.00%	47 100.00%
	Cast Votes:	47 63.51%	0 0.00%	0 0.00%	47 63.51%
	Over Votes:	0 0.00%	0 0.00%	0 0.00%	0 0.00%
	Under Votes:	27 36.49%	0 0.00%	0 0.00%	27 36.49%
Sedro-Woolley School District #101, Director District 2, Vote For 1					
	Tim Howland	17 100.00%	0 0.00%	0 0.00%	17 100.00%
	Cast Votes:	17 85.00%	0 0.00%	0 0.00%	17 85.00%
	Over Votes:	0 0.00%	0 0.00%	0 0.00%	0 0.00%
	Under Votes:	3 15.00%	0 0.00%	0 0.00%	3 15.00%
Sedro-Woolley School District #101, Director District 3, Vote For 1					
	Rich Weyrich	16 100.00%	0 0.00%	0 0.00%	16 100.00%
	Cast Votes:	16 80.00%	0 0.00%	0 0.00%	16 80.00%
	Over Votes:	0 0.00%	0 0.00%	0 0.00%	0 0.00%
	Under Votes:	4 20.00%	0 0.00%	0 0.00%	4 20.00%



200711270115

Skagit County Auditor

Precinct Report — Official
Skagit County, Washington — 2007 General Election — November 06, 2007

Page 92 of 329

11/27/2007 10:43 AM

Total Number of Voters : 33,455 of 59,686 = 56.05%

Precincts Reporting 118 of 118 = 100.00%

Party	Candidate	Absentee	Early	Election	Total
Precinct 139 (Ballots Cast: 225)					
INITIATIVE MEASURE 960, Vote For 1					
	Yes	126 57.53%	0 0.00%	0 0.00%	126 57.53%
	No	93 42.47%	0 0.00%	0 0.00%	93 42.47%
	Cast Votes:	219 97.33%	0 0.00%	0 0.00%	219 97.33%
	Over Votes:	0 0.00%	0 0.00%	0 0.00%	0 0.00%
	Under Votes:	6 2.67%	0 0.00%	0 0.00%	6 2.67%
REFERENDUM MEASURE 67, Vote For 1					
	Approved	127 57.47%	0 0.00%	0 0.00%	127 57.47%
	Rejected	94 42.53%	0 0.00%	0 0.00%	94 42.53%
	Cast Votes:	221 98.22%	0 0.00%	0 0.00%	221 98.22%
	Over Votes:	0 0.00%	0 0.00%	0 0.00%	0 0.00%
	Under Votes:	4 1.78%	0 0.00%	0 0.00%	4 1.78%
ENGROSSED SUBSTITUTE SENATE JOINT RESOLUTION 8206, Vote For 1					
	Approved	132 61.97%	0 0.00%	0 0.00%	132 61.97%
	Rejected	81 38.03%	0 0.00%	0 0.00%	81 38.03%
	Cast Votes:	213 94.67%	0 0.00%	0 0.00%	213 94.67%
	Over Votes:	0 0.00%	0 0.00%	0 0.00%	0 0.00%
	Under Votes:	12 5.33%	0 0.00%	0 0.00%	12 5.33%
SENATE JOINT RESOLUTION 8212, Vote For 1					
	Approved	107 50.95%	0 0.00%	0 0.00%	107 50.95%
	Rejected	103 49.05%	0 0.00%	0 0.00%	103 49.05%
	Cast Votes:	210 93.33%	0 0.00%	0 0.00%	210 93.33%
	Over Votes:	0 0.00%	0 0.00%	0 0.00%	0 0.00%
	Under Votes:	15 6.67%	0 0.00%	0 0.00%	15 6.67%
ENGROSSED HOUSE JOINT RESOLUTION 4204, Vote For 1					
	Approved	76 34.08%	0 0.00%	0 0.00%	76 34.08%
	Rejected	147 65.92%	0 0.00%	0 0.00%	147 65.92%
	Cast Votes:	223 99.11%	0 0.00%	0 0.00%	223 99.11%
	Over Votes:	0 0.00%	0 0.00%	0 0.00%	0 0.00%
	Under Votes:	2 0.89%	0 0.00%	0 0.00%	2 0.89%
SUBSTITUTE HOUSE JOINT RESOLUTION 4215, Vote For 1					
	Approved	76 37.07%	0 0.00%	0 0.00%	76 37.07%
	Rejected	129 62.93%	0 0.00%	0 0.00%	129 62.93%
	Cast Votes:	205 91.11%	0 0.00%	0 0.00%	205 91.11%
	Over Votes:	0 0.00%	0 0.00%	0 0.00%	0 0.00%
	Under Votes:	20 8.89%	0 0.00%	0 0.00%	20 8.89%



200711270115
 Skagit County Auditor

Precinct Report — Official
Skagit County, Washington — 2007 General Election — November 06, 2007


Page 93 of 329

11/27/2007 10:43 AM

Total Number of Voters : 33,455 of 59,686 = 56.05%

Precincts Reporting 118 of 118 = 100.00%

Party	Candidate	Absentee	Early	Election	Total
Precinct 139 (Ballots Cast: 225)					
Fire District #08, Commissioner Position 1, Vote For 1					
	Jim Kennedy	143 100.00%	0 0.00%	0 0.00%	143 100.00%
	Cast Votes:	143 63.56%	0 0.00%	0 0.00%	143 63.56%
	Over Votes:	0 0.00%	0 0.00%	0 0.00%	0 0.00%
	Under Votes:	82 36.44%	0 0.00%	0 0.00%	82 36.44%
Hospital District #304, Commissioner Position 3, Vote For 1					
	Gary L. Kent	142 100.00%	0 0.00%	0 0.00%	142 100.00%
	Cast Votes:	142 63.11%	0 0.00%	0 0.00%	142 63.11%
	Over Votes:	0 0.00%	0 0.00%	0 0.00%	0 0.00%
	Under Votes:	83 36.89%	0 0.00%	0 0.00%	83 36.89%
Hospital District #304, Commissioner Position 5, Vote For 1					
	Robert M. Stanley	143 100.00%	0 0.00%	0 0.00%	143 100.00%
	Cast Votes:	143 63.56%	0 0.00%	0 0.00%	143 63.56%
	Over Votes:	0 0.00%	0 0.00%	0 0.00%	0 0.00%
	Under Votes:	82 36.44%	0 0.00%	0 0.00%	82 36.44%
Port of Skagit County, Commissioner District 1, Vote For 1					
	Kevin Ware	142 100.00%	0 0.00%	0 0.00%	142 100.00%
	Cast Votes:	142 63.11%	0 0.00%	0 0.00%	142 63.11%
	Over Votes:	0 0.00%	0 0.00%	0 0.00%	0 0.00%
	Under Votes:	83 36.89%	0 0.00%	0 0.00%	83 36.89%
Sedro-Woolley School District #101, Director District 2, Vote For 1					
	Tim Howland	144 100.00%	0 0.00%	0 0.00%	144 100.00%
	Cast Votes:	144 64.00%	0 0.00%	0 0.00%	144 64.00%
	Over Votes:	0 0.00%	0 0.00%	0 0.00%	0 0.00%
	Under Votes:	81 36.00%	0 0.00%	0 0.00%	81 36.00%
Sedro-Woolley School District #101, Director District 3, Vote For 1					
	Rich Weyrich	144 100.00%	0 0.00%	0 0.00%	144 100.00%
	Cast Votes:	144 64.00%	0 0.00%	0 0.00%	144 64.00%
	Over Votes:	0 0.00%	0 0.00%	0 0.00%	0 0.00%
	Under Votes:	81 36.00%	0 0.00%	0 0.00%	81 36.00%



200711270115
 Skagit County Auditor
 11/27/2007 Page 132 of 368 2:48PM

Precinct Report — Official
Skagit County, Washington — 2007 General Election — November 06, 2007

Page 94 of 329

11/27/2007 10:43 AM

Total Number of Voters : 33,455 of 59,686 = 56.05%

Precincts Reporting 118 of 118 = 100.00%

Party	Candidate	Absentee	Early	Election	Total
Precinct 140 (Ballots Cast: 376)					
INITIATIVE MEASURE 960, Vote For 1					
	Yes	191 52.04%	0 0.00%	0 0.00%	191 52.04%
	No	176 47.96%	0 0.00%	0 0.00%	176 47.96%
	Cast Votes:	367 97.61%	0 0.00%	0 0.00%	367 97.61%
	Over Votes:	0 0.00%	0 0.00%	0 0.00%	0 0.00%
	Under Votes:	9 2.39%	0 0.00%	0 0.00%	9 2.39%
REFERENDUM MEASURE 67, Vote For 1					
	Approved	196 52.69%	0 0.00%	0 0.00%	196 52.69%
	Rejected	176 47.31%	0 0.00%	0 0.00%	176 47.31%
	Cast Votes:	372 98.94%	0 0.00%	0 0.00%	372 98.94%
	Over Votes:	0 0.00%	0 0.00%	0 0.00%	0 0.00%
	Under Votes:	4 1.06%	0 0.00%	0 0.00%	4 1.06%
ENGROSSED SUBSTITUTE SENATE JOINT RESOLUTION 8206, Vote For 1					
	Approved	234 65.36%	0 0.00%	0 0.00%	234 65.36%
	Rejected	124 34.64%	0 0.00%	0 0.00%	124 34.64%
	Cast Votes:	358 95.21%	0 0.00%	0 0.00%	358 95.21%
	Over Votes:	0 0.00%	0 0.00%	0 0.00%	0 0.00%
	Under Votes:	18 4.79%	0 0.00%	0 0.00%	18 4.79%
SENATE JOINT RESOLUTION 8212, Vote For 1					
	Approved	217 60.78%	0 0.00%	0 0.00%	217 60.78%
	Rejected	140 39.22%	0 0.00%	0 0.00%	140 39.22%
	Cast Votes:	357 94.95%	0 0.00%	0 0.00%	357 94.95%
	Over Votes:	0 0.00%	0 0.00%	0 0.00%	0 0.00%
	Under Votes:	19 5.05%	0 0.00%	0 0.00%	19 5.05%
ENGROSSED HOUSE JOINT RESOLUTION 4204, Vote For 1					
	Approved	183 48.93%	0 0.00%	0 0.00%	183 48.93%
	Rejected	191 51.07%	0 0.00%	0 0.00%	191 51.07%
	Cast Votes:	374 99.47%	0 0.00%	0 0.00%	374 99.47%
	Over Votes:	0 0.00%	0 0.00%	0 0.00%	0 0.00%
	Under Votes:	2 0.53%	0 0.00%	0 0.00%	2 0.53%
SUBSTITUTE HOUSE JOINT RESOLUTION 4215, Vote For 1					
	Approved	183 51.26%	0 0.00%	0 0.00%	183 51.26%
	Rejected	174 48.74%	0 0.00%	0 0.00%	174 48.74%
	Cast Votes:	357 94.95%	0 0.00%	0 0.00%	357 94.95%
	Over Votes:	0 0.00%	0 0.00%	0 0.00%	0 0.00%
	Under Votes:	19 5.05%	0 0.00%	0 0.00%	19 5.05%

200711270115
 Skagit County Auditor

11/27/2007 Page 133 of 368 2:48PM

Precinct Report — Official
Skagit County, Washington — 2007 General Election — November 06, 2007


Page 95 of 329

11/27/2007 10:43 AM

Total Number of Voters : 33,455 of 59,686 = 56.05%

Precincts Reporting 118 of 118 = 100.00%

Party	Candidate	Absentee	Early	Election	Total
Precinct 140 (Ballots Cast: 376)					
Fire District #04, Commissioner Position 1, Vote For 1					
	Les Martin	64 100.00%	0 0.00%	0 0.00%	64 100.00%
	Cast Votes:	64 64.00%	0 0.00%	0 0.00%	64 64.00%
	Over Votes:	0 0.00%	0 0.00%	0 0.00%	0 0.00%
	Under Votes:	36 36.00%	0 0.00%	0 0.00%	36 36.00%
Fire District #09, Commissioner Position 1, Vote For 1					
	Robert G. Guy	194 100.00%	0 0.00%	0 0.00%	194 100.00%
	Cast Votes:	194 70.55%	0 0.00%	0 0.00%	194 70.55%
	Over Votes:	0 0.00%	0 0.00%	0 0.00%	0 0.00%
	Under Votes:	81 29.45%	0 0.00%	0 0.00%	81 29.45%
Hospital District #1, Commissioner Position 2, Vote For 1					
	Tim Raschko	237 100.00%	0 0.00%	0 0.00%	237 100.00%
	Cast Votes:	237 63.03%	0 0.00%	0 0.00%	237 63.03%
	Over Votes:	0 0.00%	0 0.00%	0 0.00%	0 0.00%
	Under Votes:	139 36.97%	0 0.00%	0 0.00%	139 36.97%
Hospital District #1, Commissioner Position 4, Vote For 1					
	James L. Hobbs Sr.	238 100.00%	0 0.00%	0 0.00%	238 100.00%
	Cast Votes:	238 63.30%	0 0.00%	0 0.00%	238 63.30%
	Over Votes:	0 0.00%	0 0.00%	0 0.00%	0 0.00%
	Under Votes:	138 36.70%	0 0.00%	0 0.00%	138 36.70%
Port of Skagit County, Commissioner District 1, Vote For 1					
	Kevin Ware	239 100.00%	0 0.00%	0 0.00%	239 100.00%
	Cast Votes:	239 63.56%	0 0.00%	0 0.00%	239 63.56%
	Over Votes:	0 0.00%	0 0.00%	0 0.00%	0 0.00%
	Under Votes:	137 36.44%	0 0.00%	0 0.00%	137 36.44%
Sedro-Woolley School District #101, Director District 2, Vote For 1					
	Tim Howland	247 100.00%	0 0.00%	0 0.00%	247 100.00%
	Cast Votes:	247 65.69%	0 0.00%	0 0.00%	247 65.69%
	Over Votes:	0 0.00%	0 0.00%	0 0.00%	0 0.00%
	Under Votes:	129 34.31%	0 0.00%	0 0.00%	129 34.31%
Sedro-Woolley School District #101, Director District 3, Vote For 1					
	Rich Weyrich	245 100.00%	0 0.00%	0 0.00%	245 100.00%
	Cast Votes:	245 65.16%	0 0.00%	0 0.00%	245 65.16%
	Over Votes:	0 0.00%	0 0.00%	0 0.00%	0 0.00%
	Under Votes:	131 34.84%	0 0.00%	0 0.00%	131 34.84%



Precinct Report — Official
Skagit County, Washington — 2007 General Election — November 06, 2007

Page 96 of 329

11/27/2007 10:43 AM

Total Number of Voters : 33,455 of 59,686 = 56.05%

Precincts Reporting 118 of 118 = 100.00%

Party	Candidate	Absentee	Early	Election	Total
Precinct 140 (Ballots Cast: 376)					
Sewer District 2, Commissioner Position 1, Short/Full term, Vote For 1					
	Mark Pearson	77 100.00%	0 0.00%	0 0.00%	77 100.00%
	Cast Votes:	77 70.64%	0 0.00%	0 0.00%	77 70.64%
	Over Votes:	0 0.00%	0 0.00%	0 0.00%	0 0.00%
	Under Votes:	32 29.36%	0 0.00%	0 0.00%	32 29.36%



200711270115

Skagit County Auditor

Precinct Report — Official
Skagit County, Washington — 2007 General Election — November 06, 2007

Page 97 of 329

11/27/2007 10:43 AM

Total Number of Voters : 33,455 of 59,686 = 56.05%

Precincts Reporting 118 of 118 = 100.00%

Party	Candidate	Absentee	Early	Election	Total
Precinct 141 (Ballots Cast: 215)					
INITIATIVE MEASURE 960, Vote For 1					
	Yes	96 45.07%	0 0.00%	0 0.00%	96 45.07%
	No	117 54.93%	0 0.00%	0 0.00%	117 54.93%
	Cast Votes:	213 99.07%	0 0.00%	0 0.00%	213 99.07%
	Over Votes:	0 0.00%	0 0.00%	0 0.00%	0 0.00%
	Under Votes:	2 0.93%	0 0.00%	0 0.00%	2 0.93%
REFERENDUM MEASURE 67, Vote For 1					
	Approved	120 57.14%	0 0.00%	0 0.00%	120 57.14%
	Rejected	90 42.86%	0 0.00%	0 0.00%	90 42.86%
	Cast Votes:	210 97.67%	0 0.00%	0 0.00%	210 97.67%
	Over Votes:	0 0.00%	0 0.00%	0 0.00%	0 0.00%
	Under Votes:	5 2.33%	0 0.00%	0 0.00%	5 2.33%
ENGROSSED SUBSTITUTE SENATE JOINT RESOLUTION 8206, Vote For 1					
	Approved	123 60.29%	0 0.00%	0 0.00%	123 60.29%
	Rejected	81 39.71%	0 0.00%	0 0.00%	81 39.71%
	Cast Votes:	204 94.88%	0 0.00%	0 0.00%	204 94.88%
	Over Votes:	0 0.00%	0 0.00%	0 0.00%	0 0.00%
	Under Votes:	11 5.12%	0 0.00%	0 0.00%	11 5.12%
SENATE JOINT RESOLUTION 8212, Vote For 1					
	Approved	116 56.59%	0 0.00%	0 0.00%	116 56.59%
	Rejected	89 43.41%	0 0.00%	0 0.00%	89 43.41%
	Cast Votes:	205 95.35%	0 0.00%	0 0.00%	205 95.35%
	Over Votes:	0 0.00%	0 0.00%	0 0.00%	0 0.00%
	Under Votes:	10 4.65%	0 0.00%	0 0.00%	10 4.65%
ENGROSSED HOUSE JOINT RESOLUTION 4204, Vote For 1					
	Approved	108 50.23%	0 0.00%	0 0.00%	108 50.23%
	Rejected	107 49.77%	0 0.00%	0 0.00%	107 49.77%
	Cast Votes:	215 100.00%	0 0.00%	0 0.00%	215 100.00%
	Over Votes:	0 0.00%	0 0.00%	0 0.00%	0 0.00%
	Under Votes:	0 0.00%	0 0.00%	0 0.00%	0 0.00%
SUBSTITUTE HOUSE JOINT RESOLUTION 4215, Vote For 1					
	Approved	99 48.77%	0 0.00%	0 0.00%	99 48.77%
	Rejected	104 51.23%	0 0.00%	0 0.00%	104 51.23%
	Cast Votes:	203 94.42%	0 0.00%	0 0.00%	203 94.42%
	Over Votes:	0 0.00%	0 0.00%	0 0.00%	0 0.00%
	Under Votes:	12 5.58%	0 0.00%	0 0.00%	12 5.58%



200711270115
 Skagit County Auditor

Precinct Report — Official
Skagit County, Washington — 2007 General Election — November 06, 2007

Page 98 of 329

11/27/2007 10:43 AM

Total Number of Voters : 33,455 of 59,686 = 56.05%

Precincts Reporting 118 of 118 = 100.00%

Party	Candidate	Absentee	Early	Election	Total
Precinct 141 (Ballots Cast: 215)					
	Cemetery District 6, Commissioner Position 2, Vote For 1				
	Beverly Van Slageren	150 100.00%	0 0.00%	0 0.00%	150 100.00%
	Cast Votes:	150 70.42%	0 0.00%	0 0.00%	150 70.42%
	Over Votes:	0 0.00%	0 0.00%	0 0.00%	0 0.00%
	Under Votes:	63 29.58%	0 0.00%	0 0.00%	63 29.58%
	Fire District #04, Commissioner Position 1, Vote For 1				
	Les Martin	149 100.00%	0 0.00%	0 0.00%	149 100.00%
	Cast Votes:	149 69.30%	0 0.00%	0 0.00%	149 69.30%
	Over Votes:	0 0.00%	0 0.00%	0 0.00%	0 0.00%
	Under Votes:	66 30.70%	0 0.00%	0 0.00%	66 30.70%
	Hospital District #304, Commissioner Position 3, Vote For 1				
	Gary L. Kent	142 100.00%	0 0.00%	0 0.00%	142 100.00%
	Cast Votes:	142 66.05%	0 0.00%	0 0.00%	142 66.05%
	Over Votes:	0 0.00%	0 0.00%	0 0.00%	0 0.00%
	Under Votes:	73 33.95%	0 0.00%	0 0.00%	73 33.95%
	Hospital District #304, Commissioner Position 5, Vote For 1				
	Robert M. Stanley	142 100.00%	0 0.00%	0 0.00%	142 100.00%
	Cast Votes:	142 66.05%	0 0.00%	0 0.00%	142 66.05%
	Over Votes:	0 0.00%	0 0.00%	0 0.00%	0 0.00%
	Under Votes:	73 33.95%	0 0.00%	0 0.00%	73 33.95%
	Port of Skagit County, Commissioner District 1, Vote For 1				
	Kevin Ware	141 100.00%	0 0.00%	0 0.00%	141 100.00%
	Cast Votes:	141 65.58%	0 0.00%	0 0.00%	141 65.58%
	Over Votes:	0 0.00%	0 0.00%	0 0.00%	0 0.00%
	Under Votes:	74 34.42%	0 0.00%	0 0.00%	74 34.42%
	Sedro-Woolley School District #101, Director District 2, Vote For 1				
	Tim Howland	150 100.00%	0 0.00%	0 0.00%	150 100.00%
	Cast Votes:	150 69.77%	0 0.00%	0 0.00%	150 69.77%
	Over Votes:	0 0.00%	0 0.00%	0 0.00%	0 0.00%
	Under Votes:	65 30.23%	0 0.00%	0 0.00%	65 30.23%
	Sedro-Woolley School District #101, Director District 3, Vote For 1				
	Rich Weyrich	149 100.00%	0 0.00%	0 0.00%	149 100.00%
	Cast Votes:	149 69.30%	0 0.00%	0 0.00%	149 69.30%
	Over Votes:	0 0.00%	0 0.00%	0 0.00%	0 0.00%
	Under Votes:	66 30.70%	0 0.00%	0 0.00%	66 30.70%



200711270115

Skagit County Auditor

Precinct Report — Official
Skagit County, Washington — 2007 General Election — November 06, 2007

Page 99 of 329

11/27/2007 10:43 AM

Total Number of Voters : 33,455 of 59,686 = 56.05%

Precincts Reporting 118 of 118 = 100.00%

Party	Candidate	Absentee	Early	Election	Total
Precinct 144 (Ballots Cast: 373)					
INITIATIVE MEASURE 960, Vote For 1					
	Yes	168 46.93%	0 0.00%	0 0.00%	168 46.93%
	No	190 53.07%	0 0.00%	0 0.00%	190 53.07%
	Cast Votes:	358 95.98%	0 0.00%	0 0.00%	358 95.98%
	Over Votes:	0 0.00%	0 0.00%	0 0.00%	0 0.00%
	Under Votes:	15 4.02%	0 0.00%	0 0.00%	15 4.02%
REFERENDUM MEASURE 67, Vote For 1					
	Approved	210 57.22%	0 0.00%	0 0.00%	210 57.22%
	Rejected	157 42.78%	0 0.00%	0 0.00%	157 42.78%
	Cast Votes:	367 98.39%	0 0.00%	0 0.00%	367 98.39%
	Over Votes:	0 0.00%	0 0.00%	0 0.00%	0 0.00%
	Under Votes:	6 1.61%	0 0.00%	0 0.00%	6 1.61%
ENGROSSED SUBSTITUTE SENATE JOINT RESOLUTION 8206, Vote For 1					
	Approved	237 67.14%	0 0.00%	0 0.00%	237 67.14%
	Rejected	116 32.86%	0 0.00%	0 0.00%	116 32.86%
	Cast Votes:	353 94.64%	0 0.00%	0 0.00%	353 94.64%
	Over Votes:	0 0.00%	0 0.00%	0 0.00%	0 0.00%
	Under Votes:	20 5.36%	0 0.00%	0 0.00%	20 5.36%
SENATE JOINT RESOLUTION 8212, Vote For 1					
	Approved	212 60.57%	0 0.00%	0 0.00%	212 60.57%
	Rejected	138 39.43%	0 0.00%	0 0.00%	138 39.43%
	Cast Votes:	350 93.83%	0 0.00%	0 0.00%	350 93.83%
	Over Votes:	0 0.00%	0 0.00%	0 0.00%	0 0.00%
	Under Votes:	23 6.17%	0 0.00%	0 0.00%	23 6.17%
ENGROSSED HOUSE JOINT RESOLUTION 4204, Vote For 1					
	Approved	160 43.01%	0 0.00%	0 0.00%	160 43.01%
	Rejected	212 56.99%	0 0.00%	0 0.00%	212 56.99%
	Cast Votes:	372 99.73%	0 0.00%	0 0.00%	372 99.73%
	Over Votes:	0 0.00%	0 0.00%	0 0.00%	0 0.00%
	Under Votes:	1 0.27%	0 0.00%	0 0.00%	1 0.27%
SUBSTITUTE HOUSE JOINT RESOLUTION 4215, Vote For 1					
	Approved	171 49.57%	0 0.00%	0 0.00%	171 49.57%
	Rejected	174 50.43%	0 0.00%	0 0.00%	174 50.43%
	Cast Votes:	345 92.49%	0 0.00%	0 0.00%	345 92.49%
	Over Votes:	0 0.00%	0 0.00%	0 0.00%	0 0.00%
	Under Votes:	28 7.51%	0 0.00%	0 0.00%	28 7.51%



200711270115
 Skagit County Auditor

Precinct Report — Official
Skagit County, Washington — 2007 General Election — November 06, 2007

Page 100 of 329

11/27/2007 10:43 AM

Total Number of Voters : 33,455 of 59,686 = 56.05%

Precincts Reporting 118 of 118 = 100.00%

Party	Candidate	Absentee	Early	Election	Total
Precinct 144 (Ballots Cast: 373)					
Fire District #01, Commissioner Position 1, Vote For 1					
	Sandy Saben	46 100.00%	0 0.00%	0 0.00%	46 100.00%
	Cast Votes:	46 76.67%	0 0.00%	0 0.00%	46 76.67%
	Over Votes:	0 0.00%	0 0.00%	0 0.00%	0 0.00%
	Under Votes:	14 23.33%	0 0.00%	0 0.00%	14 23.33%
Fire District #01, Commissioner Position 2, 4 Year Unexplred Term, Vote For 1					
	Fred Clark	48 100.00%	0 0.00%	0 0.00%	48 100.00%
	Cast Votes:	48 80.00%	0 0.00%	0 0.00%	48 80.00%
	Over Votes:	0 0.00%	0 0.00%	0 0.00%	0 0.00%
	Under Votes:	12 20.00%	0 0.00%	0 0.00%	12 20.00%
Fire District #03, Commissioner Position 1, Vote For 1					
	Edward Kemper	190 94.06%	0 0.00%	0 0.00%	190 94.06%
	Dan C. Sneva (W)	12 5.94%	0 0.00%	0 0.00%	12 5.94%
	Cast Votes:	202 64.54%	0 0.00%	0 0.00%	202 64.54%
	Over Votes:	0 0.00%	0 0.00%	0 0.00%	0 0.00%
	Under Votes:	111 35.46%	0 0.00%	0 0.00%	111 35.46%
Hospital District #1, Commissioner Position 2, Vote For 1					
	Tim Raschko	237 100.00%	0 0.00%	0 0.00%	237 100.00%
	Cast Votes:	237 63.54%	0 0.00%	0 0.00%	237 63.54%
	Over Votes:	0 0.00%	0 0.00%	0 0.00%	0 0.00%
	Under Votes:	136 36.46%	0 0.00%	0 0.00%	136 36.46%
Hospital District #1, Commissioner Position 4, Vote For 1					
	James L. Hobbs Sr.	241 100.00%	0 0.00%	0 0.00%	241 100.00%
	Cast Votes:	241 64.61%	0 0.00%	0 0.00%	241 64.61%
	Over Votes:	1 0.27%	0 0.00%	0 0.00%	1 0.27%
	Under Votes:	131 35.12%	0 0.00%	0 0.00%	131 35.12%
Port of Skagit County, Commissioner District 1, Vote For 1					
	Kevin Ware	233 100.00%	0 0.00%	0 0.00%	233 100.00%
	Cast Votes:	233 62.47%	0 0.00%	0 0.00%	233 62.47%
	Over Votes:	0 0.00%	0 0.00%	0 0.00%	0 0.00%
	Under Votes:	140 37.53%	0 0.00%	0 0.00%	140 37.53%
Mount Vernon School District #320, Director District 1, Vote For 1					
	Laura Flores Cailloux	242 100.00%	0 0.00%	0 0.00%	242 100.00%
	Cast Votes:	242 64.88%	0 0.00%	0 0.00%	242 64.88%
	Over Votes:	0 0.00%	0 0.00%	0 0.00%	0 0.00%
	Under Votes:	131 35.12%	0 0.00%	0 0.00%	131 35.12%



200711270115
 Skagit County Auditor
 11/27/2007 Page 139 of 368 2:48PM

Precinct Report — Official
Skagit County, Washington — 2007 General Election — November 06, 2007

Page 101 of 329

11/27/2007 10:43 AM

Total Number of Voters : 33,455 of 59,686 = 56.05%

Precincts Reporting 118 of 118 = 100.00%

Party	Candidate	Absentee	Early	Election	Total
Precinct 144 (Ballots Cast: 373)					
Mount Vernon School District #320, Director District 2, Vote For 1					
	Robert Coffey	245 100.00%	0 0.00%	0 0.00%	245 100.00%
	Cast Votes:	245 65.68%	0 0.00%	0 0.00%	245 65.68%
	Over Votes:	0 0.00%	0 0.00%	0 0.00%	0 0.00%
	Under Votes:	128 34.32%	0 0.00%	0 0.00%	128 34.32%
Mount Vernon School District #320, Director District 3, Vote For 1					
	T.J. Larrick	231 100.00%	0 0.00%	0 0.00%	231 100.00%
	Cast Votes:	231 61.93%	0 0.00%	0 0.00%	231 61.93%
	Over Votes:	0 0.00%	0 0.00%	0 0.00%	0 0.00%
	Under Votes:	142 38.07%	0 0.00%	0 0.00%	142 38.07%



200711270115
 Skagit County Auditor

Precinct Report — Official
Skagit County, Washington — 2007 General Election — November 06, 2007

Page 102 of 329

11/27/2007 10:43 AM

Total Number of Voters : 33,455 of 59,686 = 56.05%

Precincts Reporting 118 of 118 = 100.00%

Party	Candidate	Absentee	Early	Election	Total
Precinct 145 (Ballots Cast: 241)					
INITIATIVE MEASURE 960, Vote For 1					
	Yes	139 59.91%	0 0.00%	0 0.00%	139 59.91%
	No	93 40.09%	0 0.00%	0 0.00%	93 40.09%
	Cast Votes:	232 96.27%	0 0.00%	0 0.00%	232 96.27%
	Over Votes:	0 0.00%	0 0.00%	0 0.00%	0 0.00%
	Under Votes:	9 3.73%	0 0.00%	0 0.00%	9 3.73%
REFERENDUM MEASURE 67, Vote For 1					
	Approved	118 50.00%	0 0.00%	0 0.00%	118 50.00%
	Rejected	118 50.00%	0 0.00%	0 0.00%	118 50.00%
	Cast Votes:	236 97.93%	0 0.00%	0 0.00%	236 97.93%
	Over Votes:	0 0.00%	0 0.00%	0 0.00%	0 0.00%
	Under Votes:	5 2.07%	0 0.00%	0 0.00%	5 2.07%
ENGROSSED SUBSTITUTE SENATE JOINT RESOLUTION 8206, Vote For 1					
	Approved	150 64.38%	0 0.00%	0 0.00%	150 64.38%
	Rejected	83 35.62%	0 0.00%	0 0.00%	83 35.62%
	Cast Votes:	233 96.68%	0 0.00%	0 0.00%	233 96.68%
	Over Votes:	0 0.00%	0 0.00%	0 0.00%	0 0.00%
	Under Votes:	8 3.32%	0 0.00%	0 0.00%	8 3.32%
SENATE JOINT RESOLUTION 8212, Vote For 1					
	Approved	123 52.79%	0 0.00%	0 0.00%	123 52.79%
	Rejected	110 47.21%	0 0.00%	0 0.00%	110 47.21%
	Cast Votes:	233 96.68%	0 0.00%	0 0.00%	233 96.68%
	Over Votes:	0 0.00%	0 0.00%	0 0.00%	0 0.00%
	Under Votes:	8 3.32%	0 0.00%	0 0.00%	8 3.32%
ENGROSSED HOUSE JOINT RESOLUTION 4204, Vote For 1					
	Approved	82 34.17%	0 0.00%	0 0.00%	82 34.17%
	Rejected	158 65.83%	0 0.00%	0 0.00%	158 65.83%
	Cast Votes:	240 99.59%	0 0.00%	0 0.00%	240 99.59%
	Over Votes:	0 0.00%	0 0.00%	0 0.00%	0 0.00%
	Under Votes:	1 0.41%	0 0.00%	0 0.00%	1 0.41%
SUBSTITUTE HOUSE JOINT RESOLUTION 4215, Vote For 1					
	Approved	94 41.78%	0 0.00%	0 0.00%	94 41.78%
	Rejected	131 58.22%	0 0.00%	0 0.00%	131 58.22%
	Cast Votes:	225 93.36%	0 0.00%	0 0.00%	225 93.36%
	Over Votes:	0 0.00%	0 0.00%	0 0.00%	0 0.00%
	Under Votes:	16 6.64%	0 0.00%	0 0.00%	16 6.64%



200711270115
 Skagit County Auditor

Precinct Report — Official
Skagit County, Washington — 2007 General Election — November 06, 2007

Page 103 of 329

11/27/2007 10:43 AM

Total Number of Voters : 33,455 of 59,686 = 56.05%

Precincts Reporting 118 of 118 = 100.00%

Party	Candidate	Absentee	Early	Election	Total
Precinct 145 (Ballots Cast: 241)					
Fire District #08, Commissioner Position 1, Vote For 1					
	Jim Kennedy	156 100.00%	0 0.00%	0 0.00%	156 100.00%
	Cast Votes:	156 65.82%	0 0.00%	0 0.00%	156 65.82%
	Over Votes:	0 0.00%	0 0.00%	0 0.00%	0 0.00%
	Under Votes:	81 34.18%	0 0.00%	0 0.00%	81 34.18%
Hospital District #304, Commissioner Position 3, Vote For 1					
	Gary L. Kent	159 100.00%	0 0.00%	0 0.00%	159 100.00%
	Cast Votes:	159 65.98%	0 0.00%	0 0.00%	159 65.98%
	Over Votes:	0 0.00%	0 0.00%	0 0.00%	0 0.00%
	Under Votes:	82 34.02%	0 0.00%	0 0.00%	82 34.02%
Hospital District #304, Commissioner Position 5, Vote For 1					
	Robert M. Stanley	156 100.00%	0 0.00%	0 0.00%	156 100.00%
	Cast Votes:	156 64.73%	0 0.00%	0 0.00%	156 64.73%
	Over Votes:	0 0.00%	0 0.00%	0 0.00%	0 0.00%
	Under Votes:	85 35.27%	0 0.00%	0 0.00%	85 35.27%
Port of Skagit County, Commissioner District 1, Vote For 1					
	Kevin Ware	158 100.00%	0 0.00%	0 0.00%	158 100.00%
	Cast Votes:	158 65.56%	0 0.00%	0 0.00%	158 65.56%
	Over Votes:	0 0.00%	0 0.00%	0 0.00%	0 0.00%
	Under Votes:	83 34.44%	0 0.00%	0 0.00%	83 34.44%
Sedro-Woolley School District #101, Director District 2, Vote For 1					
	Tim Howland	173 100.00%	0 0.00%	0 0.00%	173 100.00%
	Cast Votes:	173 71.78%	0 0.00%	0 0.00%	173 71.78%
	Over Votes:	0 0.00%	0 0.00%	0 0.00%	0 0.00%
	Under Votes:	68 28.22%	0 0.00%	0 0.00%	68 28.22%
Sedro-Woolley School District #101, Director District 3, Vote For 1					
	Rich Weyrich	165 100.00%	0 0.00%	0 0.00%	165 100.00%
	Cast Votes:	165 68.46%	0 0.00%	0 0.00%	165 68.46%
	Over Votes:	0 0.00%	0 0.00%	0 0.00%	0 0.00%
	Under Votes:	76 31.54%	0 0.00%	0 0.00%	76 31.54%



200711270115
 Skagit County Auditor
 11/27/2007 Page 142 of 368 2:48PM

Precinct Report — Official
Skagit County, Washington — 2007 General Election — November 06, 2007

Page 104 of 329

11/27/2007 10:43 AM

Total Number of Voters : 33,455 of 59,686 = 56.05%

Precincts Reporting 118 of 118 = 100.00%

Party	Candidate	Absentee	Early	Election	Total
Precinct 146 (Ballots Cast: 333)					
INITIATIVE MEASURE 960, Vote For 1					
	Yes	163 50.31%	0 0.00%	0 0.00%	163 50.31%
	No	161 49.69%	0 0.00%	0 0.00%	161 49.69%
	Cast Votes:	324 97.30%	0 0.00%	0 0.00%	324 97.30%
	Over Votes:	0 0.00%	0 0.00%	0 0.00%	0 0.00%
	Under Votes:	9 2.70%	0 0.00%	0 0.00%	9 2.70%
REFERENDUM MEASURE 67, Vote For 1					
	Approved	170 52.15%	0 0.00%	0 0.00%	170 52.15%
	Rejected	156 47.85%	0 0.00%	0 0.00%	156 47.85%
	Cast Votes:	326 97.90%	0 0.00%	0 0.00%	326 97.90%
	Over Votes:	0 0.00%	0 0.00%	0 0.00%	0 0.00%
	Under Votes:	7 2.10%	0 0.00%	0 0.00%	7 2.10%
ENGROSSED SUBSTITUTE SENATE JOINT RESOLUTION 8206, Vote For 1					
	Approved	209 65.72%	0 0.00%	0 0.00%	209 65.72%
	Rejected	109 34.28%	0 0.00%	0 0.00%	109 34.28%
	Cast Votes:	318 95.50%	0 0.00%	0 0.00%	318 95.50%
	Over Votes:	0 0.00%	0 0.00%	0 0.00%	0 0.00%
	Under Votes:	15 4.50%	0 0.00%	0 0.00%	15 4.50%
SENATE JOINT RESOLUTION 8212, Vote For 1					
	Approved	216 67.71%	0 0.00%	0 0.00%	216 67.71%
	Rejected	103 32.29%	0 0.00%	0 0.00%	103 32.29%
	Cast Votes:	319 95.80%	0 0.00%	0 0.00%	319 95.80%
	Over Votes:	0 0.00%	0 0.00%	0 0.00%	0 0.00%
	Under Votes:	14 4.20%	0 0.00%	0 0.00%	14 4.20%
ENGROSSED HOUSE JOINT RESOLUTION 4204, Vote For 1					
	Approved	147 44.55%	0 0.00%	0 0.00%	147 44.55%
	Rejected	183 55.45%	0 0.00%	0 0.00%	183 55.45%
	Cast Votes:	330 99.10%	0 0.00%	0 0.00%	330 99.10%
	Over Votes:	0 0.00%	0 0.00%	0 0.00%	0 0.00%
	Under Votes:	3 0.90%	0 0.00%	0 0.00%	3 0.90%
SUBSTITUTE HOUSE JOINT RESOLUTION 4215, Vote For 1					
	Approved	205 64.67%	0 0.00%	0 0.00%	205 64.67%
	Rejected	112 35.33%	0 0.00%	0 0.00%	112 35.33%
	Cast Votes:	317 95.20%	0 0.00%	0 0.00%	317 95.20%
	Over Votes:	0 0.00%	0 0.00%	0 0.00%	0 0.00%
	Under Votes:	16 4.80%	0 0.00%	0 0.00%	16 4.80%



200711270115
 Skagit County Auditor

Precinct Report — Official
Skagit County, Washington — 2007 General Election — November 06, 2007

Page 105 of 329

11/27/2007 10:43 AM

Total Number of Voters : 33,455 of 59,686 = 56.05%

Precincts Reporting 118 of 118 = 100.00%

Party	Candidate	Absentee	Early	Election	Total
Precinct 146 (Ballots Cast: 333)					
Cemetery District 4, Commissioner Position 1, Two Year Unexpired Term, Vote For 1					
	Claire H. Hansen	223 100.00%	0 0.00%	0 0.00%	223 100.00%
	Cast Votes:	223 66.97%	0 0.00%	0 0.00%	223 66.97%
	Over Votes:	0 0.00%	0 0.00%	0 0.00%	0 0.00%
	Under Votes:	110 33.03%	0 0.00%	0 0.00%	110 33.03%
Cemetery District 4, Commissioner Position 2, Vote For 1					
	Michael D. Bridgman	238 100.00%	0 0.00%	0 0.00%	238 100.00%
	Cast Votes:	238 71.47%	0 0.00%	0 0.00%	238 71.47%
	Over Votes:	0 0.00%	0 0.00%	0 0.00%	0 0.00%
	Under Votes:	95 28.53%	0 0.00%	0 0.00%	95 28.53%
Fire District #05, Commissioner Position 1, Short/Full Term, Vote For 1					
	Gerald H. "Jerry" Anderson	220 100.00%	0 0.00%	0 0.00%	220 100.00%
	Cast Votes:	220 66.07%	0 0.00%	0 0.00%	220 66.07%
	Over Votes:	0 0.00%	0 0.00%	0 0.00%	0 0.00%
	Under Votes:	113 33.93%	0 0.00%	0 0.00%	113 33.93%
Hospital District #304, Commissioner Position 3, Vote For 1					
	Gary L. Kent	198 100.00%	0 0.00%	0 0.00%	198 100.00%
	Cast Votes:	198 59.46%	0 0.00%	0 0.00%	198 59.46%
	Over Votes:	0 0.00%	0 0.00%	0 0.00%	0 0.00%
	Under Votes:	135 40.54%	0 0.00%	0 0.00%	135 40.54%
Hospital District #304, Commissioner Position 5, Vote For 1					
	Robert M. Stanley	196 100.00%	0 0.00%	0 0.00%	196 100.00%
	Cast Votes:	196 58.86%	0 0.00%	0 0.00%	196 58.86%
	Over Votes:	0 0.00%	0 0.00%	0 0.00%	0 0.00%
	Under Votes:	137 41.14%	0 0.00%	0 0.00%	137 41.14%
Port of Anacortes, Commissioner District 3, Vote For 1					
	Steve Hopley	256 100.00%	0 0.00%	0 0.00%	256 100.00%
	Cast Votes:	256 76.88%	0 0.00%	0 0.00%	256 76.88%
	Over Votes:	0 0.00%	0 0.00%	0 0.00%	0 0.00%
	Under Votes:	77 23.12%	0 0.00%	0 0.00%	77 23.12%
Port of Anacortes, Commissioner District 4, Vote For 1					
	Pat D. Mooney	189 100.00%	0 0.00%	0 0.00%	189 100.00%
	Cast Votes:	189 56.76%	0 0.00%	0 0.00%	189 56.76%
	Over Votes:	0 0.00%	0 0.00%	0 0.00%	0 0.00%
	Under Votes:	144 43.24%	0 0.00%	0 0.00%	144 43.24%



200711270115
 Skagit County Auditor
 11/27/2007 Page 144 of 368 2:48PM

Precinct Report — Official
Skagit County, Washington — 2007 General Election — November 06, 2007


Page 106 of 329

11/27/2007 10:43 AM

Total Number of Voters : 33,455 of 59,686 = 56.05%

Precincts Reporting 118 of 118 = 100.00%

Party	Candidate	Absentee	Early	Election	Total
Precinct 146 (Ballots Cast: 333)					
Burlington School District #100, Director District 1, Vote For 1					
	Martin H. Lopez	205 100.00%	0 0.00%	0 0.00%	205 100.00%
	Cast Votes:	205 61.56%	0 0.00%	0 0.00%	205 61.56%
	Over Votes:	0 0.00%	0 0.00%	0 0.00%	0 0.00%
	Under Votes:	128 38.44%	0 0.00%	0 0.00%	128 38.44%
Burlington School District #100, Director District 3, Vote For 1					
	Tim Loving	119 47.60%	0 0.00%	0 0.00%	119 47.60%
	Bill Wallace	131 52.40%	0 0.00%	0 0.00%	131 52.40%
	Cast Votes:	250 75.08%	0 0.00%	0 0.00%	250 75.08%
	Over Votes:	0 0.00%	0 0.00%	0 0.00%	0 0.00%
	Under Votes:	83 24.92%	0 0.00%	0 0.00%	83 24.92%
Burlington School District #100, Director District 4, Vote For 1					
	Liza Peth Bott	226 100.00%	0 0.00%	0 0.00%	226 100.00%
	Cast Votes:	226 67.87%	0 0.00%	0 0.00%	226 67.87%
	Over Votes:	0 0.00%	0 0.00%	0 0.00%	0 0.00%
	Under Votes:	107 32.13%	0 0.00%	0 0.00%	107 32.13%



200711270115
 Skagit County Auditor

Precinct Report — Official
Skagit County, Washington — 2007 General Election — November 06, 2007

Page 107 of 329

11/27/2007 10:43 AM

Total Number of Voters : 33,455 of 59,686 = 56.05%

Precincts Reporting 118 of 118 = 100.00%

Party	Candidate	Absentee	Early	Election	Total
Precinct 147 (Ballots Cast: 257)					
INITIATIVE MEASURE 960, Vote For 1					
	Yes	146 57.48%	0 0.00%	0 0.00%	146 57.48%
	No	108 42.52%	0 0.00%	0 0.00%	108 42.52%
	Cast Votes:	254 98.83%	0 0.00%	0 0.00%	254 98.83%
	Over Votes:	0 0.00%	0 0.00%	0 0.00%	0 0.00%
	Under Votes:	3 1.17%	0 0.00%	0 0.00%	3 1.17%
REFERENDUM MEASURE 67, Vote For 1					
	Approved	122 48.03%	0 0.00%	0 0.00%	122 48.03%
	Rejected	132 51.97%	0 0.00%	0 0.00%	132 51.97%
	Cast Votes:	254 98.83%	0 0.00%	0 0.00%	254 98.83%
	Over Votes:	0 0.00%	0 0.00%	0 0.00%	0 0.00%
	Under Votes:	3 1.17%	0 0.00%	0 0.00%	3 1.17%
ENGROSSED SUBSTITUTE SENATE JOINT RESOLUTION 8206, Vote For 1					
	Approved	160 64.78%	0 0.00%	0 0.00%	160 64.78%
	Rejected	87 35.22%	0 0.00%	0 0.00%	87 35.22%
	Cast Votes:	247 96.11%	0 0.00%	0 0.00%	247 96.11%
	Over Votes:	0 0.00%	0 0.00%	0 0.00%	0 0.00%
	Under Votes:	10 3.89%	0 0.00%	0 0.00%	10 3.89%
SENATE JOINT RESOLUTION 8212, Vote For 1					
	Approved	139 56.28%	0 0.00%	0 0.00%	139 56.28%
	Rejected	108 43.72%	0 0.00%	0 0.00%	108 43.72%
	Cast Votes:	247 96.11%	0 0.00%	0 0.00%	247 96.11%
	Over Votes:	0 0.00%	0 0.00%	0 0.00%	0 0.00%
	Under Votes:	10 3.89%	0 0.00%	0 0.00%	10 3.89%
ENGROSSED HOUSE JOINT RESOLUTION 4204, Vote For 1					
	Approved	95 37.70%	0 0.00%	0 0.00%	95 37.70%
	Rejected	157 62.30%	0 0.00%	0 0.00%	157 62.30%
	Cast Votes:	252 98.05%	0 0.00%	0 0.00%	252 98.05%
	Over Votes:	0 0.00%	0 0.00%	0 0.00%	0 0.00%
	Under Votes:	5 1.95%	0 0.00%	0 0.00%	5 1.95%
SUBSTITUTE HOUSE JOINT RESOLUTION 4215, Vote For 1					
	Approved	125 50.20%	0 0.00%	0 0.00%	125 50.20%
	Rejected	124 49.80%	0 0.00%	0 0.00%	124 49.80%
	Cast Votes:	249 96.89%	0 0.00%	0 0.00%	249 96.89%
	Over Votes:	0 0.00%	0 0.00%	0 0.00%	0 0.00%
	Under Votes:	8 3.11%	0 0.00%	0 0.00%	8 3.11%



200711270115
 Skagit County Auditor

Precinct Report — Official
Skagit County, Washington — 2007 General Election — November 06, 2007


Page 108 of 329

11/27/2007 10:43 AM

Total Number of Voters : 33,455 of 59,686 = 56.05%

Precincts Reporting 118 of 118 = 100.00%

Party	Candidate	Absentee	Early	Election	Total
Precinct 147 (Ballots Cast: 257)					
	Cemetery District 1, Commissioner Position 2, Vote For 1				
	John F. Hastings	146 100.00%	0 0.00%	0 0.00%	146 100.00%
	Cast Votes:	146 70.87%	0 0.00%	0 0.00%	146 70.87%
	Over Votes:	0 0.00%	0 0.00%	0 0.00%	0 0.00%
	Under Votes:	60 29.13%	0 0.00%	0 0.00%	60 29.13%
	Fire District #02, Commissioner Position 1, Vote For 1				
	Ken Anderson	181 100.00%	0 0.00%	0 0.00%	181 100.00%
	Cast Votes:	181 70.43%	0 0.00%	0 0.00%	181 70.43%
	Over Votes:	0 0.00%	0 0.00%	0 0.00%	0 0.00%
	Under Votes:	76 29.57%	0 0.00%	0 0.00%	76 29.57%
	Hospital District #1, Commissioner Position 2, Vote For 1				
	Tim Raschko	152 100.00%	0 0.00%	0 0.00%	152 100.00%
	Cast Votes:	152 66.38%	0 0.00%	0 0.00%	152 66.38%
	Over Votes:	0 0.00%	0 0.00%	0 0.00%	0 0.00%
	Under Votes:	77 33.62%	0 0.00%	0 0.00%	77 33.62%
	Hospital District #1, Commissioner Position 4, Vote For 1				
	James L. Hobbs Sr.	154 100.00%	0 0.00%	0 0.00%	154 100.00%
	Cast Votes:	154 67.25%	0 0.00%	0 0.00%	154 67.25%
	Over Votes:	0 0.00%	0 0.00%	0 0.00%	0 0.00%
	Under Votes:	75 32.75%	0 0.00%	0 0.00%	75 32.75%
	Port of Skagit County, Commissioner District 1, Vote For 1				
	Kevin Ware	166 100.00%	0 0.00%	0 0.00%	166 100.00%
	Cast Votes:	166 64.59%	0 0.00%	0 0.00%	166 64.59%
	Over Votes:	0 0.00%	0 0.00%	0 0.00%	0 0.00%
	Under Votes:	91 35.41%	0 0.00%	0 0.00%	91 35.41%
	Mount Vernon School District #320, Director District 1, Vote For 1				
	Laura Flores Cailloux	170 100.00%	0 0.00%	0 0.00%	170 100.00%
	Cast Votes:	170 66.15%	0 0.00%	0 0.00%	170 66.15%
	Over Votes:	0 0.00%	0 0.00%	0 0.00%	0 0.00%
	Under Votes:	87 33.85%	0 0.00%	0 0.00%	87 33.85%
	Mount Vernon School District #320, Director District 2, Vote For 1				
	Robert Coffey	170 100.00%	0 0.00%	0 0.00%	170 100.00%
	Cast Votes:	170 66.15%	0 0.00%	0 0.00%	170 66.15%
	Over Votes:	0 0.00%	0 0.00%	0 0.00%	0 0.00%
	Under Votes:	87 33.85%	0 0.00%	0 0.00%	87 33.85%



200711270115
 Skagit County Auditor

Precinct Report — Official
Skagit County, Washington — 2007 General Election — November 06, 2007

Page 109 of 329

11/27/2007 10:43 AM

Total Number of Voters : 33,455 of 59,686 = 56.05%

Precincts Reporting 118 of 118 = 100.00%

Party	Candidate	Absentee	Early	Election	Total
Precinct 147 (Ballots Cast: 257)					
Mount Vernon School District #320, Director District 3, Vote For 1					
	T.J. Larrick	161 100.00%	0 0.00%	0 0.00%	161 100.00%
	Cast Votes:	161 62.65%	0 0.00%	0 0.00%	161 62.65%
	Over Votes:	0 0.00%	0 0.00%	0 0.00%	0 0.00%
	Under Votes:	96 37.35%	0 0.00%	0 0.00%	96 37.35%



200711270115
 Skagit County Auditor

11/27/2007 Page 148 of 368 2:48PM

Precinct Report — Official
Skagit County, Washington — 2007 General Election — November 06, 2007

Page 110 of 329

11/27/2007 10:43 AM

Total Number of Voters : 33,455 of 59,686 = 56.05%

Precincts Reporting 118 of 118 = 100.00%

Party	Candidate	Absentee	Early	Election	Total
Precinct 148 (Ballots Cast: 341)					
INITIATIVE MEASURE 960, Vote For 1					
	Yes	152 46.06%	0 0.00%	0 0.00%	152 46.06%
	No	178 53.94%	0 0.00%	0 0.00%	178 53.94%
	Cast Votes:	330 96.77%	0 0.00%	0 0.00%	330 96.77%
	Over Votes:	0 0.00%	0 0.00%	0 0.00%	0 0.00%
	Under Votes:	11 3.23%	0 0.00%	0 0.00%	11 3.23%
REFERENDUM MEASURE 67, Vote For 1					
	Approved	227 67.56%	0 0.00%	0 0.00%	227 67.56%
	Rejected	109 32.44%	0 0.00%	0 0.00%	109 32.44%
	Cast Votes:	336 98.53%	0 0.00%	0 0.00%	336 98.53%
	Over Votes:	0 0.00%	0 0.00%	0 0.00%	0 0.00%
	Under Votes:	5 1.47%	0 0.00%	0 0.00%	5 1.47%
ENGROSSED SUBSTITUTE SENATE JOINT RESOLUTION 8206, Vote For 1					
	Approved	226 69.97%	0 0.00%	0 0.00%	226 69.97%
	Rejected	97 30.03%	0 0.00%	0 0.00%	97 30.03%
	Cast Votes:	323 94.72%	0 0.00%	0 0.00%	323 94.72%
	Over Votes:	0 0.00%	0 0.00%	0 0.00%	0 0.00%
	Under Votes:	18 5.28%	0 0.00%	0 0.00%	18 5.28%
SENATE JOINT RESOLUTION 8212, Vote For 1					
	Approved	196 59.76%	0 0.00%	0 0.00%	196 59.76%
	Rejected	132 40.24%	0 0.00%	0 0.00%	132 40.24%
	Cast Votes:	328 96.19%	0 0.00%	0 0.00%	328 96.19%
	Over Votes:	0 0.00%	0 0.00%	0 0.00%	0 0.00%
	Under Votes:	13 3.81%	0 0.00%	0 0.00%	13 3.81%
ENGROSSED HOUSE JOINT RESOLUTION 4204, Vote For 1					
	Approved	169 50.00%	0 0.00%	0 0.00%	169 50.00%
	Rejected	169 50.00%	0 0.00%	0 0.00%	169 50.00%
	Cast Votes:	338 99.12%	0 0.00%	0 0.00%	338 99.12%
	Over Votes:	0 0.00%	0 0.00%	0 0.00%	0 0.00%
	Under Votes:	3 0.88%	0 0.00%	0 0.00%	3 0.88%
SUBSTITUTE HOUSE JOINT RESOLUTION 4215, Vote For 1					
	Approved	148 45.68%	0 0.00%	0 0.00%	148 45.68%
	Rejected	176 54.32%	0 0.00%	0 0.00%	176 54.32%
	Cast Votes:	324 95.01%	0 0.00%	0 0.00%	324 95.01%
	Over Votes:	0 0.00%	0 0.00%	0 0.00%	0 0.00%
	Under Votes:	17 4.99%	0 0.00%	0 0.00%	17 4.99%



200711270115
 Skagit County Auditor

Precinct Report — Official
Skagit County, Washington — 2007 General Election — November 06, 2007

Page 111 of 329

11/27/2007 10:43 AM

Total Number of Voters : 33,455 of 59,686 = 56.05%

Precincts Reporting 118 of 118 = 100.00%

Party	Candidate	Absentee	Early	Election	Total
Precinct 148 (Ballots Cast: 341)					
	Cemetery District 5, Commissioner Position 2, Vote For 1				
	Richard A. Frank	269 100.00%	0 0.00%	0 0.00%	269 100.00%
	Cast Votes:	269 78.89%	0 0.00%	0 0.00%	269 78.89%
	Over Votes:	0 0.00%	0 0.00%	0 0.00%	0 0.00%
	Under Votes:	72 21.11%	0 0.00%	0 0.00%	72 21.11%
	Fire District #10, Commissioner Position 1, Vote For 1				
	Michael R. Williams	60 100.00%	0 0.00%	0 0.00%	60 100.00%
	Cast Votes:	60 77.92%	0 0.00%	0 0.00%	60 77.92%
	Over Votes:	0 0.00%	0 0.00%	0 0.00%	0 0.00%
	Under Votes:	17 22.08%	0 0.00%	0 0.00%	17 22.08%
	Fire District #19, Commissioner Position 1, Vote For 1				
	Michael Brondi	200 100.00%	0 0.00%	0 0.00%	200 100.00%
	Cast Votes:	200 81.63%	0 0.00%	0 0.00%	200 81.63%
	Over Votes:	0 0.00%	0 0.00%	0 0.00%	0 0.00%
	Under Votes:	45 18.37%	0 0.00%	0 0.00%	45 18.37%
	Hospital District #304, Commissioner Position 3, Vote For 1				
	Gary L. Kent	239 100.00%	0 0.00%	0 0.00%	239 100.00%
	Cast Votes:	239 70.09%	0 0.00%	0 0.00%	239 70.09%
	Over Votes:	0 0.00%	0 0.00%	0 0.00%	0 0.00%
	Under Votes:	102 29.91%	0 0.00%	0 0.00%	102 29.91%
	Hospital District #304, Commissioner Position 5, Vote For 1				
	Robert M. Stanley	239 100.00%	0 0.00%	0 0.00%	239 100.00%
	Cast Votes:	239 70.09%	0 0.00%	0 0.00%	239 70.09%
	Over Votes:	0 0.00%	0 0.00%	0 0.00%	0 0.00%
	Under Votes:	102 29.91%	0 0.00%	0 0.00%	102 29.91%
	Port of Skagit County, Commissioner District 1, Vote For 1				
	Kevin Ware	242 100.00%	0 0.00%	0 0.00%	242 100.00%
	Cast Votes:	242 70.97%	0 0.00%	0 0.00%	242 70.97%
	Over Votes:	0 0.00%	0 0.00%	0 0.00%	0 0.00%
	Under Votes:	99 29.03%	0 0.00%	0 0.00%	99 29.03%
	Concrete School District #11, Director District 5, Vote For 1				
	Merlene Buller	269 100.00%	0 0.00%	0 0.00%	269 100.00%
	Cast Votes:	269 78.89%	0 0.00%	0 0.00%	269 78.89%
	Over Votes:	0 0.00%	0 0.00%	0 0.00%	0 0.00%
	Under Votes:	72 21.11%	0 0.00%	0 0.00%	72 21.11%



200711270115

Skagit County Auditor

Precinct Report — Official
Skagit County, Washington — 2007 General Election — November 06, 2007

Page 112 of 329

11/27/2007 10:43 AM

Total Number of Voters : 33,455 of 59,686 = 56.05%

Precincts Reporting 118 of 118 = 100.00%

Party	Candidate	Absentee	Early	Election	Total
Precinct 148 (Ballots Cast: 341)					
Proposition No. 1 Concrete School District Dissolution and Reapportionment of Directors' Districts, Vote For 1					
	Approved	183 60.20%	0 0.00%	0 0.00%	183 60.20%
	Rejected	121 39.80%	0 0.00%	0 0.00%	121 39.80%
	Cast Votes:	304 89.15%	0 0.00%	0 0.00%	304 89.15%
	Over Votes:	0 0.00%	0 0.00%	0 0.00%	0 0.00%
	Under Votes:	37 10.85%	0 0.00%	0 0.00%	37 10.85%
Bullerville Utility District, Commissioner Position 1, Vote For 1					
	Donald Clark	5 100.00%	0 0.00%	0 0.00%	5 100.00%
	Cast Votes:	5 100.00%	0 0.00%	0 0.00%	5 100.00%
	Over Votes:	0 0.00%	0 0.00%	0 0.00%	0 0.00%
	Under Votes:	0 0.00%	0 0.00%	0 0.00%	0 0.00%
Bullerville Utility District, Commissioner Position 2, 4 Year Unexpired Term, Vote For 1					
	Robert L. Brooks	5 100.00%	0 0.00%	0 0.00%	5 100.00%
	Cast Votes:	5 100.00%	0 0.00%	0 0.00%	5 100.00%
	Over Votes:	0 0.00%	0 0.00%	0 0.00%	0 0.00%
	Under Votes:	0 0.00%	0 0.00%	0 0.00%	0 0.00%



200711270115
 Skagit County Auditor

Precinct Report — Official
Skagit County, Washington — 2007 General Election — November 06, 2007

Page 113 of 329

11/27/2007 10:43 AM

Total Number of Voters : 33,455 of 59,686 = 56.05%

Precincts Reporting 118 of 118 = 100.00%

Party	Candidate	Absentee	Early	Election	Total
Precinct 149 (Ballots Cast: 504)					
INITIATIVE MEASURE 960, Vote For 1					
	Yes	274 56.15%	0 0.00%	0 0.00%	274 56.15%
	No	214 43.85%	0 0.00%	0 0.00%	214 43.85%
	Cast Votes:	488 96.83%	0 0.00%	0 0.00%	488 96.83%
	Over Votes:	0 0.00%	0 0.00%	0 0.00%	0 0.00%
	Under Votes:	16 3.17%	0 0.00%	0 0.00%	16 3.17%
REFERENDUM MEASURE 67, Vote For 1					
	Approved	285 56.89%	0 0.00%	0 0.00%	285 56.89%
	Rejected	216 43.11%	0 0.00%	0 0.00%	216 43.11%
	Cast Votes:	501 99.40%	0 0.00%	0 0.00%	501 99.40%
	Over Votes:	0 0.00%	0 0.00%	0 0.00%	0 0.00%
	Under Votes:	3 0.60%	0 0.00%	0 0.00%	3 0.60%
ENGROSSED SUBSTITUTE SENATE JOINT RESOLUTION 8206, Vote For 1					
	Approved	332 68.74%	0 0.00%	0 0.00%	332 68.74%
	Rejected	151 31.26%	0 0.00%	0 0.00%	151 31.26%
	Cast Votes:	483 95.83%	0 0.00%	0 0.00%	483 95.83%
	Over Votes:	0 0.00%	0 0.00%	0 0.00%	0 0.00%
	Under Votes:	21 4.17%	0 0.00%	0 0.00%	21 4.17%
SENATE JOINT RESOLUTION 8212, Vote For 1					
	Approved	314 65.28%	0 0.00%	0 0.00%	314 65.28%
	Rejected	167 34.72%	0 0.00%	0 0.00%	167 34.72%
	Cast Votes:	481 95.44%	0 0.00%	0 0.00%	481 95.44%
	Over Votes:	0 0.00%	0 0.00%	0 0.00%	0 0.00%
	Under Votes:	23 4.56%	0 0.00%	0 0.00%	23 4.56%
ENGROSSED HOUSE JOINT RESOLUTION 4204, Vote For 1					
	Approved	245 49.10%	0 0.00%	0 0.00%	245 49.10%
	Rejected	254 50.90%	0 0.00%	0 0.00%	254 50.90%
	Cast Votes:	499 99.01%	0 0.00%	0 0.00%	499 99.01%
	Over Votes:	0 0.00%	0 0.00%	0 0.00%	0 0.00%
	Under Votes:	5 0.99%	0 0.00%	0 0.00%	5 0.99%
SUBSTITUTE HOUSE JOINT RESOLUTION 4215, Vote For 1					
	Approved	269 55.46%	0 0.00%	0 0.00%	269 55.46%
	Rejected	216 44.54%	0 0.00%	0 0.00%	216 44.54%
	Cast Votes:	485 96.23%	0 0.00%	0 0.00%	485 96.23%
	Over Votes:	0 0.00%	0 0.00%	0 0.00%	0 0.00%
	Under Votes:	19 3.77%	0 0.00%	0 0.00%	19 3.77%



200711270115
 Skagit County Auditor

11/27/2007 Page 152 of 368 2:48PM

Precinct Report — Official
Skagit County, Washington — 2007 General Election — November 06, 2007

Page 114 of 329

11/27/2007 10:43 AM

Total Number of Voters : 33,455 of 59,686 = 56.05%

Precincts Reporting 118 of 118 = 100.00%

Party	Candidate	Absentee	Early	Election	Total
Precinct 149 (Ballots Cast: 504)					
Fire District #13, Commissioner Position 1, Vote For 1					
	Jim Grove	191 44.63%	0 0.00%	0 0.00%	191 44.63%
	John Doyle	237 55.37%	0 0.00%	0 0.00%	237 55.37%
	Cast Votes:	428 84.92%	0 0.00%	0 0.00%	428 84.92%
	Over Votes:	0 0.00%	0 0.00%	0 0.00%	0 0.00%
	Under Votes:	76 15.08%	0 0.00%	0 0.00%	76 15.08%
Port of Anacortes, Commissioner District 3, Vote For 1					
	Steve Hopley	326 100.00%	0 0.00%	0 0.00%	326 100.00%
	Cast Votes:	326 64.68%	0 0.00%	0 0.00%	326 64.68%
	Over Votes:	0 0.00%	0 0.00%	0 0.00%	0 0.00%
	Under Votes:	178 35.32%	0 0.00%	0 0.00%	178 35.32%
Port of Anacortes, Commissioner District 4, Vote For 1					
	Pat D. Mooney	323 100.00%	0 0.00%	0 0.00%	323 100.00%
	Cast Votes:	323 64.09%	0 0.00%	0 0.00%	323 64.09%
	Over Votes:	1 0.20%	0 0.00%	0 0.00%	1 0.20%
	Under Votes:	180 35.71%	0 0.00%	0 0.00%	180 35.71%
LaConner School District #311, Director District 1, Vote For 1					
	Gretchen McCauley	354 100.00%	0 0.00%	0 0.00%	354 100.00%
	Cast Votes:	354 70.24%	0 0.00%	0 0.00%	354 70.24%
	Over Votes:	0 0.00%	0 0.00%	0 0.00%	0 0.00%
	Under Votes:	150 29.76%	0 0.00%	0 0.00%	150 29.76%
LaConner School District #311, Director District 2, Vote For 1					
	Janie Beasley	349 100.00%	0 0.00%	0 0.00%	349 100.00%
	Cast Votes:	349 69.25%	0 0.00%	0 0.00%	349 69.25%
	Over Votes:	0 0.00%	0 0.00%	0 0.00%	0 0.00%
	Under Votes:	155 30.75%	0 0.00%	0 0.00%	155 30.75%
LaConner School District #311, Director District 4, Vote For 1					
	Rick Thompson	350 100.00%	0 0.00%	0 0.00%	350 100.00%
	Cast Votes:	350 69.44%	0 0.00%	0 0.00%	350 69.44%
	Over Votes:	0 0.00%	0 0.00%	0 0.00%	0 0.00%
	Under Votes:	154 30.56%	0 0.00%	0 0.00%	154 30.56%



200711270115
 Skagit County Auditor

11/27/2007 Page 153 of 368 2:48PM

Precinct Report — Official
Skagit County, Washington — 2007 General Election — November 06, 2007

Page 115 of 329

11/27/2007 10:43 AM

Total Number of Voters : 33,455 of 59,686 = 56.05%

Precincts Reporting 118 of 118 = 100.00%

Party	Candidate	Absentee	Early	Election	Total
Precinct 150 (Ballots Cast: 328)					
INITIATIVE MEASURE 960, Vote For 1					
	Yes	162 50.63%	0 0.00%	0 0.00%	162 50.63%
	No	158 49.38%	0 0.00%	0 0.00%	158 49.38%
	Cast Votes:	320 97.56%	0 0.00%	0 0.00%	320 97.56%
	Over Votes:	0 0.00%	0 0.00%	0 0.00%	0 0.00%
	Under Votes:	8 2.44%	0 0.00%	0 0.00%	8 2.44%
REFERENDUM MEASURE 67, Vote For 1					
	Approved	201 61.66%	0 0.00%	0 0.00%	201 61.66%
	Rejected	125 38.34%	0 0.00%	0 0.00%	125 38.34%
	Cast Votes:	326 99.39%	0 0.00%	0 0.00%	326 99.39%
	Over Votes:	0 0.00%	0 0.00%	0 0.00%	0 0.00%
	Under Votes:	2 0.61%	0 0.00%	0 0.00%	2 0.61%
ENGROSSED SUBSTITUTE SENATE JOINT RESOLUTION 8206, Vote For 1					
	Approved	216 68.35%	0 0.00%	0 0.00%	216 68.35%
	Rejected	100 31.65%	0 0.00%	0 0.00%	100 31.65%
	Cast Votes:	316 96.34%	0 0.00%	0 0.00%	316 96.34%
	Over Votes:	0 0.00%	0 0.00%	0 0.00%	0 0.00%
	Under Votes:	12 3.66%	0 0.00%	0 0.00%	12 3.66%
SENATE JOINT RESOLUTION 8212, Vote For 1					
	Approved	183 58.10%	0 0.00%	0 0.00%	183 58.10%
	Rejected	132 41.90%	0 0.00%	0 0.00%	132 41.90%
	Cast Votes:	315 96.04%	0 0.00%	0 0.00%	315 96.04%
	Over Votes:	0 0.00%	0 0.00%	0 0.00%	0 0.00%
	Under Votes:	13 3.96%	0 0.00%	0 0.00%	13 3.96%
ENGROSSED HOUSE JOINT RESOLUTION 4204, Vote For 1					
	Approved	165 50.77%	0 0.00%	0 0.00%	165 50.77%
	Rejected	160 49.23%	0 0.00%	0 0.00%	160 49.23%
	Cast Votes:	325 99.09%	0 0.00%	0 0.00%	325 99.09%
	Over Votes:	0 0.00%	0 0.00%	0 0.00%	0 0.00%
	Under Votes:	3 0.91%	0 0.00%	0 0.00%	3 0.91%
SUBSTITUTE HOUSE JOINT RESOLUTION 4215, Vote For 1					
	Approved	172 54.78%	0 0.00%	0 0.00%	172 54.78%
	Rejected	142 45.22%	0 0.00%	0 0.00%	142 45.22%
	Cast Votes:	314 95.73%	0 0.00%	0 0.00%	314 95.73%
	Over Votes:	0 0.00%	0 0.00%	0 0.00%	0 0.00%
	Under Votes:	14 4.27%	0 0.00%	0 0.00%	14 4.27%



200711270115
 Skagit County Auditor

Precinct Report — Official
Skagit County, Washington — 2007 General Election — November 06, 2007

Page 116 of 329

11/27/2007 10:43 AM

Total Number of Voters : 33,455 of 59,686 = 56.05%

Precincts Reporting 118 of 118 = 100.00%

Party	Candidate	Absentee	Early	Election	Total
Precinct 150 (Ballots Cast: 328)					
Fire District #13, Commissioner Position 1, Vote For 1					
	Jim Grove	98 32.56%	0 0.00%	0 0.00%	98 32.56%
	John Doyle	203 67.44%	0 0.00%	0 0.00%	203 67.44%
	Cast Votes:	301 91.77%	0 0.00%	0 0.00%	301 91.77%
	Over Votes:	0 0.00%	0 0.00%	0 0.00%	0 0.00%
	Under Votes:	27 8.23%	0 0.00%	0 0.00%	27 8.23%
Port of Anacortes, Commissioner District 3, Vote For 1					
	Steve Hopley	208 100.00%	0 0.00%	0 0.00%	208 100.00%
	Cast Votes:	208 63.41%	0 0.00%	0 0.00%	208 63.41%
	Over Votes:	0 0.00%	0 0.00%	0 0.00%	0 0.00%
	Under Votes:	120 36.59%	0 0.00%	0 0.00%	120 36.59%
Port of Anacortes, Commissioner District 4, Vote For 1					
	Pat D. Mooney	212 100.00%	0 0.00%	0 0.00%	212 100.00%
	Cast Votes:	212 64.63%	0 0.00%	0 0.00%	212 64.63%
	Over Votes:	0 0.00%	0 0.00%	0 0.00%	0 0.00%
	Under Votes:	116 35.37%	0 0.00%	0 0.00%	116 35.37%
LaConner School District #311, Director District 1, Vote For 1					
	Gretchen McCauley	236 100.00%	0 0.00%	0 0.00%	236 100.00%
	Cast Votes:	236 71.95%	0 0.00%	0 0.00%	236 71.95%
	Over Votes:	0 0.00%	0 0.00%	0 0.00%	0 0.00%
	Under Votes:	92 28.05%	0 0.00%	0 0.00%	92 28.05%
LaConner School District #311, Director District 2, Vote For 1					
	Janie Beasley	229 100.00%	0 0.00%	0 0.00%	229 100.00%
	Cast Votes:	229 69.82%	0 0.00%	0 0.00%	229 69.82%
	Over Votes:	0 0.00%	0 0.00%	0 0.00%	0 0.00%
	Under Votes:	99 30.18%	0 0.00%	0 0.00%	99 30.18%
LaConner School District #311, Director District 4, Vote For 1					
	Rick Thompson	229 100.00%	0 0.00%	0 0.00%	229 100.00%
	Cast Votes:	229 69.82%	0 0.00%	0 0.00%	229 69.82%
	Over Votes:	0 0.00%	0 0.00%	0 0.00%	0 0.00%
	Under Votes:	99 30.18%	0 0.00%	0 0.00%	99 30.18%
Sewer District 1, Commissioner Position 1, 4 Year Unexpired Term, Vote For 1					
	Loren L. Bogart	72 100.00%	0 0.00%	0 0.00%	72 100.00%
	Cast Votes:	72 72.73%	0 0.00%	0 0.00%	72 72.73%
	Over Votes:	0 0.00%	0 0.00%	0 0.00%	0 0.00%
	Under Votes:	27 27.27%	0 0.00%	0 0.00%	27 27.27%



200711270115
 Skagit County Auditor

11/27/2007 Page 155 of 368 2:48PM

Precinct Report — Official
Skagit County, Washington — 2007 General Election — November 06, 2007


Page 117 of 329

11/27/2007 10:43 AM

Total Number of Voters : 33,455 of 59,686 = 56.05%

Precincts Reporting 118 of 118 = 100.00%

Party	Candidate	Absentee	Early	Election	Total
Precinct 150 (Ballots Cast: 328)					
	Sewer District 1, Commissioner Position 3, Vote For 1				
	Mel Dunbar	78 100.00%	0 0.00%	0 0.00%	78 100.00%
	Cast Votes:	78 78.79%	0 0.00%	0 0.00%	78 78.79%
	Over Votes:	0 0.00%	0 0.00%	0 0.00%	0 0.00%
	Under Votes:	21 21.21%	0 0.00%	0 0.00%	21 21.21%


 200711270115
 Skagit County Auditor
 11/27/2007 Page 156 of 368 2:48PM

Precinct Report — Official
Skagit County, Washington — 2007 General Election — November 06, 2007

Page 118 of 329

11/27/2007 10:43 AM

Total Number of Voters : 33,455 of 59,686 = 56.05%

Precincts Reporting 118 of 118 = 100.00%

Party	Candidate	Absentee	Early	Election	Total
Precinct 151 (Ballots Cast: 208)					
INITIATIVE MEASURE 980, Vote For 1					
	Yes	106 53.81%	0 0.00%	0 0.00%	106 53.81%
	No	91 46.19%	0 0.00%	0 0.00%	91 46.19%
	Cast Votes:	197 94.71%	0 0.00%	0 0.00%	197 94.71%
	Over Votes:	0 0.00%	0 0.00%	0 0.00%	0 0.00%
	Under Votes:	11 5.29%	0 0.00%	0 0.00%	11 5.29%
REFERENDUM MEASURE 67, Vote For 1					
	Approved	103 51.50%	0 0.00%	0 0.00%	103 51.50%
	Rejected	97 48.50%	0 0.00%	0 0.00%	97 48.50%
	Cast Votes:	200 96.15%	0 0.00%	0 0.00%	200 96.15%
	Over Votes:	0 0.00%	0 0.00%	0 0.00%	0 0.00%
	Under Votes:	8 3.85%	0 0.00%	0 0.00%	8 3.85%
ENGROSSED SUBSTITUTE SENATE JOINT RESOLUTION 8206, Vote For 1					
	Approved	132 67.69%	0 0.00%	0 0.00%	132 67.69%
	Rejected	63 32.31%	0 0.00%	0 0.00%	63 32.31%
	Cast Votes:	195 93.75%	0 0.00%	0 0.00%	195 93.75%
	Over Votes:	0 0.00%	0 0.00%	0 0.00%	0 0.00%
	Under Votes:	13 6.25%	0 0.00%	0 0.00%	13 6.25%
SENATE JOINT RESOLUTION 8212, Vote For 1					
	Approved	120 62.18%	0 0.00%	0 0.00%	120 62.18%
	Rejected	73 37.82%	0 0.00%	0 0.00%	73 37.82%
	Cast Votes:	193 92.79%	0 0.00%	0 0.00%	193 92.79%
	Over Votes:	0 0.00%	0 0.00%	0 0.00%	0 0.00%
	Under Votes:	15 7.21%	0 0.00%	0 0.00%	15 7.21%
ENGROSSED HOUSE JOINT RESOLUTION 4204, Vote For 1					
	Approved	75 36.59%	0 0.00%	0 0.00%	75 36.59%
	Rejected	130 63.41%	0 0.00%	0 0.00%	130 63.41%
	Cast Votes:	205 98.56%	0 0.00%	0 0.00%	205 98.56%
	Over Votes:	0 0.00%	0 0.00%	0 0.00%	0 0.00%
	Under Votes:	3 1.44%	0 0.00%	0 0.00%	3 1.44%
SUBSTITUTE HOUSE JOINT RESOLUTION 4215, Vote For 1					
	Approved	94 48.96%	0 0.00%	0 0.00%	94 48.96%
	Rejected	98 51.04%	0 0.00%	0 0.00%	98 51.04%
	Cast Votes:	192 92.31%	0 0.00%	0 0.00%	192 92.31%
	Over Votes:	0 0.00%	0 0.00%	0 0.00%	0 0.00%
	Under Votes:	16 7.69%	0 0.00%	0 0.00%	16 7.69%



200711270115
 Skagit County Auditor

11/27/2007 Page 157 of 368 2:48PM

Precinct Report — Official
Skagit County, Washington — 2007 General Election — November 06, 2007

Page 119 of 329

11/27/2007 10:43 AM

Total Number of Voters : 33,455 of 59,686 = 56.05%

Precincts Reporting 118 of 118 = 100.00%

Party	Candidate	Absentee	Early	Election	Total
Precinct 151 (Ballots Cast: 208)					
Fire District #08, Commissioner Position 1, Vote For 1					
	Jim Kennedy	136 100.00%	0 0.00%	0 0.00%	136 100.00%
	Cast Votes:	136 65.38%	0 0.00%	0 0.00%	136 65.38%
	Over Votes:	0 0.00%	0 0.00%	0 0.00%	0 0.00%
	Under Votes:	72 34.62%	0 0.00%	0 0.00%	72 34.62%
Hospital District #304, Commissioner Position 3, Vote For 1					
	Gary L. Kent	139 100.00%	0 0.00%	0 0.00%	139 100.00%
	Cast Votes:	139 66.83%	0 0.00%	0 0.00%	139 66.83%
	Over Votes:	0 0.00%	0 0.00%	0 0.00%	0 0.00%
	Under Votes:	69 33.17%	0 0.00%	0 0.00%	69 33.17%
Hospital District #304, Commissioner Position 5, Vote For 1					
	Robert M. Stanley	137 100.00%	0 0.00%	0 0.00%	137 100.00%
	Cast Votes:	137 65.87%	0 0.00%	0 0.00%	137 65.87%
	Over Votes:	0 0.00%	0 0.00%	0 0.00%	0 0.00%
	Under Votes:	71 34.13%	0 0.00%	0 0.00%	71 34.13%
Port of Skagit County, Commissioner District 1, Vote For 1					
	Kevin Ware	136 100.00%	0 0.00%	0 0.00%	136 100.00%
	Cast Votes:	136 65.38%	0 0.00%	0 0.00%	136 65.38%
	Over Votes:	0 0.00%	0 0.00%	0 0.00%	0 0.00%
	Under Votes:	72 34.62%	0 0.00%	0 0.00%	72 34.62%
Burlington School District #100, Director District 1, Vote For 1					
	Martin H. Lopez	40 100.00%	0 0.00%	0 0.00%	40 100.00%
	Cast Votes:	40 67.80%	0 0.00%	0 0.00%	40 67.80%
	Over Votes:	0 0.00%	0 0.00%	0 0.00%	0 0.00%
	Under Votes:	19 32.20%	0 0.00%	0 0.00%	19 32.20%
Burlington School District #100, Director District 3, Vote For 1					
	Tim Loving	25 52.08%	0 0.00%	0 0.00%	25 52.08%
	Bill Wallace	23 47.92%	0 0.00%	0 0.00%	23 47.92%
	Cast Votes:	48 81.36%	0 0.00%	0 0.00%	48 81.36%
	Over Votes:	0 0.00%	0 0.00%	0 0.00%	0 0.00%
	Under Votes:	11 18.64%	0 0.00%	0 0.00%	11 18.64%
Burlington School District #100, Director District 4, Vote For 1					
	Liza Peth Bott	38 100.00%	0 0.00%	0 0.00%	38 100.00%
	Cast Votes:	38 64.41%	0 0.00%	0 0.00%	38 64.41%
	Over Votes:	0 0.00%	0 0.00%	0 0.00%	0 0.00%
	Under Votes:	21 35.59%	0 0.00%	0 0.00%	21 35.59%



11/27/2007 Page 158 of 368 2:48PM

Precinct Report — Official
Skagit County, Washington — 2007 General Election — November 06, 2007

Page 120 of 329

11/27/2007 10:43 AM

Total Number of Voters : 33,455 of 59,686 = 56.05%

Precincts Reporting 118 of 118 = 100.00%

Party	Candidate	Absentee	Early	Election	Total
Precinct 151 (Ballots Cast: 208)					
Sedro-Woolley School District #101, Director District 2, Vote For 1					
	Tim Howland	104 100.00%	0 0.00%	0 0.00%	104 100.00%
	Cast Votes:	104 69.80%	0 0.00%	0 0.00%	104 69.80%
	Over Votes:	0 0.00%	0 0.00%	0 0.00%	0 0.00%
	Under Votes:	45 30.20%	0 0.00%	0 0.00%	45 30.20
Sedro-Woolley School District #101, Director District 3, Vote For 1					
	Rich Weyrich	98 100.00%	0 0.00%	0 0.00%	98 100.00
	Cast Votes:	98 65.77%	0 0.00%	0 0.00%	98 65.77
	Over Votes:	0 0.00%	0 0.00%	0 0.00%	0 0.00
	Under Votes:	51 34.23%	0 0.00%	0 0.00%	51 34.23



200711270115

Skagit County Auditor

Precinct Report — Official
Skagit County, Washington — 2007 General Election — November 06, 2007

Page 121 of 329

11/27/2007 10:43 AM

Total Number of Voters : 33,455 of 59,686 = 56.05%

Precincts Reporting 118 of 118 = 100.00%

Party	Candidate	Absentee	Early	Election	Total
Precinct 153 (Ballots Cast: 414)					
INITIATIVE MEASURE 960, Vote For 1					
	Yes	200 49.14%	0 0.00%	0 0.00%	200 49.14%
	No	207 50.86%	0 0.00%	0 0.00%	207 50.86%
	Cast Votes:	407 98.31%	0 0.00%	0 0.00%	407 98.31%
	Over Votes:	0 0.00%	0 0.00%	0 0.00%	0 0.00%
	Under Votes:	7 1.69%	0 0.00%	0 0.00%	7 1.69%
REFERENDUM MEASURE 67, Vote For 1					
	Approved	261 63.66%	0 0.00%	0 0.00%	261 63.66%
	Rejected	149 36.34%	0 0.00%	0 0.00%	149 36.34%
	Cast Votes:	410 99.03%	0 0.00%	0 0.00%	410 99.03%
	Over Votes:	0 0.00%	0 0.00%	0 0.00%	0 0.00%
	Under Votes:	4 0.97%	0 0.00%	0 0.00%	4 0.97%
ENGROSSED SUBSTITUTE SENATE JOINT RESOLUTION 8206, Vote For 1					
	Approved	268 65.85%	0 0.00%	0 0.00%	268 65.85%
	Rejected	139 34.15%	0 0.00%	0 0.00%	139 34.15%
	Cast Votes:	407 98.31%	0 0.00%	0 0.00%	407 98.31%
	Over Votes:	0 0.00%	0 0.00%	0 0.00%	0 0.00%
	Under Votes:	7 1.69%	0 0.00%	0 0.00%	7 1.69%
SENATE JOINT RESOLUTION 8212, Vote For 1					
	Approved	243 60.00%	0 0.00%	0 0.00%	243 60.00%
	Rejected	162 40.00%	0 0.00%	0 0.00%	162 40.00%
	Cast Votes:	405 97.83%	0 0.00%	0 0.00%	405 97.83%
	Over Votes:	0 0.00%	0 0.00%	0 0.00%	0 0.00%
	Under Votes:	9 2.17%	0 0.00%	0 0.00%	9 2.17%
ENGROSSED HOUSE JOINT RESOLUTION 4204, Vote For 1					
	Approved	241 59.21%	0 0.00%	0 0.00%	241 59.21%
	Rejected	166 40.79%	0 0.00%	0 0.00%	166 40.79%
	Cast Votes:	407 98.31%	0 0.00%	0 0.00%	407 98.31%
	Over Votes:	0 0.00%	0 0.00%	0 0.00%	0 0.00%
	Under Votes:	7 1.69%	0 0.00%	0 0.00%	7 1.69%
SUBSTITUTE HOUSE JOINT RESOLUTION 4215, Vote For 1					
	Approved	240 59.85%	0 0.00%	0 0.00%	240 59.85%
	Rejected	161 40.15%	0 0.00%	0 0.00%	161 40.15%
	Cast Votes:	401 96.86%	0 0.00%	0 0.00%	401 96.86%
	Over Votes:	0 0.00%	0 0.00%	0 0.00%	0 0.00%
	Under Votes:	13 3.14%	0 0.00%	0 0.00%	13 3.14%



200711270115
 Skagit County Auditor

Precinct Report — Official
Skagit County, Washington — 2007 General Election — November 06, 2007

Page 122 of 329

11/27/2007 10:43 AM

Total Number of Voters : 33,455 of 59,686 = 56.05%

Precincts Reporting 118 of 118 = 100.00%

Party	Candidate	Absentee	Early	Election	Total
Precinct 153 (Ballots Cast: 414)					
Fire District #13, Commissioner Position 1, Vote For 1					
	Jim Grove	147 42.24%	0 0.00%	0 0.00%	147 42.24%
	John Doyle	201 57.76%	0 0.00%	0 0.00%	201 57.76%
	Cast Votes:	348 84.06%	0 0.00%	0 0.00%	348 84.06%
	Over Votes:	0 0.00%	0 0.00%	0 0.00%	0 0.00%
	Under Votes:	66 15.94%	0 0.00%	0 0.00%	66 15.94%
Port of Anacortes, Commissioner District 3, Vote For 1					
	Steve Hopley	271 100.00%	0 0.00%	0 0.00%	271 100.00%
	Cast Votes:	271 65.46%	0 0.00%	0 0.00%	271 65.46%
	Over Votes:	0 0.00%	0 0.00%	0 0.00%	0 0.00%
	Under Votes:	143 34.54%	0 0.00%	0 0.00%	143 34.54%
Port of Anacortes, Commissioner District 4, Vote For 1					
	Pat D. Mooney	260 100.00%	0 0.00%	0 0.00%	260 100.00%
	Cast Votes:	260 62.80%	0 0.00%	0 0.00%	260 62.80%
	Over Votes:	0 0.00%	0 0.00%	0 0.00%	0 0.00%
	Under Votes:	154 37.20%	0 0.00%	0 0.00%	154 37.20%
LaConner School District #311, Director District 1, Vote For 1					
	Gretchen McCauley	285 100.00%	0 0.00%	0 0.00%	285 100.00%
	Cast Votes:	285 68.84%	0 0.00%	0 0.00%	285 68.84%
	Over Votes:	0 0.00%	0 0.00%	0 0.00%	0 0.00%
	Under Votes:	129 31.16%	0 0.00%	0 0.00%	129 31.16%
LaConner School District #311, Director District 2, Vote For 1					
	Janie Beasley	282 100.00%	0 0.00%	0 0.00%	282 100.00%
	Cast Votes:	282 68.12%	0 0.00%	0 0.00%	282 68.12%
	Over Votes:	0 0.00%	0 0.00%	0 0.00%	0 0.00%
	Under Votes:	132 31.88%	0 0.00%	0 0.00%	132 31.88%
LaConner School District #311, Director District 4, Vote For 1					
	Rick Thompson	290 100.00%	0 0.00%	0 0.00%	290 100.00%
	Cast Votes:	290 70.05%	0 0.00%	0 0.00%	290 70.05%
	Over Votes:	0 0.00%	0 0.00%	0 0.00%	0 0.00%
	Under Votes:	124 29.95%	0 0.00%	0 0.00%	124 29.95%



200711270115
 Skagit County Auditor

11/27/2007 Page 161 of 368 2:46PM

Precinct Report — Official
Skagit County, Washington — 2007 General Election — November 06, 2007

Page 123 of 329

11/27/2007 10:43 AM

Total Number of Voters : 33,455 of 59,686 = 56.05%

Precincts Reporting 118 of 118 = 100.00%

Party	Candidate	Absentee	Early	Election	Total
Precinct 154 (Ballots Cast: 189)					
INITIATIVE MEASURE 960, Vote For 1					
	Yes	114 61.96%	0 0.00%	0 0.00%	114 61.96%
	No	70 38.04%	0 0.00%	0 0.00%	70 38.04%
	Cast Votes:	184 97.35%	0 0.00%	0 0.00%	184 97.35%
	Over Votes:	0 0.00%	0 0.00%	0 0.00%	0 0.00%
	Under Votes:	5 2.65%	0 0.00%	0 0.00%	5 2.65%
REFERENDUM MEASURE 67, Vote For 1					
	Approved	108 59.02%	0 0.00%	0 0.00%	108 59.02%
	Rejected	75 40.98%	0 0.00%	0 0.00%	75 40.98%
	Cast Votes:	183 96.83%	0 0.00%	0 0.00%	183 96.83%
	Over Votes:	0 0.00%	0 0.00%	0 0.00%	0 0.00%
	Under Votes:	6 3.17%	0 0.00%	0 0.00%	6 3.17%
ENGROSSED SUBSTITUTE SENATE JOINT RESOLUTION 8206, Vote For 1					
	Approved	112 63.64%	0 0.00%	0 0.00%	112 63.64%
	Rejected	64 36.36%	0 0.00%	0 0.00%	64 36.36%
	Cast Votes:	176 93.12%	0 0.00%	0 0.00%	176 93.12%
	Over Votes:	0 0.00%	0 0.00%	0 0.00%	0 0.00%
	Under Votes:	13 6.88%	0 0.00%	0 0.00%	13 6.88%
SENATE JOINT RESOLUTION 8212, Vote For 1					
	Approved	80 45.71%	0 0.00%	0 0.00%	80 45.71%
	Rejected	95 54.29%	0 0.00%	0 0.00%	95 54.29%
	Cast Votes:	175 92.59%	0 0.00%	0 0.00%	175 92.59%
	Over Votes:	0 0.00%	0 0.00%	0 0.00%	0 0.00%
	Under Votes:	14 7.41%	0 0.00%	0 0.00%	14 7.41%
ENGROSSED HOUSE JOINT RESOLUTION 4204, Vote For 1					
	Approved	71 37.57%	0 0.00%	0 0.00%	71 37.57%
	Rejected	118 62.43%	0 0.00%	0 0.00%	118 62.43%
	Cast Votes:	189 100.00%	0 0.00%	0 0.00%	189 100.00%
	Over Votes:	0 0.00%	0 0.00%	0 0.00%	0 0.00%
	Under Votes:	0 0.00%	0 0.00%	0 0.00%	0 0.00%
SUBSTITUTE HOUSE JOINT RESOLUTION 4215, Vote For 1					
	Approved	76 43.43%	0 0.00%	0 0.00%	76 43.43%
	Rejected	99 56.57%	0 0.00%	0 0.00%	99 56.57%
	Cast Votes:	175 92.59%	0 0.00%	0 0.00%	175 92.59%
	Over Votes:	0 0.00%	0 0.00%	0 0.00%	0 0.00%
	Under Votes:	14 7.41%	0 0.00%	0 0.00%	14 7.41%



200711270115
 Skagit County Auditor

Precinct Report — Official
Skagit County, Washington — 2007 General Election — November 06, 2007

Page 124 of 329

11/27/2007 10:43 AM

Total Number of Voters : 33,455 of 59,686 = 56.05%

Precincts Reporting 118 of 118 = 100.00%

Party	Candidate	Absentee	Early	Election	Total
Precinct 154 (Ballots Cast: 189)					
Fire District #16, Commissioner Position 1, Vote For 1					
	Simme Bobrosky	123 100.00%	0 0.00%	0 0.00%	123 100.00%
	Cast Votes:	123 65.08%	0 0.00%	0 0.00%	123 65.08%
	Over Votes:	0 0.00%	0 0.00%	0 0.00%	0 0.00%
	Under Votes:	66 34.92%	0 0.00%	0 0.00%	66 34.92%
Hospital District #304, Commissioner Position 3, Vote For 1					
	Gary L. Kent	110 100.00%	0 0.00%	0 0.00%	110 100.00%
	Cast Votes:	110 58.20%	0 0.00%	0 0.00%	110 58.20%
	Over Votes:	0 0.00%	0 0.00%	0 0.00%	0 0.00%
	Under Votes:	79 41.80%	0 0.00%	0 0.00%	79 41.80%
Hospital District #304, Commissioner Position 5, Vote For 1					
	Robert M. Stanley	109 100.00%	0 0.00%	0 0.00%	109 100.00%
	Cast Votes:	109 57.67%	0 0.00%	0 0.00%	109 57.67%
	Over Votes:	0 0.00%	0 0.00%	0 0.00%	0 0.00%
	Under Votes:	80 42.33%	0 0.00%	0 0.00%	80 42.33%
Port of Skagit County, Commissioner District 1, Vote For 1					
	Kevin Ware	110 100.00%	0 0.00%	0 0.00%	110 100.00%
	Cast Votes:	110 58.20%	0 0.00%	0 0.00%	110 58.20%
	Over Votes:	0 0.00%	0 0.00%	0 0.00%	0 0.00%
	Under Votes:	79 41.80%	0 0.00%	0 0.00%	79 41.80%
Sedro-Woolley School District #101, Director District 2, Vote For 1					
	Tim Howland	121 100.00%	0 0.00%	0 0.00%	121 100.00%
	Cast Votes:	121 64.02%	0 0.00%	0 0.00%	121 64.02%
	Over Votes:	0 0.00%	0 0.00%	0 0.00%	0 0.00%
	Under Votes:	68 35.98%	0 0.00%	0 0.00%	68 35.98%
Sedro-Woolley School District #101, Director District 3, Vote For 1					
	Rich Weyrich	120 100.00%	0 0.00%	0 0.00%	120 100.00%
	Cast Votes:	120 63.49%	0 0.00%	0 0.00%	120 63.49%
	Over Votes:	0 0.00%	0 0.00%	0 0.00%	0 0.00%
	Under Votes:	69 36.51%	0 0.00%	0 0.00%	69 36.51%



200711270115
 Skagit County Auditor

Precinct Report — Official
Skagit County, Washington — 2007 General Election — November 06, 2007

Page 125 of 329

11/27/2007 10:43 AM

Total Number of Voters : 33,455 of 59,686 = 56.05%

Precincts Reporting 118 of 118 = 100.00%

Party	Candidate	Absentee	Early	Election	Total
Precinct 155 (Ballots Cast: 463)					
INITIATIVE MEASURE 960, Vote For 1					
	Yes	281 62.17%	0 0.00%	0 0.00%	281 62.17%
	No	171 37.83%	0 0.00%	0 0.00%	171 37.83%
	Cast Votes:	452 97.62%	0 0.00%	0 0.00%	452 97.62%
	Over Votes:	0 0.00%	0 0.00%	0 0.00%	0 0.00%
	Under Votes:	11 2.38%	0 0.00%	0 0.00%	11 2.38%
REFERENDUM MEASURE 67, Vote For 1					
	Approved	233 51.66%	0 0.00%	0 0.00%	233 51.66%
	Rejected	218 48.34%	0 0.00%	0 0.00%	218 48.34%
	Cast Votes:	451 97.41%	0 0.00%	0 0.00%	451 97.41%
	Over Votes:	0 0.00%	0 0.00%	0 0.00%	0 0.00%
	Under Votes:	12 2.59%	0 0.00%	0 0.00%	12 2.59%
ENGROSSED SUBSTITUTE SENATE JOINT RESOLUTION 8206, Vote For 1					
	Approved	292 67.59%	0 0.00%	0 0.00%	292 67.59%
	Rejected	140 32.41%	0 0.00%	0 0.00%	140 32.41%
	Cast Votes:	432 93.30%	0 0.00%	0 0.00%	432 93.30%
	Over Votes:	0 0.00%	0 0.00%	0 0.00%	0 0.00%
	Under Votes:	31 6.70%	0 0.00%	0 0.00%	31 6.70%
SENATE JOINT RESOLUTION 8212, Vote For 1					
	Approved	242 54.75%	0 0.00%	0 0.00%	242 54.75%
	Rejected	200 45.25%	0 0.00%	0 0.00%	200 45.25%
	Cast Votes:	442 95.46%	0 0.00%	0 0.00%	442 95.46%
	Over Votes:	0 0.00%	0 0.00%	0 0.00%	0 0.00%
	Under Votes:	21 4.54%	0 0.00%	0 0.00%	21 4.54%
ENGROSSED HOUSE JOINT RESOLUTION 4204, Vote For 1					
	Approved	145 31.73%	0 0.00%	0 0.00%	145 31.73%
	Rejected	312 68.27%	0 0.00%	0 0.00%	312 68.27%
	Cast Votes:	457 98.70%	0 0.00%	0 0.00%	457 98.70%
	Over Votes:	0 0.00%	0 0.00%	0 0.00%	0 0.00%
	Under Votes:	6 1.30%	0 0.00%	0 0.00%	6 1.30%
SUBSTITUTE HOUSE JOINT RESOLUTION 4215, Vote For 1					
	Approved	164 38.14%	0 0.00%	0 0.00%	164 38.14%
	Rejected	266 61.86%	0 0.00%	0 0.00%	266 61.86%
	Cast Votes:	430 92.87%	0 0.00%	0 0.00%	430 92.87%
	Over Votes:	0 0.00%	0 0.00%	0 0.00%	0 0.00%
	Under Votes:	33 7.13%	0 0.00%	0 0.00%	33 7.13%



200711270115
 Skagit County Auditor

Precinct Report — Official
Skagit County, Washington — 2007 General Election — November 06, 2007

Page 126 of 329

11/27/2007 10:43 AM

Total Number of Voters : 33,455 of 59,686 = 56.05%

Precincts Reporting 118 of 118 = 100.00%

Party	Candidate	Absentee	Early	Election	Total
Precinct 155 (Ballots Cast: 463)					
Fire District #08, Commissioner Position 1, Vote For 1					
	Jim Kennedy	302 100.00%	0 0.00%	0 0.00%	302 100.00%
	Cast Votes:	302 65.23%	0 0.00%	0 0.00%	302 65.23%
	Over Votes:	0 0.00%	0 0.00%	0 0.00%	0 0.00%
	Under Votes:	161 34.77%	0 0.00%	0 0.00%	161 34.77%
Hospital District #304, Commissioner Position 3, Vote For 1					
	Gary L. Kent	302 100.00%	0 0.00%	0 0.00%	302 100.00%
	Cast Votes:	302 65.23%	0 0.00%	0 0.00%	302 65.23%
	Over Votes:	1 0.22%	0 0.00%	0 0.00%	1 0.22%
	Under Votes:	160 34.56%	0 0.00%	0 0.00%	160 34.56%
Hospital District #304, Commissioner Position 5, Vote For 1					
	Robert M. Stanley	301 100.00%	0 0.00%	0 0.00%	301 100.00%
	Cast Votes:	301 65.01%	0 0.00%	0 0.00%	301 65.01%
	Over Votes:	0 0.00%	0 0.00%	0 0.00%	0 0.00%
	Under Votes:	162 34.99%	0 0.00%	0 0.00%	162 34.99%
Port of Skagit County, Commissioner District 1, Vote For 1					
	Kevin Ware	300 100.00%	0 0.00%	0 0.00%	300 100.00%
	Cast Votes:	300 64.79%	0 0.00%	0 0.00%	300 64.79%
	Over Votes:	0 0.00%	0 0.00%	0 0.00%	0 0.00%
	Under Votes:	163 35.21%	0 0.00%	0 0.00%	163 35.21%
Sedro-Woolley School District #101, Director District 2, Vote For 1					
	Tim Howland	318 100.00%	0 0.00%	0 0.00%	318 100.00%
	Cast Votes:	318 68.68%	0 0.00%	0 0.00%	318 68.68%
	Over Votes:	0 0.00%	0 0.00%	0 0.00%	0 0.00%
	Under Votes:	145 31.32%	0 0.00%	0 0.00%	145 31.32%
Sedro-Woolley School District #101, Director District 3, Vote For 1					
	Rich Weyrich	307 100.00%	0 0.00%	0 0.00%	307 100.00%
	Cast Votes:	307 66.31%	0 0.00%	0 0.00%	307 66.31%
	Over Votes:	0 0.00%	0 0.00%	0 0.00%	0 0.00%
	Under Votes:	156 33.69%	0 0.00%	0 0.00%	156 33.69%



200711270115
 Skagit County Auditor

Precinct Report — Official
Skagit County, Washington — 2007 General Election — November 06, 2007

Page 127 of 329

11/27/2007 10:43 AM

Total Number of Voters : 33,455 of 59,686 = 56.05%

Precincts Reporting 118 of 118 = 100.00%

Party	Candidate	Absentee	Early	Election	Total
Precinct 156 (Ballots Cast: 285)					
INITIATIVE MEASURE 960, Vote For 1					
	Yes	163 59.71%	0 0.00%	0 0.00%	163 59.71%
	No	110 40.29%	0 0.00%	0 0.00%	110 40.29%
	Cast Votes:	273 95.79%	0 0.00%	0 0.00%	273 95.79%
	Over Votes:	0 0.00%	0 0.00%	0 0.00%	0 0.00%
	Under Votes:	12 4.21%	0 0.00%	0 0.00%	12 4.21%
REFERENDUM MEASURE 67, Vote For 1					
	Approved	141 51.09%	0 0.00%	0 0.00%	141 51.09%
	Rejected	135 48.91%	0 0.00%	0 0.00%	135 48.91%
	Cast Votes:	276 96.84%	0 0.00%	0 0.00%	276 96.84%
	Over Votes:	0 0.00%	0 0.00%	0 0.00%	0 0.00%
	Under Votes:	9 3.16%	0 0.00%	0 0.00%	9 3.16%
ENGROSSED SUBSTITUTE SENATE JOINT RESOLUTION 8206, Vote For 1					
	Approved	177 67.30%	0 0.00%	0 0.00%	177 67.30%
	Rejected	86 32.70%	0 0.00%	0 0.00%	86 32.70%
	Cast Votes:	263 92.28%	0 0.00%	0 0.00%	263 92.28%
	Over Votes:	0 0.00%	0 0.00%	0 0.00%	0 0.00%
	Under Votes:	22 7.72%	0 0.00%	0 0.00%	22 7.72%
SENATE JOINT RESOLUTION 8212, Vote For 1					
	Approved	165 62.03%	0 0.00%	0 0.00%	165 62.03%
	Rejected	101 37.97%	0 0.00%	0 0.00%	101 37.97%
	Cast Votes:	266 93.33%	0 0.00%	0 0.00%	266 93.33%
	Over Votes:	0 0.00%	0 0.00%	0 0.00%	0 0.00%
	Under Votes:	19 6.67%	0 0.00%	0 0.00%	19 6.67%
ENGROSSED HOUSE JOINT RESOLUTION 4204, Vote For 1					
	Approved	118 41.70%	0 0.00%	0 0.00%	118 41.70%
	Rejected	165 58.30%	0 0.00%	0 0.00%	165 58.30%
	Cast Votes:	283 99.30%	0 0.00%	0 0.00%	283 99.30%
	Over Votes:	0 0.00%	0 0.00%	0 0.00%	0 0.00%
	Under Votes:	2 0.70%	0 0.00%	0 0.00%	2 0.70%
SUBSTITUTE HOUSE JOINT RESOLUTION 4215, Vote For 1					
	Approved	135 50.75%	0 0.00%	0 0.00%	135 50.75%
	Rejected	131 49.25%	0 0.00%	0 0.00%	131 49.25%
	Cast Votes:	266 93.33%	0 0.00%	0 0.00%	266 93.33%
	Over Votes:	0 0.00%	0 0.00%	0 0.00%	0 0.00%
	Under Votes:	19 6.67%	0 0.00%	0 0.00%	19 6.67%



200711270115
 Skagit County Auditor

Precinct Report — Official
Skagit County, Washington — 2007 General Election — November 06, 2007

Page 128 of 329

11/27/2007 10:43 AM

Total Number of Voters : 33,455 of 59,686 = 56.05%

Precincts Reporting 118 of 118 = 100.00%

Party	Candidate	Absentee	Early	Election	Total
Precinct 156 (Ballots Cast: 285)					
Fire District #05, Commissioner Position 1, Short/Full Term, Vote For 1					
	Gerald H. "Jerry" Anderson	5 100.00%	0 0.00%	0 0.00%	5 100.00%
	Cast Votes:	5 83.33%	0 0.00%	0 0.00%	5 83.33%
	Over Votes:	0 0.00%	0 0.00%	0 0.00%	0 0.00%
	Under Votes:	1 16.67%	0 0.00%	0 0.00%	1 16.67%
Fire District #06, Commissioner Position 1, Vote For 1					
	Trevor Ford	157 100.00%	0 0.00%	0 0.00%	157 100.00%
	Cast Votes:	157 67.97%	0 0.00%	0 0.00%	157 67.97%
	Over Votes:	0 0.00%	0 0.00%	0 0.00%	0 0.00%
	Under Votes:	74 32.03%	0 0.00%	0 0.00%	74 32.03%
Fire District #12, Commissioner Position 1, Vote For 1					
	Greg R. John	29 100.00%	0 0.00%	0 0.00%	29 100.00%
	Cast Votes:	29 60.42%	0 0.00%	0 0.00%	29 60.42%
	Over Votes:	0 0.00%	0 0.00%	0 0.00%	0 0.00%
	Under Votes:	19 39.58%	0 0.00%	0 0.00%	19 39.58%
Hospital District #304, Commissioner Position 3, Vote For 1					
	Gary L. Kent	185 100.00%	0 0.00%	0 0.00%	185 100.00%
	Cast Votes:	185 64.91%	0 0.00%	0 0.00%	185 64.91%
	Over Votes:	0 0.00%	0 0.00%	0 0.00%	0 0.00%
	Under Votes:	100 35.09%	0 0.00%	0 0.00%	100 35.09%
Hospital District #304, Commissioner Position 5, Vote For 1					
	Robert M. Stanley	186 100.00%	0 0.00%	0 0.00%	186 100.00%
	Cast Votes:	186 65.26%	0 0.00%	0 0.00%	186 65.26%
	Over Votes:	0 0.00%	0 0.00%	0 0.00%	0 0.00%
	Under Votes:	99 34.74%	0 0.00%	0 0.00%	99 34.74%
Port of Anacortes, Commissioner District 3, Vote For 1					
	Steve Hopley	3 100.00%	0 0.00%	0 0.00%	3 100.00%
	Cast Votes:	3 30.00%	0 0.00%	0 0.00%	3 30.00%
	Over Votes:	0 0.00%	0 0.00%	0 0.00%	0 0.00%
	Under Votes:	7 70.00%	0 0.00%	0 0.00%	7 70.00%
Port of Anacortes, Commissioner District 4, Vote For 1					
	Pat D. Mooney	3 100.00%	0 0.00%	0 0.00%	3 100.00%
	Cast Votes:	3 30.00%	0 0.00%	0 0.00%	3 30.00%
	Over Votes:	0 0.00%	0 0.00%	0 0.00%	0 0.00%
	Under Votes:	7 70.00%	0 0.00%	0 0.00%	7 70.00%



200711270115

Skagit County Auditor

11/27/2007 Page 167 of 368 2:48PM

Precinct Report — Official
Skagit County, Washington — 2007 General Election — November 06, 2007

Page 129 of 329

11/27/2007 10:43 AM

Total Number of Voters : 33,455 of 59,686 = 56.05%

Precincts Reporting 118 of 118 = 100.00%

Party	Candidate	Absentee	Early	Election	Total
Precinct 156 (Ballots Cast: 285)					
Port of Skagit County, Commssloner District 1, Vote For 1					
	Kevin Ware	181 100.00%	0 0.00%	0 0.00%	181 100.00%
	Cast Votes:	181 65.82%	0 0.00%	0 0.00%	181 65.82%
	Over Votes:	0 0.00%	0 0.00%	0 0.00%	0 0.00%
	Under Votes:	94 34.18%	0 0.00%	0 0.00%	94 34.18%
Burlington School District #100, Director District 1, Vote For 1					
	Martin H. Lopez	194 100.00%	0 0.00%	0 0.00%	194 100.00%
	Cast Votes:	194 68.07%	0 0.00%	0 0.00%	194 68.07%
	Over Votes:	0 0.00%	0 0.00%	0 0.00%	0 0.00%
	Under Votes:	91 31.93%	0 0.00%	0 0.00%	91 31.93%
Burlington School District #100, Director District 3, Vote For 1					
	Tim Loving	138 57.50%	0 0.00%	0 0.00%	138 57.50%
	Bill Wallace	102 42.50%	0 0.00%	0 0.00%	102 42.50%
	Cast Votes:	240 84.21%	0 0.00%	0 0.00%	240 84.21%
	Over Votes:	0 0.00%	0 0.00%	0 0.00%	0 0.00%
	Under Votes:	45 15.79%	0 0.00%	0 0.00%	45 15.79%
Burlington School District #100, Director District 4, Vote For 1					
	Liza Peth Bott	199 100.00%	0 0.00%	0 0.00%	199 100.00%
	Cast Votes:	199 69.82%	0 0.00%	0 0.00%	199 69.82%
	Over Votes:	0 0.00%	0 0.00%	0 0.00%	0 0.00%
	Under Votes:	86 30.18%	0 0.00%	0 0.00%	86 30.18%



200711270115

Skagit County Auditor

Precinct Report — Official
Skagit County, Washington — 2007 General Election — November 06, 2007

Page 130 of 329

11/27/2007 10:43 AM

Total Number of Voters : 33,455 of 59,686 = 56.05%

Precincts Reporting 118 of 118 = 100.00%

Party	Candidate	Absentee	Early	Election	Total
Precinct 157 (Ballots Cast: 141)					
INITIATIVE MEASURE 960, Vote For 1					
	Yes	54 39.13%	0 0.00%	0 0.00%	54 39.13%
	No	84 60.87%	0 0.00%	0 0.00%	84 60.87%
	Cast Votes:	138 97.87%	0 0.00%	0 0.00%	138 97.87%
	Over Votes:	0 0.00%	0 0.00%	0 0.00%	0 0.00%
	Under Votes:	3 2.13%	0 0.00%	0 0.00%	3 2.13%
REFERENDUM MEASURE 67, Vote For 1					
	Approved	73 52.90%	0 0.00%	0 0.00%	73 52.90%
	Rejected	65 47.10%	0 0.00%	0 0.00%	65 47.10%
	Cast Votes:	138 97.87%	0 0.00%	0 0.00%	138 97.87%
	Over Votes:	0 0.00%	0 0.00%	0 0.00%	0 0.00%
	Under Votes:	3 2.13%	0 0.00%	0 0.00%	3 2.13%
ENGROSSED SUBSTITUTE SENATE JOINT RESOLUTION 8206, Vote For 1					
	Approved	78 56.93%	0 0.00%	0 0.00%	78 56.93%
	Rejected	59 43.07%	0 0.00%	0 0.00%	59 43.07%
	Cast Votes:	137 97.16%	0 0.00%	0 0.00%	137 97.16%
	Over Votes:	0 0.00%	0 0.00%	0 0.00%	0 0.00%
	Under Votes:	4 2.84%	0 0.00%	0 0.00%	4 2.84%
SENATE JOINT RESOLUTION 8212, Vote For 1					
	Approved	78 58.65%	0 0.00%	0 0.00%	78 58.65%
	Rejected	55 41.35%	0 0.00%	0 0.00%	55 41.35%
	Cast Votes:	133 94.33%	0 0.00%	0 0.00%	133 94.33%
	Over Votes:	0 0.00%	0 0.00%	0 0.00%	0 0.00%
	Under Votes:	8 5.67%	0 0.00%	0 0.00%	8 5.67%
ENGROSSED HOUSE JOINT RESOLUTION 4204, Vote For 1					
	Approved	65 46.76%	0 0.00%	0 0.00%	65 46.76%
	Rejected	74 53.24%	0 0.00%	0 0.00%	74 53.24%
	Cast Votes:	139 98.58%	0 0.00%	0 0.00%	139 98.58%
	Over Votes:	0 0.00%	0 0.00%	0 0.00%	0 0.00%
	Under Votes:	2 1.42%	0 0.00%	0 0.00%	2 1.42%
SUBSTITUTE HOUSE JOINT RESOLUTION 4215, Vote For 1					
	Approved	72 53.33%	0 0.00%	0 0.00%	72 53.33%
	Rejected	63 46.67%	0 0.00%	0 0.00%	63 46.67%
	Cast Votes:	135 95.74%	0 0.00%	0 0.00%	135 95.74%
	Over Votes:	0 0.00%	0 0.00%	0 0.00%	0 0.00%
	Under Votes:	6 4.26%	0 0.00%	0 0.00%	6 4.26%



200711270115
 Skagit County Auditor

Precinct Report — Official
Skagit County, Washington — 2007 General Election — November 06, 2007

Page 131 of 329

11/27/2007 10:43 AM

Total Number of Voters : 33,455 of 59,686 = 56.05%

Precincts Reporting 118 of 118 = 100.00%

Party	Candidate	Absentee	Early	Election	Total
Precinct 157 (Ballots Cast: 141)					
Cemetery District 1, Commissioner Position 2, Vote For 1					
	John F. Hastings	112 100.00%	0 0.00%	0 0.00%	112 100.00%
	Cast Votes:	112 79.43%	0 0.00%	0 0.00%	112 79.43%
	Over Votes:	0 0.00%	0 0.00%	0 0.00%	0 0.00%
	Under Votes:	29 20.57%	0 0.00%	0 0.00%	29 20.57%
Fire District #02, Commissioner Position 1, Vote For 1					
	Ken Anderson	15 100.00%	0 0.00%	0 0.00%	15 100.00%
	Cast Votes:	15 93.75%	0 0.00%	0 0.00%	15 93.75%
	Over Votes:	0 0.00%	0 0.00%	0 0.00%	0 0.00%
	Under Votes:	1 6.25%	0 0.00%	0 0.00%	1 6.25%
Fire District #13, Commissioner Position 1, Vote For 1					
	Jim Grove	40 40.82%	0 0.00%	0 0.00%	40 40.82%
	John Doyle	58 59.18%	0 0.00%	0 0.00%	58 59.18%
	Cast Votes:	98 78.40%	0 0.00%	0 0.00%	98 78.40%
	Over Votes:	0 0.00%	0 0.00%	0 0.00%	0 0.00%
	Under Votes:	27 21.60%	0 0.00%	0 0.00%	27 21.60%
Port of Anacortes, Commissioner District 3, Vote For 1					
	Steve Hopley	1 100.00%	0 0.00%	0 0.00%	1 100.00%
	Cast Votes:	1 100.00%	0 0.00%	0 0.00%	1 100.00%
	Over Votes:	0 0.00%	0 0.00%	0 0.00%	0 0.00%
	Under Votes:	0 0.00%	0 0.00%	0 0.00%	0 0.00%
Port of Anacortes, Commissioner District 4, Vote For 1					
	Pat D. Mooney	1 100.00%	0 0.00%	0 0.00%	1 100.00%
	Cast Votes:	1 100.00%	0 0.00%	0 0.00%	1 100.00%
	Over Votes:	0 0.00%	0 0.00%	0 0.00%	0 0.00%
	Under Votes:	0 0.00%	0 0.00%	0 0.00%	0 0.00%
Port of Skagit County, Commissioner District 1, Vote For 1					
	Kevin Ware	100 100.00%	0 0.00%	0 0.00%	100 100.00%
	Cast Votes:	100 71.43%	0 0.00%	0 0.00%	100 71.43%
	Over Votes:	0 0.00%	0 0.00%	0 0.00%	0 0.00%
	Under Votes:	40 28.57%	0 0.00%	0 0.00%	40 28.57%
LaConner School District #311, Director District 1, Vote For 1					
	Gretchen McCauley	105 100.00%	0 0.00%	0 0.00%	105 100.00%
	Cast Votes:	105 74.47%	0 0.00%	0 0.00%	105 74.47%
	Over Votes:	0 0.00%	0 0.00%	0 0.00%	0 0.00%
	Under Votes:	36 25.53%	0 0.00%	0 0.00%	36 25.53%



200711270115
 Skagit County Auditor

Precinct Report — Official
Skagit County, Washington — 2007 General Election — November 06, 2007

Page 132 of 329

11/27/2007 10:43 AM

Total Number of Voters : 33,455 of 59,686 = 56.05%

Precincts Reporting 118 of 118 = 100.00%

Party	Candidate	Absentee	Early	Election	Total
Precinct 157 (Ballots Cast: 141)					
LaConner School District #311, Director District 2, Vote For 1					
	Janie Beasley	105 100.00%	0 0.00%	0 0.00%	105 100.00%
	Cast Votes:	105 74.47%	0 0.00%	0 0.00%	105 74.47%
	Over Votes:	0 0.00%	0 0.00%	0 0.00%	0 0.00%
	Under Votes:	36 25.53%	0 0.00%	0 0.00%	36 25.53%
LaConner School District #311, Director District 4, Vote For 1					
	Rick Thompson	105 100.00%	0 0.00%	0 0.00%	105 100.00%
	Cast Votes:	105 74.47%	0 0.00%	0 0.00%	105 74.47%
	Over Votes:	0 0.00%	0 0.00%	0 0.00%	0 0.00%
	Under Votes:	36 25.53%	0 0.00%	0 0.00%	36 25.53%



200711270115
 Skagit County Auditor

Precinct Report — Official
Skagit County, Washington — 2007 General Election — November 06, 2007

Page 133 of 329

11/27/2007 10:43 AM

Total Number of Voters : 33,455 of 59,686 = 56.05%

Precincts Reporting 118 of 118 = 100.00%

Party	Candidate	Absentee	Early	Election	Total
Precinct 158 (Ballots Cast: 523)					
INITIATIVE MEASURE 960, Vote For 1					
	Yes	260 50.88%	0 0.00%	0 0.00%	260 50.88%
	No	251 49.12%	0 0.00%	0 0.00%	251 49.12%
	Cast Votes:	511 97.71%	0 0.00%	0 0.00%	511 97.71%
	Over Votes:	1 0.19%	0 0.00%	0 0.00%	1 0.19%
	Under Votes:	11 2.10%	0 0.00%	0 0.00%	11 2.10%
REFERENDUM MEASURE 67, Vote For 1					
	Approved	275 53.61%	0 0.00%	0 0.00%	275 53.61%
	Rejected	238 46.39%	0 0.00%	0 0.00%	238 46.39%
	Cast Votes:	513 98.09%	0 0.00%	0 0.00%	513 98.09%
	Over Votes:	1 0.19%	0 0.00%	0 0.00%	1 0.19%
	Under Votes:	9 1.72%	0 0.00%	0 0.00%	9 1.72%
ENGROSSED SUBSTITUTE SENATE JOINT RESOLUTION 8206, Vote For 1					
	Approved	369 72.92%	0 0.00%	0 0.00%	369 72.92%
	Rejected	137 27.08%	0 0.00%	0 0.00%	137 27.08%
	Cast Votes:	506 96.75%	0 0.00%	0 0.00%	506 96.75%
	Over Votes:	1 0.19%	0 0.00%	0 0.00%	1 0.19%
	Under Votes:	16 3.06%	0 0.00%	0 0.00%	16 3.06%
SENATE JOINT RESOLUTION 8212, Vote For 1					
	Approved	309 61.68%	0 0.00%	0 0.00%	309 61.68%
	Rejected	192 38.32%	0 0.00%	0 0.00%	192 38.32%
	Cast Votes:	501 95.79%	0 0.00%	0 0.00%	501 95.79%
	Over Votes:	1 0.19%	0 0.00%	0 0.00%	1 0.19%
	Under Votes:	21 4.02%	0 0.00%	0 0.00%	21 4.02%
ENGROSSED HOUSE JOINT RESOLUTION 4204, Vote For 1					
	Approved	211 40.50%	0 0.00%	0 0.00%	211 40.50%
	Rejected	310 59.50%	0 0.00%	0 0.00%	310 59.50%
	Cast Votes:	521 99.62%	0 0.00%	0 0.00%	521 99.62%
	Over Votes:	1 0.19%	0 0.00%	0 0.00%	1 0.19%
	Under Votes:	1 0.19%	0 0.00%	0 0.00%	1 0.19%
SUBSTITUTE HOUSE JOINT RESOLUTION 4215, Vote For 1					
	Approved	280 56.00%	0 0.00%	0 0.00%	280 56.00%
	Rejected	220 44.00%	0 0.00%	0 0.00%	220 44.00%
	Cast Votes:	500 95.60%	0 0.00%	0 0.00%	500 95.60%
	Over Votes:	1 0.19%	0 0.00%	0 0.00%	1 0.19%
	Under Votes:	22 4.21%	0 0.00%	0 0.00%	22 4.21%



200711270115
 Skagit County Auditor

Precinct Report — Official
Skagit County, Washington — 2007 General Election — November 06, 2007

Page 134 of 329

11/27/2007 10:43 AM

Total Number of Voters : 33,455 of 59,686 = 56.05%

Precincts Reporting 118 of 118 = 100.00%

Party	Candidate	Absentee	Early	Election	Total
Precinct 158 (Ballots Cast: 523)					
Cemetery District 2, Commissioner Position 2, Vote For 1					
	Lyle E. Mooney	303 100.00%	0 0.00%	0 0.00%	303 100.00%
	Cast Votes:	303 57.93%	0 0.00%	0 0.00%	303 57.93%
	Over Votes:	0 0.00%	0 0.00%	0 0.00%	0 0.00%
	Under Votes:	220 42.07%	0 0.00%	0 0.00%	220 42.07%
Fidalgo Park And Recreation District, Commissioner Position 1, Vote For 1					
	Bob Linder	309 100.00%	0 0.00%	0 0.00%	309 100.00%
	Cast Votes:	309 59.08%	0 0.00%	0 0.00%	309 59.08%
	Over Votes:	0 0.00%	0 0.00%	0 0.00%	0 0.00%
	Under Votes:	214 40.92%	0 0.00%	0 0.00%	214 40.92%
Fidalgo Park And Recreation District, Commissioner Position 4, Vote For 1					
	Kim Jenssen	312 100.00%	0 0.00%	0 0.00%	312 100.00%
	Cast Votes:	312 59.66%	0 0.00%	0 0.00%	312 59.66%
	Over Votes:	0 0.00%	0 0.00%	0 0.00%	0 0.00%
	Under Votes:	211 40.34%	0 0.00%	0 0.00%	211 40.34%
Fire District #11, Commissioner Position 1, Vote For 1					
	Dan Yount	307 100.00%	0 0.00%	0 0.00%	307 100.00%
	Cast Votes:	307 58.70%	0 0.00%	0 0.00%	307 58.70%
	Over Votes:	0 0.00%	0 0.00%	0 0.00%	0 0.00%
	Under Votes:	216 41.30%	0 0.00%	0 0.00%	216 41.30%
Hospital District #2, Commissioner Position 4, Vote For 1					
	Laurie M. Gere	351 100.00%	0 0.00%	0 0.00%	351 100.00%
	Cast Votes:	351 67.11%	0 0.00%	0 0.00%	351 67.11%
	Over Votes:	0 0.00%	0 0.00%	0 0.00%	0 0.00%
	Under Votes:	172 32.89%	0 0.00%	0 0.00%	172 32.89%
Hospital District #2, Commissioner Position 5, Vote For 1					
	Boyd Q. Veer	181 44.36%	0 0.00%	0 0.00%	181 44.36%
	Chip Bogosian	227 55.64%	0 0.00%	0 0.00%	227 55.64%
	Cast Votes:	408 78.01%	0 0.00%	0 0.00%	408 78.01%
	Over Votes:	0 0.00%	0 0.00%	0 0.00%	0 0.00%
	Under Votes:	115 21.99%	0 0.00%	0 0.00%	115 21.99%
Port of Anacortes, Commissioner District 3, Vote For 1					
	Steve Hopley	292 100.00%	0 0.00%	0 0.00%	292 100.00%
	Cast Votes:	292 55.83%	0 0.00%	0 0.00%	292 55.83%
	Over Votes:	0 0.00%	0 0.00%	0 0.00%	0 0.00%
	Under Votes:	231 44.17%	0 0.00%	0 0.00%	231 44.17%



200711270115
 Skagit County Auditor

11/27/2007 Page 173 of 368 2:48PM

Precinct Report — Official
Skagit County, Washington — 2007 General Election — November 06, 2007

Page 135 of 329

11/27/2007 10:43 AM

Total Number of Voters : 33,455 of 59,686 = 56.05%

Precincts Reporting 118 of 118 = 100.00%

Party	Candidate	Absentee	Early	Election	Total
Precinct 158 (Ballots Cast: 523)					
Port of Anacortes, Commissioner District 4, Vote For 1					
	Pat D. Mooney	312 100.00%	0 0.00%	0 0.00%	312 100.00%
	Cast Votes:	312 59.66%	0 0.00%	0 0.00%	312 59.66%
	Over Votes:	0 0.00%	0 0.00%	0 0.00%	0 0.00%
	Under Votes:	211 40.34%	0 0.00%	0 0.00%	211 40.34%
Anacortes School District #103, Director Position 3, Vote For 1					
	Jeannette L. Papadakis	314 100.00%	0 0.00%	0 0.00%	314 100.00%
	Cast Votes:	314 60.04%	0 0.00%	0 0.00%	314 60.04%
	Over Votes:	0 0.00%	0 0.00%	0 0.00%	0 0.00%
	Under Votes:	209 39.96%	0 0.00%	0 0.00%	209 39.96%
Anacortes School District #103, Director Position 4, Vote For 1					
	Carol Pyke	318 100.00%	0 0.00%	0 0.00%	318 100.00%
	Cast Votes:	318 60.80%	0 0.00%	0 0.00%	318 60.80%
	Over Votes:	0 0.00%	0 0.00%	0 0.00%	0 0.00%
	Under Votes:	205 39.20%	0 0.00%	0 0.00%	205 39.20%
Anacortes School District #103, Director Position 5, Vote For 1					
	Chris V. Anderson	306 100.00%	0 0.00%	0 0.00%	306 100.00%
	Cast Votes:	306 58.51%	0 0.00%	0 0.00%	306 58.51%
	Over Votes:	0 0.00%	0 0.00%	0 0.00%	0 0.00%
	Under Votes:	217 41.49%	0 0.00%	0 0.00%	217 41.49%



200711270115
 Skagit County Auditor

Precinct Report — Official
Skagit County, Washington — 2007 General Election — November 06, 2007

Page 136 of 329

11/27/2007 10:43 AM

Total Number of Voters : 33,455 of 59,686 = 56.05%

Precincts Reporting 118 of 118 = 100.00%

Party	Candidate	Absentee	Early	Election	Total
Precinct 159 (Ballots Cast: 625)					
INITIATIVE MEASURE 960, Vote For 1					
	Yes	322 52.61%	0 0.00%	0 0.00%	322 52.61%
	No	290 47.39%	0 0.00%	0 0.00%	290 47.39%
	Cast Votes:	612 97.92%	0 0.00%	0 0.00%	612 97.92%
	Over Votes:	0 0.00%	0 0.00%	0 0.00%	0 0.00%
	Under Votes:	13 2.08%	0 0.00%	0 0.00%	13 2.08%
REFERENDUM MEASURE 67, Vote For 1					
	Approved	297 47.83%	0 0.00%	0 0.00%	297 47.83%
	Rejected	324 52.17%	0 0.00%	0 0.00%	324 52.17%
	Cast Votes:	621 99.36%	0 0.00%	0 0.00%	621 99.36%
	Over Votes:	0 0.00%	0 0.00%	0 0.00%	0 0.00%
	Under Votes:	4 0.64%	0 0.00%	0 0.00%	4 0.64%
ENGROSSED SUBSTITUTE SENATE JOINT RESOLUTION 8206, Vote For 1					
	Approved	403 67.28%	0 0.00%	0 0.00%	403 67.28%
	Rejected	196 32.72%	0 0.00%	0 0.00%	196 32.72%
	Cast Votes:	599 95.84%	0 0.00%	0 0.00%	599 95.84%
	Over Votes:	0 0.00%	0 0.00%	0 0.00%	0 0.00%
	Under Votes:	26 4.16%	0 0.00%	0 0.00%	26 4.16%
SENATE JOINT RESOLUTION 8212, Vote For 1					
	Approved	349 59.05%	0 0.00%	0 0.00%	349 59.05%
	Rejected	242 40.95%	0 0.00%	0 0.00%	242 40.95%
	Cast Votes:	591 94.56%	0 0.00%	0 0.00%	591 94.56%
	Over Votes:	0 0.00%	0 0.00%	0 0.00%	0 0.00%
	Under Votes:	34 5.44%	0 0.00%	0 0.00%	34 5.44%
ENGROSSED HOUSE JOINT RESOLUTION 4204, Vote For 1					
	Approved	249 40.23%	0 0.00%	0 0.00%	249 40.23%
	Rejected	370 59.77%	0 0.00%	0 0.00%	370 59.77%
	Cast Votes:	619 99.04%	0 0.00%	0 0.00%	619 99.04%
	Over Votes:	0 0.00%	0 0.00%	0 0.00%	0 0.00%
	Under Votes:	6 0.96%	0 0.00%	0 0.00%	6 0.96%
SUBSTITUTE HOUSE JOINT RESOLUTION 4215, Vote For 1					
	Approved	294 49.41%	0 0.00%	0 0.00%	294 49.41%
	Rejected	301 50.59%	0 0.00%	0 0.00%	301 50.59%
	Cast Votes:	595 95.20%	0 0.00%	0 0.00%	595 95.20%
	Over Votes:	0 0.00%	0 0.00%	0 0.00%	0 0.00%
	Under Votes:	30 4.80%	0 0.00%	0 0.00%	30 4.80%



Precinct Report — Official
Skagit County, Washington — 2007 General Election — November 06, 2007

Page 137 of 329

11/27/2007 10:43 AM

Total Number of Voters : 33,455 of 59,686 = 56.05%

Precincts Reporting 118 of 118 = 100.00%

Party	Candidate	Absentee	Early	Election	Total
Precinct 159 (Ballots Cast: 625)					
	Fire District #02, Commissioner Position 1, Vote For 1				
	Ken Anderson	3 100.00%	0 0.00%	0 0.00%	3 100.00%
	Cast Votes:	3 60.00%	0 0.00%	0 0.00%	3 60.00%
	Over Votes:	0 0.00%	0 0.00%	0 0.00%	0 0.00%
	Under Votes:	2 40.00%	0 0.00%	0 0.00%	2 40.00%
	Fire District #06, Commissioner Position 1, Vote For 1				
	Trevor Ford	442 100.00%	0 0.00%	0 0.00%	442 100.00%
	Cast Votes:	442 71.29%	0 0.00%	0 0.00%	442 71.29%
	Over Votes:	0 0.00%	0 0.00%	0 0.00%	0 0.00%
	Under Votes:	178 28.71%	0 0.00%	0 0.00%	178 28.71%
	Fire District #12, Commissioner Position 1, Vote For 1				
	Greg R. John	0 0.00%	0 0.00%	0 0.00%	0 0.00%
	Cast Votes:	0 0.00%	0 0.00%	0 0.00%	0 0.00%
	Over Votes:	0 0.00%	0 0.00%	0 0.00%	0 0.00%
	Under Votes:	0 0.00%	0 0.00%	0 0.00%	0 0.00%
	Hospital District #304, Commissioner Position 3, Vote For 1				
	Gary L. Kent	438 100.00%	0 0.00%	0 0.00%	438 100.00%
	Cast Votes:	438 70.08%	0 0.00%	0 0.00%	438 70.08%
	Over Votes:	0 0.00%	0 0.00%	0 0.00%	0 0.00%
	Under Votes:	187 29.92%	0 0.00%	0 0.00%	187 29.92%
	Hospital District #304, Commissioner Position 5, Vote For 1				
	Robert M. Stanley	438 100.00%	0 0.00%	0 0.00%	438 100.00%
	Cast Votes:	438 70.08%	0 0.00%	0 0.00%	438 70.08%
	Over Votes:	0 0.00%	0 0.00%	0 0.00%	0 0.00%
	Under Votes:	187 29.92%	0 0.00%	0 0.00%	187 29.92%
	Port of Skagit County, Commissioner District 1, Vote For 1				
	Kevin Ware	434 100.00%	0 0.00%	0 0.00%	434 100.00%
	Cast Votes:	434 69.44%	0 0.00%	0 0.00%	434 69.44%
	Over Votes:	0 0.00%	0 0.00%	0 0.00%	0 0.00%
	Under Votes:	191 30.56%	0 0.00%	0 0.00%	191 30.56%
	Burlington School District #100, Director District 1, Vote For 1				
	Martin H. Lopez	443 100.00%	0 0.00%	0 0.00%	443 100.00%
	Cast Votes:	443 70.88%	0 0.00%	0 0.00%	443 70.88%
	Over Votes:	0 0.00%	0 0.00%	0 0.00%	0 0.00%
	Under Votes:	182 29.12%	0 0.00%	0 0.00%	182 29.12%



200711270115
 Skagit County Auditor

Precinct Report — Official
Skagit County, Washington — 2007 General Election — November 06, 2007

Page 138 of 329

11/27/2007 10:43 AM

Total Number of Voters : 33,455 of 59,686 = 56.05%

Precincts Reporting 118 of 118 = 100.00%

Party	Candidate	Absentee	Early	Election	Total
Precinct 159 (Ballots Cast: 625)					
Burlington School District #100, Director District 3, Vote For 1					
	Tim Loving	275 49.55%	0 0.00%	0 0.00%	275 49.55%
	Bill Wallace	280 50.45%	0 0.00%	0 0.00%	280 50.45%
	Cast Votes:	555 88.80%	0 0.00%	0 0.00%	555 88.80%
	Over Votes:	0 0.00%	0 0.00%	0 0.00%	0 0.00%
	Under Votes:	70 11.20%	0 0.00%	0 0.00%	70 11.20%
Burlington School District #100, Director District 4, Vote For 1					
	Liza Peth Bott	452 100.00%	0 0.00%	0 0.00%	452 100.00%
	Cast Votes:	452 72.32%	0 0.00%	0 0.00%	452 72.32%
	Over Votes:	0 0.00%	0 0.00%	0 0.00%	0 0.00%
	Under Votes:	173 27.68%	0 0.00%	0 0.00%	173 27.68%



200711270115
 Skagit County Auditor

Precinct Report — Official
Skagit County, Washington — 2007 General Election — November 06, 2007

Page 139 of 329

11/27/2007 10:43 AM

Total Number of Voters : 33,455 of 59,686 = 56.05%

Precincts Reporting 118 of 118 = 100.00%

Party	Candidate	Absentee	Early	Election	Total
Precinct 160 (Ballots Cast: 305)					
INITIATIVE MEASURE 960, Vote For 1					
	Yes	181 60.74%	0 0.00%	0 0.00%	181 60.74%
	No	117 39.26%	0 0.00%	0 0.00%	117 39.26%
	Cast Votes:	298 97.70%	0 0.00%	0 0.00%	298 97.70%
	Over Votes:	0 0.00%	0 0.00%	0 0.00%	0 0.00%
	Under Votes:	7 2.30%	0 0.00%	0 0.00%	7 2.30%
REFERENDUM MEASURE 67, Vote For 1					
	Approved	155 51.84%	0 0.00%	0 0.00%	155 51.84%
	Rejected	144 48.16%	0 0.00%	0 0.00%	144 48.16%
	Cast Votes:	299 98.03%	0 0.00%	0 0.00%	299 98.03%
	Over Votes:	0 0.00%	0 0.00%	0 0.00%	0 0.00%
	Under Votes:	6 1.97%	0 0.00%	0 0.00%	6 1.97%
ENGROSSED SUBSTITUTE SENATE JOINT RESOLUTION 8206, Vote For 1					
	Approved	197 67.70%	0 0.00%	0 0.00%	197 67.70%
	Rejected	94 32.30%	0 0.00%	0 0.00%	94 32.30%
	Cast Votes:	291 95.41%	0 0.00%	0 0.00%	291 95.41%
	Over Votes:	0 0.00%	0 0.00%	0 0.00%	0 0.00%
	Under Votes:	14 4.59%	0 0.00%	0 0.00%	14 4.59%
SENATE JOINT RESOLUTION 8212, Vote For 1					
	Approved	175 59.93%	0 0.00%	0 0.00%	175 59.93%
	Rejected	117 40.07%	0 0.00%	0 0.00%	117 40.07%
	Cast Votes:	292 95.74%	0 0.00%	0 0.00%	292 95.74%
	Over Votes:	0 0.00%	0 0.00%	0 0.00%	0 0.00%
	Under Votes:	13 4.26%	0 0.00%	0 0.00%	13 4.26%
ENGROSSED HOUSE JOINT RESOLUTION 4204, Vote For 1					
	Approved	108 35.76%	0 0.00%	0 0.00%	108 35.76%
	Rejected	194 64.24%	0 0.00%	0 0.00%	194 64.24%
	Cast Votes:	302 99.02%	0 0.00%	0 0.00%	302 99.02%
	Over Votes:	0 0.00%	0 0.00%	0 0.00%	0 0.00%
	Under Votes:	3 0.98%	0 0.00%	0 0.00%	3 0.98%
SUBSTITUTE HOUSE JOINT RESOLUTION 4215, Vote For 1					
	Approved	130 44.83%	0 0.00%	0 0.00%	130 44.83%
	Rejected	160 55.17%	0 0.00%	0 0.00%	160 55.17%
	Cast Votes:	290 95.08%	0 0.00%	0 0.00%	290 95.08%
	Over Votes:	0 0.00%	0 0.00%	0 0.00%	0 0.00%
	Under Votes:	15 4.92%	0 0.00%	0 0.00%	15 4.92%



200711270115
 Skagit County Auditor

Precinct Report — Official
Skagit County, Washington — 2007 General Election — November 06, 2007

Page 140 of 329

11/27/2007 10:43 AM

Total Number of Voters : 33,455 of 59,686 = 56.05%

Precincts Reporting 118 of 118 = 100.00%

Party	Candidate	Absentee	Early	Election	Total
Precinct 160 (Ballots Cast: 305)					
Fire District #03, Commissioner Position 1, Vote For 1					
	Edward Kemper	188 94.00%	0 0.00%	0 0.00%	188 94.00%
	Dan C. Sneva (W)	12 6.00%	0 0.00%	0 0.00%	12 6.00%
	Cast Votes:	200 65.57%	0 0.00%	0 0.00%	200 65.57%
	Over Votes:	0 0.00%	0 0.00%	0 0.00%	0 0.00%
	Under Votes:	105 34.43%	0 0.00%	0 0.00%	105 34.43%
Hospital District #1, Commissioner Position 2, Vote For 1					
	Tim Raschko	191 100.00%	0 0.00%	0 0.00%	191 100.00%
	Cast Votes:	191 62.62%	0 0.00%	0 0.00%	191 62.62%
	Over Votes:	0 0.00%	0 0.00%	0 0.00%	0 0.00%
	Under Votes:	114 37.38%	0 0.00%	0 0.00%	114 37.38%
Hospital District #1, Commissioner Position 4, Vote For 1					
	James L. Hobbs Sr.	194 100.00%	0 0.00%	0 0.00%	194 100.00%
	Cast Votes:	194 63.61%	0 0.00%	0 0.00%	194 63.61%
	Over Votes:	0 0.00%	0 0.00%	0 0.00%	0 0.00%
	Under Votes:	111 36.39%	0 0.00%	0 0.00%	111 36.39%
Port of Skagit County, Commissioner District 1, Vote For 1					
	Kevin Ware	201 100.00%	0 0.00%	0 0.00%	201 100.00%
	Cast Votes:	201 65.90%	0 0.00%	0 0.00%	201 65.90%
	Over Votes:	0 0.00%	0 0.00%	0 0.00%	0 0.00%
	Under Votes:	104 34.10%	0 0.00%	0 0.00%	104 34.10%
Conway School District #317, Director Position 1, Vote For 1					
	Thom Sicklesteeel	218 100.00%	0 0.00%	0 0.00%	218 100.00%
	Cast Votes:	218 71.48%	0 0.00%	0 0.00%	218 71.48%
	Over Votes:	0 0.00%	0 0.00%	0 0.00%	0 0.00%
	Under Votes:	87 28.52%	0 0.00%	0 0.00%	87 28.52%
Conway School District #317, Director Position 4, Short/Full Term, Vote For 1					
	Kay Cyr	213 100.00%	0 0.00%	0 0.00%	213 100.00%
	Cast Votes:	213 69.84%	0 0.00%	0 0.00%	213 69.84%
	Over Votes:	0 0.00%	0 0.00%	0 0.00%	0 0.00%
	Under Votes:	92 30.16%	0 0.00%	0 0.00%	92 30.16%
Conway School District #317, Director Position 5, Vote For 1					
	Jessica Bell Hinderstein	201 100.00%	0 0.00%	0 0.00%	201 100.00%
	Cast Votes:	201 65.90%	0 0.00%	0 0.00%	201 65.90%
	Over Votes:	0 0.00%	0 0.00%	0 0.00%	0 0.00%
	Under Votes:	104 34.10%	0 0.00%	0 0.00%	104 34.10%



200711270115
 Skagit County Auditor

Precinct Report — Official
Skagit County, Washington — 2007 General Election — November 06, 2007

Page 141 of 329

11/27/2007 10:43 AM

Total Number of Voters : 33,455 of 59,686 = 56.05%

Precincts Reporting 118 of 118 = 100.00%

Party	Candidate	Absentee	Early	Election	Total
Precinct 162 (Ballots Cast: 0)					
INITIATIVE MEASURE 960, Vote For 1					
	Yes	0 0.00%	0 0.00%	0 0.00%	0 0.00%
	No	0 0.00%	0 0.00%	0 0.00%	0 0.00%
	Cast Votes:	0 0.00%	0 0.00%	0 0.00%	0 0.00%
	Over Votes:	0 0.00%	0 0.00%	0 0.00%	0 0.00%
	Under Votes:	0 0.00%	0 0.00%	0 0.00%	0 0.00%
REFERENDUM MEASURE 67, Vote For 1					
	Approved	0 0.00%	0 0.00%	0 0.00%	0 0.00%
	Rejected	0 0.00%	0 0.00%	0 0.00%	0 0.00%
	Cast Votes:	0 0.00%	0 0.00%	0 0.00%	0 0.00%
	Over Votes:	0 0.00%	0 0.00%	0 0.00%	0 0.00%
	Under Votes:	0 0.00%	0 0.00%	0 0.00%	0 0.00%
ENGROSSED SUBSTITUTE SENATE JOINT RESOLUTION 8206, Vote For 1					
	Approved	0 0.00%	0 0.00%	0 0.00%	0 0.00%
	Rejected	0 0.00%	0 0.00%	0 0.00%	0 0.00%
	Cast Votes:	0 0.00%	0 0.00%	0 0.00%	0 0.00%
	Over Votes:	0 0.00%	0 0.00%	0 0.00%	0 0.00%
	Under Votes:	0 0.00%	0 0.00%	0 0.00%	0 0.00%
SENATE JOINT RESOLUTION 8212, Vote For 1					
	Approved	0 0.00%	0 0.00%	0 0.00%	0 0.00%
	Rejected	0 0.00%	0 0.00%	0 0.00%	0 0.00%
	Cast Votes:	0 0.00%	0 0.00%	0 0.00%	0 0.00%
	Over Votes:	0 0.00%	0 0.00%	0 0.00%	0 0.00%
	Under Votes:	0 0.00%	0 0.00%	0 0.00%	0 0.00%
ENGROSSED HOUSE JOINT RESOLUTION 4204, Vote For 1					
	Approved	0 0.00%	0 0.00%	0 0.00%	0 0.00%
	Rejected	0 0.00%	0 0.00%	0 0.00%	0 0.00%
	Cast Votes:	0 0.00%	0 0.00%	0 0.00%	0 0.00%
	Over Votes:	0 0.00%	0 0.00%	0 0.00%	0 0.00%
	Under Votes:	0 0.00%	0 0.00%	0 0.00%	0 0.00%
SUBSTITUTE HOUSE JOINT RESOLUTION 4215, Vote For 1					
	Approved	0 0.00%	0 0.00%	0 0.00%	0 0.00%
	Rejected	0 0.00%	0 0.00%	0 0.00%	0 0.00%
	Cast Votes:	0 0.00%	0 0.00%	0 0.00%	0 0.00%
	Over Votes:	0 0.00%	0 0.00%	0 0.00%	0 0.00%
	Under Votes:	0 0.00%	0 0.00%	0 0.00%	0 0.00%



200711270115
 Skagit County Auditor

Precinct Report — Official
Skagit County, Washington — 2007 General Election — November 06, 2007


Page 142 of 329

11/27/2007 10:43 AM

Total Number of Voters : 33,455 of 59,686 = 56.05%

Precincts Reporting 118 of 118 = 100.00%

Party	Candidate	Absentee	Early	Election	Total
Precinct 162 (Ballots Cast: 0)					
	Fire District #01, Commissioner Position 1, Vote For 1				
	Sandy Saben	0 0.00%	0 0.00%	0 0.00%	0 0.00%
	Cast Votes:	0 0.00%	0 0.00%	0 0.00%	0 0.00%
	Over Votes:	0 0.00%	0 0.00%	0 0.00%	0 0.00%
	Under Votes:	0 0.00%	0 0.00%	0 0.00%	0 0.00%
	Fire District #01, Commissioner Position 2, 4 Year Unexpired Term, Vote For 1				
	Fred Clark	0 0.00%	0 0.00%	0 0.00%	0 0.00%
	Cast Votes:	0 0.00%	0 0.00%	0 0.00%	0 0.00%
	Over Votes:	0 0.00%	0 0.00%	0 0.00%	0 0.00%
	Under Votes:	0 0.00%	0 0.00%	0 0.00%	0 0.00%
	Hospital District #1, Commissioner Position 2, Vote For 1				
	Tim Raschko	0 0.00%	0 0.00%	0 0.00%	0 0.00%
	Cast Votes:	0 0.00%	0 0.00%	0 0.00%	0 0.00%
	Over Votes:	0 0.00%	0 0.00%	0 0.00%	0 0.00%
	Under Votes:	0 0.00%	0 0.00%	0 0.00%	0 0.00%
	Hospital District #1, Commissioner Position 4, Vote For 1				
	James L. Hobbs Sr.	0 0.00%	0 0.00%	0 0.00%	0 0.00%
	Cast Votes:	0 0.00%	0 0.00%	0 0.00%	0 0.00%
	Over Votes:	0 0.00%	0 0.00%	0 0.00%	0 0.00%
	Under Votes:	0 0.00%	0 0.00%	0 0.00%	0 0.00%
	Port of Skagit County, Commissioner District 1, Vote For 1				
	Kevin Ware	0 0.00%	0 0.00%	0 0.00%	0 0.00%
	Cast Votes:	0 0.00%	0 0.00%	0 0.00%	0 0.00%
	Over Votes:	0 0.00%	0 0.00%	0 0.00%	0 0.00%
	Under Votes:	0 0.00%	0 0.00%	0 0.00%	0 0.00%
	Mount Vernon School District #320, Director District 1, Vote For 1				
	Laura Flores Cailloux	0 0.00%	0 0.00%	0 0.00%	0 0.00%
	Cast Votes:	0 0.00%	0 0.00%	0 0.00%	0 0.00%
	Over Votes:	0 0.00%	0 0.00%	0 0.00%	0 0.00%
	Under Votes:	0 0.00%	0 0.00%	0 0.00%	0 0.00%
	Mount Vernon School District #320, Director District 2, Vote For 1				
	Robert Coffey	0 0.00%	0 0.00%	0 0.00%	0 0.00%
	Cast Votes:	0 0.00%	0 0.00%	0 0.00%	0 0.00%
	Over Votes:	0 0.00%	0 0.00%	0 0.00%	0 0.00%
	Under Votes:	0 0.00%	0 0.00%	0 0.00%	0 0.00%



11/27/2007 Page 181 of 368 2:48PM

Precinct Report — Official
Skagit County, Washington — 2007 General Election — November 06, 2007

Page 143 of 329

11/27/2007 10:43 AM

Total Number of Voters : 33,455 of 59,686 = 56.05%

Precincts Reporting 118 of 118 = 100.00%

Party	Candidate	Absentee	Early	Election	Total
Precinct 162 (Ballots Cast: 0)					
Mount Vernon School District #320, Director District 3, Vote For 1					
	T.J. Larrick	0 0.00%	0 0.00%	0 0.00%	0 0.00%
	Cast Votes:	0 0.00%	0 0.00%	0 0.00%	0 0.00%
	Over Votes:	0 0.00%	0 0.00%	0 0.00%	0 0.00%
	Under Votes:	0 0.00%	0 0.00%	0 0.00%	0 0.00%



200711270115
 Skagit County Auditor

Precinct Report — Official
Skagit County, Washington — 2007 General Election — November 06, 2007


Page 144 of 329

11/27/2007 10:43 AM

Total Number of Voters : 33,455 of 59,686 = 56.05%

Precincts Reporting 118 of 118 = 100.00%

Party	Candidate	Absentee	Early	Election	Total
Precinct 164 (Ballots Cast: 460)					
INITIATIVE MEASURE 960, Vote For 1					
	Yes	255 58.49%	0 0.00%	0 0.00%	255 58.49%
	No	181 41.51%	0 0.00%	0 0.00%	181 41.51%
	Cast Votes:	436 94.78%	0 0.00%	0 0.00%	436 94.78%
	Over Votes:	0 0.00%	0 0.00%	0 0.00%	0 0.00%
	Under Votes:	24 5.22%	0 0.00%	0 0.00%	24 5.22%
REFERENDUM MEASURE 67, Vote For 1					
	Approved	245 54.32%	0 0.00%	0 0.00%	245 54.32%
	Rejected	206 45.68%	0 0.00%	0 0.00%	206 45.68%
	Cast Votes:	451 98.04%	0 0.00%	0 0.00%	451 98.04%
	Over Votes:	0 0.00%	0 0.00%	0 0.00%	0 0.00%
	Under Votes:	9 1.96%	0 0.00%	0 0.00%	9 1.96%
ENGROSSED SUBSTITUTE SENATE JOINT RESOLUTION 8206, Vote For 1					
	Approved	291 66.29%	0 0.00%	0 0.00%	291 66.29%
	Rejected	148 33.71%	0 0.00%	0 0.00%	148 33.71%
	Cast Votes:	439 95.43%	0 0.00%	0 0.00%	439 95.43%
	Over Votes:	0 0.00%	0 0.00%	0 0.00%	0 0.00%
	Under Votes:	21 4.57%	0 0.00%	0 0.00%	21 4.57%
SENATE JOINT RESOLUTION 8212, Vote For 1					
	Approved	276 63.74%	0 0.00%	0 0.00%	276 63.74%
	Rejected	157 36.26%	0 0.00%	0 0.00%	157 36.26%
	Cast Votes:	433 94.13%	0 0.00%	0 0.00%	433 94.13%
	Over Votes:	0 0.00%	0 0.00%	0 0.00%	0 0.00%
	Under Votes:	27 5.87%	0 0.00%	0 0.00%	27 5.87%
ENGROSSED HOUSE JOINT RESOLUTION 4204, Vote For 1					
	Approved	174 38.16%	0 0.00%	0 0.00%	174 38.16%
	Rejected	282 61.84%	0 0.00%	0 0.00%	282 61.84%
	Cast Votes:	456 99.13%	0 0.00%	0 0.00%	456 99.13%
	Over Votes:	0 0.00%	0 0.00%	0 0.00%	0 0.00%
	Under Votes:	4 0.87%	0 0.00%	0 0.00%	4 0.87%
SUBSTITUTE HOUSE JOINT RESOLUTION 4215, Vote For 1					
	Approved	228 52.17%	0 0.00%	0 0.00%	228 52.17%
	Rejected	209 47.83%	0 0.00%	0 0.00%	209 47.83%
	Cast Votes:	437 95.00%	0 0.00%	0 0.00%	437 95.00%
	Over Votes:	0 0.00%	0 0.00%	0 0.00%	0 0.00%
	Under Votes:	23 5.00%	0 0.00%	0 0.00%	23 5.00%



200711270115
 Skagit County Auditor
 11/27/2007 Page 183 of 368 2:48PM

Precinct Report — Official
Skagit County, Washington — 2007 General Election — November 06, 2007

Page 145 of 329

11/27/2007 10:43 AM

Total Number of Voters : 33,455 of 59,686 = 56.05%

Precincts Reporting 118 of 118 = 100.00%

Party	Candidate	Absentee	Early	Election	Total
Precinct 164 (Ballots Cast: 460)					
Cemetery District 2, Commissioner Position 2, Vote For 1					
	Lyle E. Mooney	292 100.00%	0 0.00%	0 0.00%	292 100.00%
	Cast Votes:	292 63.48%	0 0.00%	0 0.00%	292 63.48%
	Over Votes:	0 0.00%	0 0.00%	0 0.00%	0 0.00%
	Under Votes:	168 36.52%	0 0.00%	0 0.00%	168 36.52%
Fidalgo Park And Recreation District, Commissioner Position 1, Vote For 1					
	Bob Linder	289 100.00%	0 0.00%	0 0.00%	289 100.00%
	Cast Votes:	289 62.83%	0 0.00%	0 0.00%	289 62.83%
	Over Votes:	0 0.00%	0 0.00%	0 0.00%	0 0.00%
	Under Votes:	171 37.17%	0 0.00%	0 0.00%	171 37.17%
Fidalgo Park And Recreation District, Commissioner Position 4, Vote For 1					
	Kim Jenssen	290 100.00%	0 0.00%	0 0.00%	290 100.00%
	Cast Votes:	290 63.04%	0 0.00%	0 0.00%	290 63.04%
	Over Votes:	0 0.00%	0 0.00%	0 0.00%	0 0.00%
	Under Votes:	170 36.96%	0 0.00%	0 0.00%	170 36.96%
Fire District #11, Commissioner Position 1, Vote For 1					
	Dan Yount	290 100.00%	0 0.00%	0 0.00%	290 100.00%
	Cast Votes:	290 63.46%	0 0.00%	0 0.00%	290 63.46%
	Over Votes:	0 0.00%	0 0.00%	0 0.00%	0 0.00%
	Under Votes:	167 36.54%	0 0.00%	0 0.00%	167 36.54%
Fire District #13, Commissioner Position 1, Vote For 1					
	Jim Grove	3 100.00%	0 0.00%	0 0.00%	3 100.00%
	John Doyle	0 0.00%	0 0.00%	0 0.00%	0 0.00%
	Cast Votes:	3 100.00%	0 0.00%	0 0.00%	3 100.00%
	Over Votes:	0 0.00%	0 0.00%	0 0.00%	0 0.00%
	Under Votes:	0 0.00%	0 0.00%	0 0.00%	0 0.00%
Hospital District #2, Commissioner Position 4, Vote For 1					
	Laurie M. Gere	332 100.00%	0 0.00%	0 0.00%	332 100.00%
	Cast Votes:	332 72.17%	0 0.00%	0 0.00%	332 72.17%
	Over Votes:	0 0.00%	0 0.00%	0 0.00%	0 0.00%
	Under Votes:	128 27.83%	0 0.00%	0 0.00%	128 27.83%



200711270115
 Skagit County Auditor

Precinct Report — Official
Skagit County, Washington — 2007 General Election — November 06, 2007

Page 146 of 329

11/27/2007 10:43 AM

Total Number of Voters : 33,455 of 59,686 = 56.05%

Precincts Reporting 118 of 118 = 100.00%

Party	Candidate	Absentee	Early	Election	Total
Precinct 164 (Ballots Cast: 460)					
Hospital District #2, Commissioner Position 5, Vote For 1					
	Boyd Q. Veer	186 49.73%	0 0.00%	0 0.00%	186 49.73%
	Chip Bogosian	188 50.27%	0 0.00%	0 0.00%	188 50.27%
	Cast Votes:	374 81.30%	0 0.00%	0 0.00%	374 81.30%
	Over Votes:	0 0.00%	0 0.00%	0 0.00%	0 0.00%
	Under Votes:	86 18.70%	0 0.00%	0 0.00%	86 18.70%
Port of Anacortes, Commissioner District 3, Vote For 1					
	Steve Hopley	278 100.00%	0 0.00%	0 0.00%	278 100.00%
	Cast Votes:	278 60.43%	0 0.00%	0 0.00%	278 60.43%
	Over Votes:	0 0.00%	0 0.00%	0 0.00%	0 0.00%
	Under Votes:	182 39.57%	0 0.00%	0 0.00%	182 39.57%
Port of Anacortes, Commissioner District 4, Vote For 1					
	Pat D. Mooney	290 100.00%	0 0.00%	0 0.00%	290 100.00%
	Cast Votes:	290 63.04%	0 0.00%	0 0.00%	290 63.04%
	Over Votes:	0 0.00%	0 0.00%	0 0.00%	0 0.00%
	Under Votes:	170 36.96%	0 0.00%	0 0.00%	170 36.96%
Anacortes School District #103, Director Position 3, Vote For 1					
	Jeannette L. Papadakis	293 100.00%	0 0.00%	0 0.00%	293 100.00%
	Cast Votes:	293 63.70%	0 0.00%	0 0.00%	293 63.70%
	Over Votes:	0 0.00%	0 0.00%	0 0.00%	0 0.00%
	Under Votes:	167 36.30%	0 0.00%	0 0.00%	167 36.30%
Anacortes School District #103, Director Position 4, Vote For 1					
	Carol Pyke	291 100.00%	0 0.00%	0 0.00%	291 100.00%
	Cast Votes:	291 63.26%	0 0.00%	0 0.00%	291 63.26%
	Over Votes:	0 0.00%	0 0.00%	0 0.00%	0 0.00%
	Under Votes:	169 36.74%	0 0.00%	0 0.00%	169 36.74%
Anacortes School District #103, Director Position 5, Vote For 1					
	Chris V. Anderson	290 100.00%	0 0.00%	0 0.00%	290 100.00%
	Cast Votes:	290 63.04%	0 0.00%	0 0.00%	290 63.04%
	Over Votes:	0 0.00%	0 0.00%	0 0.00%	0 0.00%
	Under Votes:	170 36.96%	0 0.00%	0 0.00%	170 36.96%



200711270115
 Skagit County Auditor

Precinct Report — Official
Skagit County, Washington — 2007 General Election — November 06, 2007

Page 147 of 329

11/27/2007 10:43 AM

Total Number of Voters : 33,455 of 59,686 = 56.05%

Precincts Reporting 118 of 118 = 100.00%

Party	Candidate	Absentee	Early	Election	Total
Precinct 165 (Ballots Cast: 93)					
INITIATIVE MEASURE 960, Vote For 1					
	Yes	41 46.07%	0 0.00%	0 0.00%	41 46.07%
	No	48 53.93%	0 0.00%	0 0.00%	48 53.93%
	Cast Votes:	89 95.70%	0 0.00%	0 0.00%	89 95.70%
	Over Votes:	0 0.00%	0 0.00%	0 0.00%	0 0.00%
	Under Votes:	4 4.30%	0 0.00%	0 0.00%	4 4.30%
REFERENDUM MEASURE 67, Vote For 1					
	Approved	47 53.41%	0 0.00%	0 0.00%	47 53.41%
	Rejected	41 46.59%	0 0.00%	0 0.00%	41 46.59%
	Cast Votes:	88 94.62%	0 0.00%	0 0.00%	88 94.62%
	Over Votes:	0 0.00%	0 0.00%	0 0.00%	0 0.00%
	Under Votes:	5 5.38%	0 0.00%	0 0.00%	5 5.38%
ENGROSSED SUBSTITUTE SENATE JOINT RESOLUTION 8206, Vote For 1					
	Approved	46 54.76%	0 0.00%	0 0.00%	46 54.76%
	Rejected	38 45.24%	0 0.00%	0 0.00%	38 45.24%
	Cast Votes:	84 90.32%	0 0.00%	0 0.00%	84 90.32%
	Over Votes:	0 0.00%	0 0.00%	0 0.00%	0 0.00%
	Under Votes:	9 9.68%	0 0.00%	0 0.00%	9 9.68%
SENATE JOINT RESOLUTION 8212, Vote For 1					
	Approved	50 57.47%	0 0.00%	0 0.00%	50 57.47%
	Rejected	37 42.53%	0 0.00%	0 0.00%	37 42.53%
	Cast Votes:	87 93.55%	0 0.00%	0 0.00%	87 93.55%
	Over Votes:	0 0.00%	0 0.00%	0 0.00%	0 0.00%
	Under Votes:	6 6.45%	0 0.00%	0 0.00%	6 6.45%
ENGROSSED HOUSE JOINT RESOLUTION 4204, Vote For 1					
	Approved	32 35.56%	0 0.00%	0 0.00%	32 35.56%
	Rejected	58 64.44%	0 0.00%	0 0.00%	58 64.44%
	Cast Votes:	90 96.77%	0 0.00%	0 0.00%	90 96.77%
	Over Votes:	0 0.00%	0 0.00%	0 0.00%	0 0.00%
	Under Votes:	3 3.23%	0 0.00%	0 0.00%	3 3.23%
SUBSTITUTE HOUSE JOINT RESOLUTION 4215, Vote For 1					
	Approved	34 40.48%	0 0.00%	0 0.00%	34 40.48%
	Rejected	50 59.52%	0 0.00%	0 0.00%	50 59.52%
	Cast Votes:	84 90.32%	0 0.00%	0 0.00%	84 90.32%
	Over Votes:	0 0.00%	0 0.00%	0 0.00%	0 0.00%
	Under Votes:	9 9.68%	0 0.00%	0 0.00%	9 9.68%



200711270115
 Skagit County Auditor

Precinct Report — Official
Skagit County, Washington — 2007 General Election — November 06, 2007

Page 148 of 329

11/27/2007 10:43 AM

Total Number of Voters : 33,455 of 59,686 = 56.05%

Precincts Reporting 118 of 118 = 100.00%

Party	Candidate	Absentee	Early	Election	Total
Precinct 165 (Ballots Cast: 93)					
Fire District #06, Commissioner Position 1, Vote For 1					
	Trevor Ford	57 100.00%	0 0.00%	0 0.00%	57 100.00%
	Cast Votes:	57 61.29%	0 0.00%	0 0.00%	57 61.29%
	Over Votes:	0 0.00%	0 0.00%	0 0.00%	0 0.00%
	Under Votes:	36 38.71%	0 0.00%	0 0.00%	36 38.71%
Hospital District #304, Commissioner Position 3, Vote For 1					
	Gary L. Kent	55 100.00%	0 0.00%	0 0.00%	55 100.00%
	Cast Votes:	55 59.14%	0 0.00%	0 0.00%	55 59.14%
	Over Votes:	0 0.00%	0 0.00%	0 0.00%	0 0.00%
	Under Votes:	38 40.86%	0 0.00%	0 0.00%	38 40.86%
Hospital District #304, Commissioner Position 5, Vote For 1					
	Robert M. Stanley	55 100.00%	0 0.00%	0 0.00%	55 100.00%
	Cast Votes:	55 59.14%	0 0.00%	0 0.00%	55 59.14%
	Over Votes:	0 0.00%	0 0.00%	0 0.00%	0 0.00%
	Under Votes:	38 40.86%	0 0.00%	0 0.00%	38 40.86%
Port of Skagit County, Commissioner District 1, Vote For 1					
	Kevin Ware	54 100.00%	0 0.00%	0 0.00%	54 100.00%
	Cast Votes:	54 58.06%	0 0.00%	0 0.00%	54 58.06%
	Over Votes:	0 0.00%	0 0.00%	0 0.00%	0 0.00%
	Under Votes:	39 41.94%	0 0.00%	0 0.00%	39 41.94%
Burlington School District #100, Director District 1, Vote For 1					
	Martin H. Lopez	57 100.00%	0 0.00%	0 0.00%	57 100.00%
	Cast Votes:	57 61.29%	0 0.00%	0 0.00%	57 61.29%
	Over Votes:	0 0.00%	0 0.00%	0 0.00%	0 0.00%
	Under Votes:	36 38.71%	0 0.00%	0 0.00%	36 38.71%
Burlington School District #100, Director District 3, Vote For 1					
	Tim Loving	41 62.12%	0 0.00%	0 0.00%	41 62.12%
	Bill Wallace	25 37.88%	0 0.00%	0 0.00%	25 37.88%
	Cast Votes:	66 70.97%	0 0.00%	0 0.00%	66 70.97%
	Over Votes:	0 0.00%	0 0.00%	0 0.00%	0 0.00%
	Under Votes:	27 29.03%	0 0.00%	0 0.00%	27 29.03%
Burlington School District #100, Director District 4, Vote For 1					
	Liza Peth Bott	56 100.00%	0 0.00%	0 0.00%	56 100.00%
	Cast Votes:	56 60.22%	0 0.00%	0 0.00%	56 60.22%
	Over Votes:	0 0.00%	0 0.00%	0 0.00%	0 0.00%
	Under Votes:	37 39.78%	0 0.00%	0 0.00%	37 39.78%



200711270115
 Skagit County Auditor

Precinct Report — Official
Skagit County, Washington — 2007 General Election — November 06, 2007

Page 149 of 329

11/27/2007 10:43 AM

Total Number of Voters : 33,455 of 59,686 = 56.05%

Precincts Reporting 118 of 118 = 100.00%

Party	Candidate	Absentee	Early	Election	Total
Precinct 166 (Ballots Cast: 257)					
INITIATIVE MEASURE 960, Vote For 1					
	Yes	133 52.36%	0 0.00%	0 0.00%	133 52.36%
	No	121 47.64%	0 0.00%	0 0.00%	121 47.64%
	Cast Votes:	254 98.83%	0 0.00%	0 0.00%	254 98.83%
	Over Votes:	0 0.00%	0 0.00%	0 0.00%	0 0.00%
	Under Votes:	3 1.17%	0 0.00%	0 0.00%	3 1.17%
REFERENDUM MEASURE 67, Vote For 1					
	Approved	139 54.72%	0 0.00%	0 0.00%	139 54.72%
	Rejected	115 45.28%	0 0.00%	0 0.00%	115 45.28%
	Cast Votes:	254 98.83%	0 0.00%	0 0.00%	254 98.83%
	Over Votes:	0 0.00%	0 0.00%	0 0.00%	0 0.00%
	Under Votes:	3 1.17%	0 0.00%	0 0.00%	3 1.17%
ENGROSSED SUBSTITUTE SENATE JOINT RESOLUTION 8206, Vote For 1					
	Approved	162 65.32%	0 0.00%	0 0.00%	162 65.32%
	Rejected	86 34.68%	0 0.00%	0 0.00%	86 34.68%
	Cast Votes:	248 96.50%	0 0.00%	0 0.00%	248 96.50%
	Over Votes:	0 0.00%	0 0.00%	0 0.00%	0 0.00%
	Under Votes:	9 3.50%	0 0.00%	0 0.00%	9 3.50%
SENATE JOINT RESOLUTION 8212, Vote For 1					
	Approved	142 56.80%	0 0.00%	0 0.00%	142 56.80%
	Rejected	108 43.20%	0 0.00%	0 0.00%	108 43.20%
	Cast Votes:	250 97.28%	0 0.00%	0 0.00%	250 97.28%
	Over Votes:	0 0.00%	0 0.00%	0 0.00%	0 0.00%
	Under Votes:	7 2.72%	0 0.00%	0 0.00%	7 2.72%
ENGROSSED HOUSE JOINT RESOLUTION 4204, Vote For 1					
	Approved	99 38.67%	0 0.00%	0 0.00%	99 38.67%
	Rejected	157 61.33%	0 0.00%	0 0.00%	157 61.33%
	Cast Votes:	256 99.61%	0 0.00%	0 0.00%	256 99.61%
	Over Votes:	0 0.00%	0 0.00%	0 0.00%	0 0.00%
	Under Votes:	1 0.39%	0 0.00%	0 0.00%	1 0.39%
SUBSTITUTE HOUSE JOINT RESOLUTION 4215, Vote For 1					
	Approved	94 39.00%	0 0.00%	0 0.00%	94 39.00%
	Rejected	147 61.00%	0 0.00%	0 0.00%	147 61.00%
	Cast Votes:	241 93.77%	0 0.00%	0 0.00%	241 93.77%
	Over Votes:	0 0.00%	0 0.00%	0 0.00%	0 0.00%
	Under Votes:	16 6.23%	0 0.00%	0 0.00%	16 6.23%



200711270115
 Skagit County Auditor

Precinct Report — Official
Skagit County, Washington — 2007 General Election — November 06, 2007

Page 150 of 329

11/27/2007 10:43 AM

Total Number of Voters : 33,455 of 59,686 = 56.05%

Precincts Reporting 118 of 118 = 100.00%

Party	Candidate	Absentee	Early	Election	Total
Precinct 166 (Ballots Cast: 257)					
	Fire District #08, Commissioner Position 1, Vote For 1				
	Jim Kennedy	169 100.00%	0 0.00%	0 0.00%	169 100.00%
	Cast Votes:	169 65.76%	0 0.00%	0 0.00%	169 65.76%
	Over Votes:	0 0.00%	0 0.00%	0 0.00%	0 0.00%
	Under Votes:	88 34.24%	0 0.00%	0 0.00%	88 34.24%
	Hospital District #304, Commissioner Position 3, Vote For 1				
	Gary L. Kent	166 100.00%	0 0.00%	0 0.00%	166 100.00%
	Cast Votes:	166 64.59%	0 0.00%	0 0.00%	166 64.59%
	Over Votes:	0 0.00%	0 0.00%	0 0.00%	0 0.00%
	Under Votes:	91 35.41%	0 0.00%	0 0.00%	91 35.41%
	Hospital District #304, Commissioner Position 5, Vote For 1				
	Robert M. Stanley	164 100.00%	0 0.00%	0 0.00%	164 100.00%
	Cast Votes:	164 63.81%	0 0.00%	0 0.00%	164 63.81%
	Over Votes:	0 0.00%	0 0.00%	0 0.00%	0 0.00%
	Under Votes:	93 36.19%	0 0.00%	0 0.00%	93 36.19%
	Port of Skagit County, Commissioner District 1, Vote For 1				
	Kevin Ware	164 100.00%	0 0.00%	0 0.00%	164 100.00%
	Cast Votes:	164 63.81%	0 0.00%	0 0.00%	164 63.81%
	Over Votes:	0 0.00%	0 0.00%	0 0.00%	0 0.00%
	Under Votes:	93 36.19%	0 0.00%	0 0.00%	93 36.19%
	Sedro-Woolley School District #101, Director District 2, Vote For 1				
	Tim Howland	171 100.00%	0 0.00%	0 0.00%	171 100.00%
	Cast Votes:	171 66.54%	0 0.00%	0 0.00%	171 66.54%
	Over Votes:	0 0.00%	0 0.00%	0 0.00%	0 0.00%
	Under Votes:	86 33.46%	0 0.00%	0 0.00%	86 33.46%
	Sedro-Woolley School District #101, Director District 3, Vote For 1				
	Rich Weyrich	172 100.00%	0 0.00%	0 0.00%	172 100.00%
	Cast Votes:	172 66.93%	0 0.00%	0 0.00%	172 66.93%
	Over Votes:	0 0.00%	0 0.00%	0 0.00%	0 0.00%
	Under Votes:	85 33.07%	0 0.00%	0 0.00%	85 33.07%



11/27/2007 Page 189 of 368 2:48PM

Precinct Report — Official
Skagit County, Washington — 2007 General Election — November 06, 2007

Page 151 of 329

11/27/2007 10:43 AM

Total Number of Voters : 33,455 of 59,686 = 56.05%

Precincts Reporting 118 of 118 = 100.00%

Party	Candidate	Absentee	Early	Election	Total
Precinct 167 (Ballots Cast: 41)					
INITIATIVE MEASURE 960, Vote For 1					
	Yes	21 55.26%	0 0.00%	0 0.00%	21 55.26%
	No	17 44.74%	0 0.00%	0 0.00%	17 44.74%
	Cast Votes:	38 92.68%	0 0.00%	0 0.00%	38 92.68%
	Over Votes:	0 0.00%	0 0.00%	0 0.00%	0 0.00%
	Under Votes:	3 7.32%	0 0.00%	0 0.00%	3 7.32%
REFERENDUM MEASURE 67, Vote For 1					
	Approved	21 53.85%	0 0.00%	0 0.00%	21 53.85%
	Rejected	18 46.15%	0 0.00%	0 0.00%	18 46.15%
	Cast Votes:	39 95.12%	0 0.00%	0 0.00%	39 95.12%
	Over Votes:	0 0.00%	0 0.00%	0 0.00%	0 0.00%
	Under Votes:	2 4.88%	0 0.00%	0 0.00%	2 4.88%
ENGROSSED SUBSTITUTE SENATE JOINT RESOLUTION 8206, Vote For 1					
	Approved	23 58.97%	0 0.00%	0 0.00%	23 58.97%
	Rejected	16 41.03%	0 0.00%	0 0.00%	16 41.03%
	Cast Votes:	39 95.12%	0 0.00%	0 0.00%	39 95.12%
	Over Votes:	0 0.00%	0 0.00%	0 0.00%	0 0.00%
	Under Votes:	2 4.88%	0 0.00%	0 0.00%	2 4.88%
SENATE JOINT RESOLUTION 8212, Vote For 1					
	Approved	13 35.14%	0 0.00%	0 0.00%	13 35.14%
	Rejected	24 64.86%	0 0.00%	0 0.00%	24 64.86%
	Cast Votes:	37 90.24%	0 0.00%	0 0.00%	37 90.24%
	Over Votes:	0 0.00%	0 0.00%	0 0.00%	0 0.00%
	Under Votes:	4 9.76%	0 0.00%	0 0.00%	4 9.76%
ENGROSSED HOUSE JOINT RESOLUTION 4204, Vote For 1					
	Approved	14 34.15%	0 0.00%	0 0.00%	14 34.15%
	Rejected	27 65.85%	0 0.00%	0 0.00%	27 65.85%
	Cast Votes:	41 100.00%	0 0.00%	0 0.00%	41 100.00%
	Over Votes:	0 0.00%	0 0.00%	0 0.00%	0 0.00%
	Under Votes:	0 0.00%	0 0.00%	0 0.00%	0 0.00%
SUBSTITUTE HOUSE JOINT RESOLUTION 4215, Vote For 1					
	Approved	14 35.90%	0 0.00%	0 0.00%	14 35.90%
	Rejected	25 64.10%	0 0.00%	0 0.00%	25 64.10%
	Cast Votes:	39 95.12%	0 0.00%	0 0.00%	39 95.12%
	Over Votes:	0 0.00%	0 0.00%	0 0.00%	0 0.00%
	Under Votes:	2 4.88%	0 0.00%	0 0.00%	2 4.88%



200711270115
 Skagit County Auditor

Precinct Report — Official
Skagit County, Washington — 2007 General Election — November 06, 2007

Page 152 of 329

11/27/2007 10:43 AM

Total Number of Voters : 33,455 of 59,686 = 56.05%

Precincts Reporting 118 of 118 = 100.00%

Party	Candidate	Absentee	Early	Election	Total
Precinct 167 (Ballots Cast: 41)					
Fire District #08, Commissioner Position 1, Vote For 1					
	Jim Kennedy	33 100.00%	0 0.00%	0 0.00%	33 100.00%
	Cast Votes:	33 80.49%	0 0.00%	0 0.00%	33 80.49%
	Over Votes:	0 0.00%	0 0.00%	0 0.00%	0 0.00%
	Under Votes:	8 19.51%	0 0.00%	0 0.00%	8 19.51%
Hospital District #304, Commissioner Position 3, Vote For 1					
	Gary L. Kent	33 100.00%	0 0.00%	0 0.00%	33 100.00%
	Cast Votes:	33 80.49%	0 0.00%	0 0.00%	33 80.49%
	Over Votes:	0 0.00%	0 0.00%	0 0.00%	0 0.00%
	Under Votes:	8 19.51%	0 0.00%	0 0.00%	8 19.51%
Hospital District #304, Commissioner Position 5, Vote For 1					
	Robert M. Stanley	33 100.00%	0 0.00%	0 0.00%	33 100.00%
	Cast Votes:	33 80.49%	0 0.00%	0 0.00%	33 80.49%
	Over Votes:	0 0.00%	0 0.00%	0 0.00%	0 0.00%
	Under Votes:	8 19.51%	0 0.00%	0 0.00%	8 19.51%
Port of Skagit County, Commissioner District 1, Vote For 1					
	Kevin Ware	31 100.00%	0 0.00%	0 0.00%	31 100.00%
	Cast Votes:	31 75.61%	0 0.00%	0 0.00%	31 75.61%
	Over Votes:	0 0.00%	0 0.00%	0 0.00%	0 0.00%
	Under Votes:	10 24.39%	0 0.00%	0 0.00%	10 24.39%
Sedro-Woolley School District #101, Director District 2, Vote For 1					
	Tim Howland	34 100.00%	0 0.00%	0 0.00%	34 100.00%
	Cast Votes:	34 82.93%	0 0.00%	0 0.00%	34 82.93%
	Over Votes:	0 0.00%	0 0.00%	0 0.00%	0 0.00%
	Under Votes:	7 17.07%	0 0.00%	0 0.00%	7 17.07%
Sedro-Woolley School District #101, Director District 3, Vote For 1					
	Rich Weyrich	33 100.00%	0 0.00%	0 0.00%	33 100.00%
	Cast Votes:	33 80.49%	0 0.00%	0 0.00%	33 80.49%
	Over Votes:	0 0.00%	0 0.00%	0 0.00%	0 0.00%
	Under Votes:	8 19.51%	0 0.00%	0 0.00%	8 19.51%



200711270115
 Skagit County Auditor

11/27/2007 Page 191 of 368 2:48PM

Precinct Report — Official
Skagit County, Washington — 2007 General Election — November 06, 2007

Page 153 of 329

11/27/2007 10:43 AM

Total Number of Voters : 33,455 of 59,686 = 56.05%

Precincts Reporting 118 of 118 = 100.00%

Party	Candidate	Absentee	Early	Election	Total
Precinct 168 (Ballots Cast: 389)					
INITIATIVE MEASURE 960, Vote For 1					
	Yes	188 49.87%	0 0.00%	0 0.00%	188 49.87%
	No	189 50.13%	0 0.00%	0 0.00%	189 50.13%
	Cast Votes:	377 96.92%	0 0.00%	0 0.00%	377 96.92%
	Over Votes:	0 0.00%	0 0.00%	0 0.00%	0 0.00%
	Under Votes:	12 3.08%	0 0.00%	0 0.00%	12 3.08%
REFERENDUM MEASURE 67, Vote For 1					
	Approved	220 58.05%	0 0.00%	0 0.00%	220 58.05%
	Rejected	159 41.95%	0 0.00%	0 0.00%	159 41.95%
	Cast Votes:	379 97.43%	0 0.00%	0 0.00%	379 97.43%
	Over Votes:	0 0.00%	0 0.00%	0 0.00%	0 0.00%
	Under Votes:	10 2.57%	0 0.00%	0 0.00%	10 2.57%
ENGROSSED SUBSTITUTE SENATE JOINT RESOLUTION 8206, Vote For 1					
	Approved	235 65.46%	0 0.00%	0 0.00%	235 65.46%
	Rejected	124 34.54%	0 0.00%	0 0.00%	124 34.54%
	Cast Votes:	359 92.29%	0 0.00%	0 0.00%	359 92.29%
	Over Votes:	0 0.00%	0 0.00%	0 0.00%	0 0.00%
	Under Votes:	30 7.71%	0 0.00%	0 0.00%	30 7.71%
SENATE JOINT RESOLUTION 8212, Vote For 1					
	Approved	220 59.62%	0 0.00%	0 0.00%	220 59.62%
	Rejected	149 40.38%	0 0.00%	0 0.00%	149 40.38%
	Cast Votes:	369 94.86%	0 0.00%	0 0.00%	369 94.86%
	Over Votes:	0 0.00%	0 0.00%	0 0.00%	0 0.00%
	Under Votes:	20 5.14%	0 0.00%	0 0.00%	20 5.14%
ENGROSSED HOUSE JOINT RESOLUTION 4204, Vote For 1					
	Approved	144 37.60%	0 0.00%	0 0.00%	144 37.60%
	Rejected	239 62.40%	0 0.00%	0 0.00%	239 62.40%
	Cast Votes:	383 98.46%	0 0.00%	0 0.00%	383 98.46%
	Over Votes:	0 0.00%	0 0.00%	0 0.00%	0 0.00%
	Under Votes:	6 1.54%	0 0.00%	0 0.00%	6 1.54%
SUBSTITUTE HOUSE JOINT RESOLUTION 4215, Vote For 1					
	Approved	161 43.99%	0 0.00%	0 0.00%	161 43.99%
	Rejected	205 56.01%	0 0.00%	0 0.00%	205 56.01%
	Cast Votes:	366 94.09%	0 0.00%	0 0.00%	366 94.09%
	Over Votes:	0 0.00%	0 0.00%	0 0.00%	0 0.00%
	Under Votes:	23 5.91%	0 0.00%	0 0.00%	23 5.91%



200711270115
 Skagit County Auditor
 11/27/2007 Page 192 of 368 2:48PM

Precinct Report — Official
Skagit County, Washington — 2007 General Election — November 06, 2007

Page 154 of 329

11/27/2007 10:43 AM

Total Number of Voters : 33,455 of 59,686 = 56.05%

Precincts Reporting 118 of 118 = 100.00%

Party	Candidate	Absentee	Early	Election	Total
Precinct 168 (Ballots Cast: 389)					
Cemetery District 4, Commissioner Position 1, Two Year Unexpired Term, Vote For 1					
	Claire H. Hansen	155 100.00%	0 0.00%	0 0.00%	155 100.00%
	Cast Votes:	155 58.94%	0 0.00%	0 0.00%	155 58.94%
	Over Votes:	0 0.00%	0 0.00%	0 0.00%	0 0.00%
	Under Votes:	108 41.06%	0 0.00%	0 0.00%	108 41.06%
Cemetery District 4, Commissioner Position 2, Vote For 1					
	Michael D. Bridgman	161 100.00%	0 0.00%	0 0.00%	161 100.00%
	Cast Votes:	161 61.22%	0 0.00%	0 0.00%	161 61.22%
	Over Votes:	0 0.00%	0 0.00%	0 0.00%	0 0.00%
	Under Votes:	102 38.78%	0 0.00%	0 0.00%	102 38.78%
Fire District #05, Commissioner Position 1, Short/Full Term, Vote For 1					
	Gerald H. "Jerry" Anderson	34 100.00%	0 0.00%	0 0.00%	34 100.00%
	Cast Votes:	34 61.82%	0 0.00%	0 0.00%	34 61.82%
	Over Votes:	0 0.00%	0 0.00%	0 0.00%	0 0.00%
	Under Votes:	21 38.18%	0 0.00%	0 0.00%	21 38.18%
Fire District #14, Commissioner Position 1, Vote For 1					
	David E. Holmkvist	197 100.00%	0 0.00%	0 0.00%	197 100.00%
	Cast Votes:	197 59.70%	0 0.00%	0 0.00%	197 59.70%
	Over Votes:	0 0.00%	0 0.00%	0 0.00%	0 0.00%
	Under Votes:	133 40.30%	0 0.00%	0 0.00%	133 40.30%
Hospital District #304, Commissioner Position 3, Vote For 1					
	Gary L. Kent	219 100.00%	0 0.00%	0 0.00%	219 100.00%
	Cast Votes:	219 56.30%	0 0.00%	0 0.00%	219 56.30%
	Over Votes:	0 0.00%	0 0.00%	0 0.00%	0 0.00%
	Under Votes:	170 43.70%	0 0.00%	0 0.00%	170 43.70%
Hospital District #304, Commissioner Position 5, Vote For 1					
	Robert M. Stanley	215 100.00%	0 0.00%	0 0.00%	215 100.00%
	Cast Votes:	215 55.27%	0 0.00%	0 0.00%	215 55.27%
	Over Votes:	0 0.00%	0 0.00%	0 0.00%	0 0.00%
	Under Votes:	174 44.73%	0 0.00%	0 0.00%	174 44.73%
Port of Skagit County, Commissioner District 1, Vote For 1					
	Kevin Ware	216 100.00%	0 0.00%	0 0.00%	216 100.00%
	Cast Votes:	216 55.53%	0 0.00%	0 0.00%	216 55.53%
	Over Votes:	0 0.00%	0 0.00%	0 0.00%	0 0.00%
	Under Votes:	173 44.47%	0 0.00%	0 0.00%	173 44.47%



200711270115
 Skagit County Auditor

Precinct Report — Official
Skagit County, Washington — 2007 General Election — November 06, 2007

Page 155 of 329

11/27/2007 10:43 AM

Total Number of Voters : 33,455 of 59,686 = 56.05%

Precincts Reporting 118 of 118 = 100.00%

Party	Candidate	Absentee	Early	Election	Total
Precinct 168 (Ballots Cast: 389)					
Burlington School District #100, Director District 1, Vote For 1					
	Martin H. Lopez	213 100.00%	0 0.00%	0 0.00%	213 100.00%
	Cast Votes:	213 54.76%	0 0.00%	0 0.00%	213 54.76%
	Over Votes:	0 0.00%	0 0.00%	0 0.00%	0 0.00%
	Under Votes:	176 45.24%	0 0.00%	0 0.00%	176 45.24%
Burlington School District #100, Director District 3, Vote For 1					
	Tim Loving	110 40.74%	0 0.00%	0 0.00%	110 40.74%
	Bill Wallace	160 59.26%	0 0.00%	0 0.00%	160 59.26%
	Cast Votes:	270 69.41%	0 0.00%	0 0.00%	270 69.41%
	Over Votes:	0 0.00%	0 0.00%	0 0.00%	0 0.00%
	Under Votes:	119 30.59%	0 0.00%	0 0.00%	119 30.59%
Burlington School District #100, Director District 4, Vote For 1					
	Liza Peth Bott	224 100.00%	0 0.00%	0 0.00%	224 100.00%
	Cast Votes:	224 57.58%	0 0.00%	0 0.00%	224 57.58%
	Over Votes:	0 0.00%	0 0.00%	0 0.00%	0 0.00%
	Under Votes:	165 42.42%	0 0.00%	0 0.00%	165 42.42%



200711270115

Skagit County Auditor

Precinct Report — Official
Skagit County, Washington — 2007 General Election — November 06, 2007

Page 156 of 329

11/27/2007 10:43 AM

Total Number of Voters : 33,455 of 59,686 = 56.05%

Precincts Reporting 118 of 118 = 100.00%

Party	Candidate	Absentee	Early	Election	Total
Precinct 170 (Ballots Cast: 3)					
INITIATIVE MEASURE 960, Vote For 1					
	Yes	1 50.00%	0 0.00%	0 0.00%	1 50.00%
	No	1 50.00%	0 0.00%	0 0.00%	1 50.00%
	Cast Votes:	2 66.67%	0 0.00%	0 0.00%	2 66.67%
	Over Votes:	0 0.00%	0 0.00%	0 0.00%	0 0.00%
	Under Votes:	1 33.33%	0 0.00%	0 0.00%	1 33.33%
REFERENDUM MEASURE 67, Vote For 1					
	Approved	1 33.33%	0 0.00%	0 0.00%	1 33.33%
	Rejected	2 66.67%	0 0.00%	0 0.00%	2 66.67%
	Cast Votes:	3 100.00%	0 0.00%	0 0.00%	3 100.00%
	Over Votes:	0 0.00%	0 0.00%	0 0.00%	0 0.00%
	Under Votes:	0 0.00%	0 0.00%	0 0.00%	0 0.00%
ENGROSSED SUBSTITUTE SENATE JOINT RESOLUTION 8206, Vote For 1					
	Approved	0 0.00%	0 0.00%	0 0.00%	0 0.00%
	Rejected	0 0.00%	0 0.00%	0 0.00%	0 0.00%
	Cast Votes:	0 0.00%	0 0.00%	0 0.00%	0 0.00%
	Over Votes:	0 0.00%	0 0.00%	0 0.00%	0 0.00%
	Under Votes:	3 100.00%	0 0.00%	0 0.00%	3 100.00%
SENATE JOINT RESOLUTION 8212, Vote For 1					
	Approved	0 0.00%	0 0.00%	0 0.00%	0 0.00%
	Rejected	2 100.00%	0 0.00%	0 0.00%	2 100.00%
	Cast Votes:	2 66.67%	0 0.00%	0 0.00%	2 66.67%
	Over Votes:	0 0.00%	0 0.00%	0 0.00%	0 0.00%
	Under Votes:	1 33.33%	0 0.00%	0 0.00%	1 33.33%
ENGROSSED HOUSE JOINT RESOLUTION 4204, Vote For 1					
	Approved	3 100.00%	0 0.00%	0 0.00%	3 100.00%
	Rejected	0 0.00%	0 0.00%	0 0.00%	0 0.00%
	Cast Votes:	3 100.00%	0 0.00%	0 0.00%	3 100.00%
	Over Votes:	0 0.00%	0 0.00%	0 0.00%	0 0.00%
	Under Votes:	0 0.00%	0 0.00%	0 0.00%	0 0.00%
SUBSTITUTE HOUSE JOINT RESOLUTION 4215, Vote For 1					
	Approved	0 0.00%	0 0.00%	0 0.00%	0 0.00%
	Rejected	1 100.00%	0 0.00%	0 0.00%	1 100.00%
	Cast Votes:	1 33.33%	0 0.00%	0 0.00%	1 33.33%
	Over Votes:	0 0.00%	0 0.00%	0 0.00%	0 0.00%
	Under Votes:	2 66.67%	0 0.00%	0 0.00%	2 66.67%



200711270115
 Skagit County Auditor

Precinct Report — Official
Skagit County, Washington — 2007 General Election — November 06, 2007


Page 157 of 329

11/27/2007 10:43 AM

Total Number of Voters : 33,455 of 59,686 = 56.05%

Precincts Reporting 118 of 118 = 100.00%

Party	Candidate	Absentee	Early	Election	Total
Precinct 170 (Ballots Cast: 3)					
	Fire District #01, Commissioner Position 1, Vote For 1 Sandy Saben	2 100.00%	0 0.00%	0 0.00%	2 100.00%
	Cast Votes:	2 66.67%	0 0.00%	0 0.00%	2 66.67%
	Over Votes:	0 0.00%	0 0.00%	0 0.00%	0 0.00%
	Under Votes:	1 33.33%	0 0.00%	0 0.00%	1 33.33%
	Fire District #01, Commisloner Position 2, 4 Year Unexpired Term, Vote For 1 Fred Clark	2 100.00%	0 0.00%	0 0.00%	2 100.00%
	Cast Votes:	2 66.67%	0 0.00%	0 0.00%	2 66.67%
	Over Votes:	0 0.00%	0 0.00%	0 0.00%	0 0.00%
	Under Votes:	1 33.33%	0 0.00%	0 0.00%	1 33.33%
	Hospital District #1, Commissioner Position 2, Vote For 1 Tim Raschko	2 100.00%	0 0.00%	0 0.00%	2 100.00%
	Cast Votes:	2 66.67%	0 0.00%	0 0.00%	2 66.67%
	Over Votes:	0 0.00%	0 0.00%	0 0.00%	0 0.00%
	Under Votes:	1 33.33%	0 0.00%	0 0.00%	1 33.33%
	Hospital District #1, Commissioner Position 4, Vote For 1 James L. Hobbs Sr.	2 100.00%	0 0.00%	0 0.00%	2 100.00%
	Cast Votes:	2 66.67%	0 0.00%	0 0.00%	2 66.67%
	Over Votes:	0 0.00%	0 0.00%	0 0.00%	0 0.00%
	Under Votes:	1 33.33%	0 0.00%	0 0.00%	1 33.33%
	Port of Skagit County, Commissioner District 1, Vote For 1 Kevin Ware	2 100.00%	0 0.00%	0 0.00%	2 100.00%
	Cast Votes:	2 66.67%	0 0.00%	0 0.00%	2 66.67%
	Over Votes:	0 0.00%	0 0.00%	0 0.00%	0 0.00%
	Under Votes:	1 33.33%	0 0.00%	0 0.00%	1 33.33%
	Mount Vernon School District #320, Director District 1, Vote For 1 Laura Flores Cailloux	2 100.00%	0 0.00%	0 0.00%	2 100.00%
	Cast Votes:	2 66.67%	0 0.00%	0 0.00%	2 66.67%
	Over Votes:	0 0.00%	0 0.00%	0 0.00%	0 0.00%
	Under Votes:	1 33.33%	0 0.00%	0 0.00%	1 33.33%
	Mount Vernon School District #320, Director District 2, Vote For 1 Robert Coffey	2 100.00%	0 0.00%	0 0.00%	2 100.00%
	Cast Votes:	2 66.67%	0 0.00%	0 0.00%	2 66.67%
	Over Votes:	0 0.00%	0 0.00%	0 0.00%	0 0.00%
	Under Votes:	1 33.33%	0 0.00%	0 0.00%	1 33.33%



200711270115
 Skagit County Auditor

11/27/2007 Page 196 of 368 2:48PM

Precinct Report — Official
Skagit County, Washington — 2007 General Election — November 06, 2007

Page 158 of 329

11/27/2007 10:43 AM

Total Number of Voters : 33,455 of 59,686 = 56.05%

Precincts Reporting 118 of 118 = 100.00%

Party	Candidate	Absentee	Early	Election	Total
Precinct 170 (Ballots Cast: 3)					
Mount Vernon School District #320, Director District 3, Vote For 1					
	T.J. Larrick	2 100.00%	0 0.00%	0 0.00%	2 100.00%
	Cast Votes:	2 66.67%	0 0.00%	0 0.00%	2 66.67%
	Over Votes:	0 0.00%	0 0.00%	0 0.00%	0 0.00%
	Under Votes:	1 33.33%	0 0.00%	0 0.00%	1 33.33%


 200711270115
 Skagit County Auditor
 11/27/2007 Page 197 of 368 2:48PM

Precinct Report — Official
Skagit County, Washington — 2007 General Election — November 06, 2007

Page 159 of 329

11/27/2007 10:43 AM

Total Number of Voters : 33,455 of 59,686 = 56.05%

Precincts Reporting 118 of 118 = 100.00%

Party	Candidate	Absentee	Early	Election	Total
Precinct 171 (Ballots Cast: 106)					
INITIATIVE MEASURE 960, Vote For 1					
	Yes	73 69.52%	0 0.00%	0 0.00%	73 69.52%
	No	32 30.48%	0 0.00%	0 0.00%	32 30.48%
	Cast Votes:	105 99.06%	0 0.00%	0 0.00%	105 99.06%
	Over Votes:	0 0.00%	0 0.00%	0 0.00%	0 0.00%
	Under Votes:	1 0.94%	0 0.00%	0 0.00%	1 0.94%
REFERENDUM MEASURE 67, Vote For 1					
	Approved	61 57.55%	0 0.00%	0 0.00%	61 57.55%
	Rejected	45 42.45%	0 0.00%	0 0.00%	45 42.45%
	Cast Votes:	106 100.00%	0 0.00%	0 0.00%	106 100.00%
	Over Votes:	0 0.00%	0 0.00%	0 0.00%	0 0.00%
	Under Votes:	0 0.00%	0 0.00%	0 0.00%	0 0.00%
ENGROSSED SUBSTITUTE SENATE JOINT RESOLUTION 8206, Vote For 1					
	Approved	73 70.19%	0 0.00%	0 0.00%	73 70.19%
	Rejected	31 29.81%	0 0.00%	0 0.00%	31 29.81%
	Cast Votes:	104 98.11%	0 0.00%	0 0.00%	104 98.11%
	Over Votes:	0 0.00%	0 0.00%	0 0.00%	0 0.00%
	Under Votes:	2 1.89%	0 0.00%	0 0.00%	2 1.89%
SENATE JOINT RESOLUTION 8212, Vote For 1					
	Approved	63 61.17%	0 0.00%	0 0.00%	63 61.17%
	Rejected	40 38.83%	0 0.00%	0 0.00%	40 38.83%
	Cast Votes:	103 97.17%	0 0.00%	0 0.00%	103 97.17%
	Over Votes:	0 0.00%	0 0.00%	0 0.00%	0 0.00%
	Under Votes:	3 2.83%	0 0.00%	0 0.00%	3 2.83%
ENGROSSED HOUSE JOINT RESOLUTION 4204, Vote For 1					
	Approved	31 29.25%	0 0.00%	0 0.00%	31 29.25%
	Rejected	75 70.75%	0 0.00%	0 0.00%	75 70.75%
	Cast Votes:	106 100.00%	0 0.00%	0 0.00%	106 100.00%
	Over Votes:	0 0.00%	0 0.00%	0 0.00%	0 0.00%
	Under Votes:	0 0.00%	0 0.00%	0 0.00%	0 0.00%
SUBSTITUTE HOUSE JOINT RESOLUTION 4215, Vote For 1					
	Approved	51 49.51%	0 0.00%	0 0.00%	51 49.51%
	Rejected	52 50.49%	0 0.00%	0 0.00%	52 50.49%
	Cast Votes:	103 97.17%	0 0.00%	0 0.00%	103 97.17%
	Over Votes:	0 0.00%	0 0.00%	0 0.00%	0 0.00%
	Under Votes:	3 2.83%	0 0.00%	0 0.00%	3 2.83%



200711270115
 Skagit County Auditor

Precinct Report — Official
Skagit County, Washington — 2007 General Election — November 06, 2007


Page 160 of 329

11/27/2007 10:43 AM

Total Number of Voters : 33,455 of 59,686 = 56.05%

Precincts Reporting 118 of 118 = 100.00%

Party	Candidate	Absentee	Early	Election	Total
Precinct 171 (Ballots Cast: 106)					
Fire District #07, Commissioner Position 1, Short/Full Term, Vote For 1					
	Richard Crutchfield	81 100.00%	0 0.00%	0 0.00%	81 100.00%
	Cast Votes:	81 76.42%	0 0.00%	0 0.00%	81 76.42%
	Over Votes:	0 0.00%	0 0.00%	0 0.00%	0 0.00%
	Under Votes:	25 23.58%	0 0.00%	0 0.00%	25 23.58%
Fire District #15, Commissioner Position 1, Short/Full Term, Vote For 1					
	C. Aaron Leslie	0 0.00%	0 0.00%	0 0.00%	0 0.00%
	Paul Wagner (W)	0 0.00%	0 0.00%	0 0.00%	0 0.00%
	Cast Votes:	0 0.00%	0 0.00%	0 0.00%	0 0.00%
	Over Votes:	0 0.00%	0 0.00%	0 0.00%	0 0.00%
	Under Votes:	0 0.00%	0 0.00%	0 0.00%	0 0.00%
Fire District #15, Commissioner Position 3, 2 Year Unexpired Term, Vote For 1					
	Wes Miller	0 0.00%	0 0.00%	0 0.00%	0 0.00%
	Cast Votes:	0 0.00%	0 0.00%	0 0.00%	0 0.00%
	Over Votes:	0 0.00%	0 0.00%	0 0.00%	0 0.00%
	Under Votes:	0 0.00%	0 0.00%	0 0.00%	0 0.00%
Hospital District #1, Commissioner Position 2, Vote For 1					
	Tim Raschko	68 100.00%	0 0.00%	0 0.00%	68 100.00%
	Cast Votes:	68 64.15%	0 0.00%	0 0.00%	68 64.15%
	Over Votes:	0 0.00%	0 0.00%	0 0.00%	0 0.00%
	Under Votes:	38 35.85%	0 0.00%	0 0.00%	38 35.85%
Hospital District #1, Commissioner Position 4, Vote For 1					
	James L. Hobbs Sr.	67 100.00%	0 0.00%	0 0.00%	67 100.00%
	Cast Votes:	67 63.21%	0 0.00%	0 0.00%	67 63.21%
	Over Votes:	0 0.00%	0 0.00%	0 0.00%	0 0.00%
	Under Votes:	39 36.79%	0 0.00%	0 0.00%	39 36.79%
Port of Skagit County, Commissioner District 1, Vote For 1					
	Kevin Ware	67 100.00%	0 0.00%	0 0.00%	67 100.00%
	Cast Votes:	67 63.21%	0 0.00%	0 0.00%	67 63.21%
	Over Votes:	0 0.00%	0 0.00%	0 0.00%	0 0.00%
	Under Votes:	39 36.79%	0 0.00%	0 0.00%	39 36.79%
Sedro-Woolley School District #101, Director District 2, Vote For 1					
	Tim Howland	67 100.00%	0 0.00%	0 0.00%	67 100.00%
	Cast Votes:	67 63.21%	0 0.00%	0 0.00%	67 63.21%
	Over Votes:	0 0.00%	0 0.00%	0 0.00%	0 0.00%
	Under Votes:	39 36.79%	0 0.00%	0 0.00%	39 36.79%



200711270115
 Skagit County Auditor
 11/27/2007 Page 199 of 368 2:48PM

Precinct Report — Official
Skagit County, Washington — 2007 General Election — November 06, 2007

Page 161 of 329

11/27/2007 10:43 AM

Total Number of Voters : 33,455 of 59,686 = 56.05%

Precincts Reporting 118 of 118 = 100.00%

Party	Candidate	Absentee	Early	Election	Total
Precinct 171 (Ballots Cast: 106)					
	Sedro-Woolley School District #101, Director District 3, Vote For 1				
	Rich Weyrich	65 100.00%	0 0.00%	0 0.00%	65 100.00%
	Cast Votes:	65 61.32%	0 0.00%	0 0.00%	65 61.32%
	Over Votes:	0 0.00%	0 0.00%	0 0.00%	0 0.00%
	Under Votes:	41 38.68%	0 0.00%	0 0.00%	41 38.68%



200711270115
 Skagit County Auditor

Precinct Report — Official
Skagit County, Washington — 2007 General Election — November 06, 2007

Page 162 of 329

11/27/2007 10:43 AM

Total Number of Voters : 33,455 of 59,686 = 56.05%

Precincts Reporting 118 of 118 = 100.00%

Party	Candidate	Absentee	Early	Election	Total
Precinct 172 (Ballots Cast: 181)					
INITIATIVE MEASURE 960, Vote For 1					
	Yes	89 49.44%	0 0.00%	0 0.00%	89 49.44%
	No	91 50.56%	0 0.00%	0 0.00%	91 50.56%
	Cast Votes:	180 99.45%	0 0.00%	0 0.00%	180 99.45%
	Over Votes:	0 0.00%	0 0.00%	0 0.00%	0 0.00%
	Under Votes:	1 0.55%	0 0.00%	0 0.00%	1 0.55%
REFERENDUM MEASURE 67, Vote For 1					
	Approved	97 53.59%	0 0.00%	0 0.00%	97 53.59%
	Rejected	84 46.41%	0 0.00%	0 0.00%	84 46.41%
	Cast Votes:	181 100.00%	0 0.00%	0 0.00%	181 100.00%
	Over Votes:	0 0.00%	0 0.00%	0 0.00%	0 0.00%
	Under Votes:	0 0.00%	0 0.00%	0 0.00%	0 0.00%
ENGROSSED SUBSTITUTE SENATE JOINT RESOLUTION 8206, Vote For 1					
	Approved	126 70.79%	0 0.00%	0 0.00%	126 70.79%
	Rejected	52 29.21%	0 0.00%	0 0.00%	52 29.21%
	Cast Votes:	178 98.34%	0 0.00%	0 0.00%	178 98.34%
	Over Votes:	0 0.00%	0 0.00%	0 0.00%	0 0.00%
	Under Votes:	3 1.66%	0 0.00%	0 0.00%	3 1.66%
SENATE JOINT RESOLUTION 8212, Vote For 1					
	Approved	105 58.99%	0 0.00%	0 0.00%	105 58.99%
	Rejected	73 41.01%	0 0.00%	0 0.00%	73 41.01%
	Cast Votes:	178 98.34%	0 0.00%	0 0.00%	178 98.34%
	Over Votes:	0 0.00%	0 0.00%	0 0.00%	0 0.00%
	Under Votes:	3 1.66%	0 0.00%	0 0.00%	3 1.66%
ENGROSSED HOUSE JOINT RESOLUTION 4204, Vote For 1					
	Approved	68 37.57%	0 0.00%	0 0.00%	68 37.57%
	Rejected	113 62.43%	0 0.00%	0 0.00%	113 62.43%
	Cast Votes:	181 100.00%	0 0.00%	0 0.00%	181 100.00%
	Over Votes:	0 0.00%	0 0.00%	0 0.00%	0 0.00%
	Under Votes:	0 0.00%	0 0.00%	0 0.00%	0 0.00%
SUBSTITUTE HOUSE JOINT RESOLUTION 4215, Vote For 1					
	Approved	101 57.06%	0 0.00%	0 0.00%	101 57.06%
	Rejected	76 42.94%	0 0.00%	0 0.00%	76 42.94%
	Cast Votes:	177 97.79%	0 0.00%	0 0.00%	177 97.79%
	Over Votes:	0 0.00%	0 0.00%	0 0.00%	0 0.00%
	Under Votes:	4 2.21%	0 0.00%	0 0.00%	4 2.21%



200711270115
 Skagit County Auditor

Precinct Report — Official
Skagit County, Washington — 2007 General Election — November 06, 2007


Page 163 of 329

11/27/2007 10:43 AM

Total Number of Voters : 33,455 of 59,686 = 56.05%

Precincts Reporting 118 of 118 = 100.00%

Party	Candidate	Absentee	Early	Election	Total
Precinct 172 (Ballots Cast: 181)					
Fire District #01, Commissioner Position 1, Vote For 1					
	Sandy Saben	3 100.00%	0 0.00%	0 0.00%	3 100.00%
	Cast Votes:	3 75.00%	0 0.00%	0 0.00%	3 75.00%
	Over Votes:	0 0.00%	0 0.00%	0 0.00%	0 0.00%
	Under Votes:	1 25.00%	0 0.00%	0 0.00%	1 25.00%
Fire District #01, Commissioner Position 2, 4 Year Unexpired Term, Vote For 1					
	Fred Clark	3 100.00%	0 0.00%	0 0.00%	3 100.00%
	Cast Votes:	3 75.00%	0 0.00%	0 0.00%	3 75.00%
	Over Votes:	0 0.00%	0 0.00%	0 0.00%	0 0.00%
	Under Votes:	1 25.00%	0 0.00%	0 0.00%	1 25.00%
Fire District #03, Commissioner Position 1, Vote For 1					
	Edward Kemper	92 85.19%	0 0.00%	0 0.00%	92 85.19%
	Dan C. Sneva (W)	16 14.81%	0 0.00%	0 0.00%	16 14.81%
	Cast Votes:	108 69.23%	0 0.00%	0 0.00%	108 69.23%
	Over Votes:	0 0.00%	0 0.00%	0 0.00%	0 0.00%
	Under Votes:	48 30.77%	0 0.00%	0 0.00%	48 30.77%
Fire District #09, Commissioner Position 1, Vote For 1					
	Robert G. Guy	16 100.00%	0 0.00%	0 0.00%	16 100.00%
	Cast Votes:	16 76.19%	0 0.00%	0 0.00%	16 76.19%
	Over Votes:	0 0.00%	0 0.00%	0 0.00%	0 0.00%
	Under Votes:	5 23.81%	0 0.00%	0 0.00%	5 23.81%
Hospital District #1, Commissioner Position 2, Vote For 1					
	Tim Raschko	116 100.00%	0 0.00%	0 0.00%	116 100.00%
	Cast Votes:	116 64.09%	0 0.00%	0 0.00%	116 64.09%
	Over Votes:	0 0.00%	0 0.00%	0 0.00%	0 0.00%
	Under Votes:	65 35.91%	0 0.00%	0 0.00%	65 35.91%
Hospital District #1, Commissioner Position 4, Vote For 1					
	James L. Hobbs Sr.	115 100.00%	0 0.00%	0 0.00%	115 100.00%
	Cast Votes:	115 63.54%	0 0.00%	0 0.00%	115 63.54%
	Over Votes:	0 0.00%	0 0.00%	0 0.00%	0 0.00%
	Under Votes:	66 36.46%	0 0.00%	0 0.00%	66 36.46%
Port of Skagit County, Commissioner District 1, Vote For 1					
	Kevin Ware	119 100.00%	0 0.00%	0 0.00%	119 100.00%
	Cast Votes:	119 65.75%	0 0.00%	0 0.00%	119 65.75%
	Over Votes:	0 0.00%	0 0.00%	0 0.00%	0 0.00%
	Under Votes:	62 34.25%	0 0.00%	0 0.00%	62 34.25%



200711270115
 Skagit County Auditor

Precinct Report — Official
Skagit County, Washington — 2007 General Election — November 06, 2007

Page 164 of 329

11/27/2007 10:43 AM

Total Number of Voters : 33,455 of 59,686 = 56.05%

Precincts Reporting 118 of 118 = 100.00%

Party	Candidate	Absentee	Early	Election	Total
Precinct 172 (Ballots Cast: 181)					
Conway School District #317, Director Position 1, Vote For 1					
	Thom Sickelsteel	83 100.00%	0 0.00%	0 0.00%	83 100.00%
	Cast Votes:	83 77.57%	0 0.00%	0 0.00%	83 77.57%
	Over Votes:	0 0.00%	0 0.00%	0 0.00%	0 0.00%
	Under Votes:	24 22.43%	0 0.00%	0 0.00%	24 22.43%
Conway School District #317, Director Position 4, Short/Full Term, Vote For 1					
	Kay Cyr	76 100.00%	0 0.00%	0 0.00%	76 100.00%
	Cast Votes:	76 71.03%	0 0.00%	0 0.00%	76 71.03%
	Over Votes:	0 0.00%	0 0.00%	0 0.00%	0 0.00%
	Under Votes:	31 28.97%	0 0.00%	0 0.00%	31 28.97%
Conway School District #317, Director Position 5, Vote For 1					
	Jessica Bell Hinderstein	81 100.00%	0 0.00%	0 0.00%	81 100.00%
	Cast Votes:	81 75.70%	0 0.00%	0 0.00%	81 75.70%
	Over Votes:	0 0.00%	0 0.00%	0 0.00%	0 0.00%
	Under Votes:	26 24.30%	0 0.00%	0 0.00%	26 24.30%
Mount Vernon School District #320, Director District 1, Vote For 1					
	Laura Flores Cailloux	42 100.00%	0 0.00%	0 0.00%	42 100.00%
	Cast Votes:	42 56.76%	0 0.00%	0 0.00%	42 56.76%
	Over Votes:	0 0.00%	0 0.00%	0 0.00%	0 0.00%
	Under Votes:	32 43.24%	0 0.00%	0 0.00%	32 43.24%
Mount Vernon School District #320, Director District 2, Vote For 1					
	Robert Coffey	43 100.00%	0 0.00%	0 0.00%	43 100.00%
	Cast Votes:	43 58.11%	0 0.00%	0 0.00%	43 58.11%
	Over Votes:	0 0.00%	0 0.00%	0 0.00%	0 0.00%
	Under Votes:	31 41.89%	0 0.00%	0 0.00%	31 41.89%
Mount Vernon School District #320, Director District 3, Vote For 1					
	T.J. Larrick	40 100.00%	0 0.00%	0 0.00%	40 100.00%
	Cast Votes:	40 54.05%	0 0.00%	0 0.00%	40 54.05%
	Over Votes:	0 0.00%	0 0.00%	0 0.00%	0 0.00%
	Under Votes:	34 45.95%	0 0.00%	0 0.00%	34 45.95%



200711270115
 Skagit County Auditor

Precinct Report — Official
Skagit County, Washington — 2007 General Election — November 06, 2007

Page 165 of 329

11/27/2007 10:43 AM

Total Number of Voters : 33,455 of 59,686 = 56.05%

Precincts Reporting 118 of 118 = 100.00%

Party	Candidate	Absentee	Early	Election	Total
Precinct 173 (Ballots Cast: 17)					
INITIATIVE MEASURE 960, Vote For 1					
	Yes	10 58.82%	0 0.00%	0 0.00%	10 58.82%
	No	7 41.18%	0 0.00%	0 0.00%	7 41.18%
	Cast Votes:	17 100.00%	0 0.00%	0 0.00%	17 100.00%
	Over Votes:	0 0.00%	0 0.00%	0 0.00%	0 0.00%
	Under Votes:	0 0.00%	0 0.00%	0 0.00%	0 0.00%
REFERENDUM MEASURE 67, Vote For 1					
	Approved	10 58.82%	0 0.00%	0 0.00%	10 58.82%
	Rejected	7 41.18%	0 0.00%	0 0.00%	7 41.18%
	Cast Votes:	17 100.00%	0 0.00%	0 0.00%	17 100.00%
	Over Votes:	0 0.00%	0 0.00%	0 0.00%	0 0.00%
	Under Votes:	0 0.00%	0 0.00%	0 0.00%	0 0.00%
ENGROSSED SUBSTITUTE SENATE JOINT RESOLUTION 8206, Vote For 1					
	Approved	8 47.06%	0 0.00%	0 0.00%	8 47.06%
	Rejected	9 52.94%	0 0.00%	0 0.00%	9 52.94%
	Cast Votes:	17 100.00%	0 0.00%	0 0.00%	17 100.00%
	Over Votes:	0 0.00%	0 0.00%	0 0.00%	0 0.00%
	Under Votes:	0 0.00%	0 0.00%	0 0.00%	0 0.00%
SENATE JOINT RESOLUTION 8212, Vote For 1					
	Approved	10 58.82%	0 0.00%	0 0.00%	10 58.82%
	Rejected	7 41.18%	0 0.00%	0 0.00%	7 41.18%
	Cast Votes:	17 100.00%	0 0.00%	0 0.00%	17 100.00%
	Over Votes:	0 0.00%	0 0.00%	0 0.00%	0 0.00%
	Under Votes:	0 0.00%	0 0.00%	0 0.00%	0 0.00%
ENGROSSED HOUSE JOINT RESOLUTION 4204, Vote For 1					
	Approved	6 35.29%	0 0.00%	0 0.00%	6 35.29%
	Rejected	11 64.71%	0 0.00%	0 0.00%	11 64.71%
	Cast Votes:	17 100.00%	0 0.00%	0 0.00%	17 100.00%
	Over Votes:	0 0.00%	0 0.00%	0 0.00%	0 0.00%
	Under Votes:	0 0.00%	0 0.00%	0 0.00%	0 0.00%
SUBSTITUTE HOUSE JOINT RESOLUTION 4215, Vote For 1					
	Approved	7 41.18%	0 0.00%	0 0.00%	7 41.18%
	Rejected	10 58.82%	0 0.00%	0 0.00%	10 58.82%
	Cast Votes:	17 100.00%	0 0.00%	0 0.00%	17 100.00%
	Over Votes:	0 0.00%	0 0.00%	0 0.00%	0 0.00%
	Under Votes:	0 0.00%	0 0.00%	0 0.00%	0 0.00%



200711270115
 Skagit County Auditor

Precinct Report — Official
Skagit County, Washington — 2007 General Election — November 06, 2007

Page 166 of 329

11/27/2007 10:43 AM

Total Number of Voters : 33,455 of 59,686 = 56.05%

Precincts Reporting 118 of 118 = 100.00%

Party	Candidate	Absentee	Early	Election	Total
Precinct 173 (Ballots Cast: 17)					
	Fire District #01, Commissioner Position 1, Vote For 1				
	Sandy Saben	11 100.00%	0 0.00%	0 0.00%	11 100.00%
	Cast Votes:	11 64.71%	0 0.00%	0 0.00%	11 64.71%
	Over Votes:	0 0.00%	0 0.00%	0 0.00%	0 0.00%
	Under Votes:	6 35.29%	0 0.00%	0 0.00%	6 35.29%
	Fire District #01, Commissioner Position 2, 4 Year Unexplred Term, Vote For 1				
	Fred Clark	11 100.00%	0 0.00%	0 0.00%	11 100.00%
	Cast Votes:	11 64.71%	0 0.00%	0 0.00%	11 64.71%
	Over Votes:	0 0.00%	0 0.00%	0 0.00%	0 0.00%
	Under Votes:	6 35.29%	0 0.00%	0 0.00%	6 35.29%
	Hospital District #1, Commissioner Position 2, Vote For 1				
	Tim Raschko	11 100.00%	0 0.00%	0 0.00%	11 100.00%
	Cast Votes:	11 64.71%	0 0.00%	0 0.00%	11 64.71%
	Over Votes:	0 0.00%	0 0.00%	0 0.00%	0 0.00%
	Under Votes:	6 35.29%	0 0.00%	0 0.00%	6 35.29%
	Hospital District #1, Commissioner Position 4, Vote For 1				
	James L. Hobbs Sr.	11 100.00%	0 0.00%	0 0.00%	11 100.00%
	Cast Votes:	11 64.71%	0 0.00%	0 0.00%	11 64.71%
	Over Votes:	0 0.00%	0 0.00%	0 0.00%	0 0.00%
	Under Votes:	6 35.29%	0 0.00%	0 0.00%	6 35.29%
	Port of Skagit County, Commissioner District 1, Vote For 1				
	Kevin Ware	12 100.00%	0 0.00%	0 0.00%	12 100.00%
	Cast Votes:	12 70.59%	0 0.00%	0 0.00%	12 70.59%
	Over Votes:	0 0.00%	0 0.00%	0 0.00%	0 0.00%
	Under Votes:	5 29.41%	0 0.00%	0 0.00%	5 29.41%
	Mount Vernon School District #320, Director District 1, Vote For 1				
	Laura Flores Cailloux	12 100.00%	0 0.00%	0 0.00%	12 100.00%
	Cast Votes:	12 70.59%	0 0.00%	0 0.00%	12 70.59%
	Over Votes:	0 0.00%	0 0.00%	0 0.00%	0 0.00%
	Under Votes:	5 29.41%	0 0.00%	0 0.00%	5 29.41%
	Mount Vernon School District #320, Director District 2, Vote For 1				
	Robert Coffey	12 100.00%	0 0.00%	0 0.00%	12 100.00%
	Cast Votes:	12 70.59%	0 0.00%	0 0.00%	12 70.59%
	Over Votes:	0 0.00%	0 0.00%	0 0.00%	0 0.00%
	Under Votes:	5 29.41%	0 0.00%	0 0.00%	5 29.41%



11/27/2007 Page 205 of 368 2:48PM

Precinct Report — Official
Skagit County, Washington — 2007 General Election — November 06, 2007

Page 167 of 329

11/27/2007 10:43 AM

Total Number of Voters : 33,455 of 59,686 = 56.05%

Precincts Reporting 118 of 118 = 100.00%

Party	Candidate	Absentee	Early	Election	Total
Precinct 173 (Ballots Cast: 17)					
Mount Vernon School District #320, Director District 3, Vote For 1					
	T.J. Larrick	12 100.00%	0 0.00%	0 0.00%	12 100.00%
	Cast Votes:	12 70.59%	0 0.00%	0 0.00%	12 70.59%
	Over Votes:	0 0.00%	0 0.00%	0 0.00%	0 0.00%
	Under Votes:	5 29.41%	0 0.00%	0 0.00%	5 29.41%



200711270115

Skagit County Auditor

Precinct Report — Official
Skagit County, Washington — 2007 General Election — November 06, 2007


Page 168 of 329

11/27/2007 10:43 AM

Total Number of Voters : 33,455 of 59,686 = 56.05%

Precincts Reporting 118 of 118 = 100.00%

Party	Candidate	Absentee	Early	Election	Total
Precinct 174 (Ballots Cast: 95)					
INITIATIVE MEASURE 960, Vote For 1					
	Yes	48 53.33%	0 0.00%	0 0.00%	48 53.33%
	No	42 46.67%	0 0.00%	0 0.00%	42 46.67%
	Cast Votes:	90 94.74%	0 0.00%	0 0.00%	90 94.74%
	Over Votes:	0 0.00%	0 0.00%	0 0.00%	0 0.00%
	Under Votes:	5 5.26%	0 0.00%	0 0.00%	5 5.26%
REFERENDUM MEASURE 67, Vote For 1					
	Approved	43 46.24%	0 0.00%	0 0.00%	43 46.24%
	Rejected	50 53.76%	0 0.00%	0 0.00%	50 53.76%
	Cast Votes:	93 97.89%	0 0.00%	0 0.00%	93 97.89%
	Over Votes:	0 0.00%	0 0.00%	0 0.00%	0 0.00%
	Under Votes:	2 2.11%	0 0.00%	0 0.00%	2 2.11%
ENGROSSED SUBSTITUTE SENATE JOINT RESOLUTION 8206, Vote For 1					
	Approved	62 69.66%	0 0.00%	0 0.00%	62 69.66%
	Rejected	27 30.34%	0 0.00%	0 0.00%	27 30.34%
	Cast Votes:	89 93.68%	0 0.00%	0 0.00%	89 93.68%
	Over Votes:	0 0.00%	0 0.00%	0 0.00%	0 0.00%
	Under Votes:	6 6.32%	0 0.00%	0 0.00%	6 6.32%
SENATE JOINT RESOLUTION 8212, Vote For 1					
	Approved	49 55.06%	0 0.00%	0 0.00%	49 55.06%
	Rejected	40 44.94%	0 0.00%	0 0.00%	40 44.94%
	Cast Votes:	89 93.68%	0 0.00%	0 0.00%	89 93.68%
	Over Votes:	0 0.00%	0 0.00%	0 0.00%	0 0.00%
	Under Votes:	6 6.32%	0 0.00%	0 0.00%	6 6.32%
ENGROSSED HOUSE JOINT RESOLUTION 4204, Vote For 1					
	Approved	45 48.39%	0 0.00%	0 0.00%	45 48.39%
	Rejected	48 51.61%	0 0.00%	0 0.00%	48 51.61%
	Cast Votes:	93 97.89%	0 0.00%	0 0.00%	93 97.89%
	Over Votes:	0 0.00%	0 0.00%	0 0.00%	0 0.00%
	Under Votes:	2 2.11%	0 0.00%	0 0.00%	2 2.11%
SUBSTITUTE HOUSE JOINT RESOLUTION 4216, Vote For 1					
	Approved	51 57.95%	0 0.00%	0 0.00%	51 57.95%
	Rejected	37 42.05%	0 0.00%	0 0.00%	37 42.05%
	Cast Votes:	88 92.63%	0 0.00%	0 0.00%	88 92.63%
	Over Votes:	0 0.00%	0 0.00%	0 0.00%	0 0.00%
	Under Votes:	7 7.37%	0 0.00%	0 0.00%	7 7.37%



11/27/2007 Page 207 of 368 2:48PM

Precinct Report — Official
Skagit County, Washington — 2007 General Election — November 06, 2007

Page 169 of 329

11/27/2007 10:43 AM

Total Number of Voters : 33,455 of 59,686 = 56.05%

Precincts Reporting 118 of 118 = 100.00%

Party	Candidate	Absentee	Early	Election	Total
Precinct 174 (Ballots Cast: 95)					
Fire District #12, Commissioner Position 1, Vote For 1					
	Greg R. John	56 100.00%	0 0.00%	0 0.00%	56 100.00%
	Cast Votes:	56 61.54%	0 0.00%	0 0.00%	56 61.54%
	Over Votes:	0 0.00%	0 0.00%	0 0.00%	0 0.00%
	Under Votes:	35 38.46%	0 0.00%	0 0.00%	35 38.46%
Fire District #13, Commissioner Position 1, Vote For 1					
	Jim Grove	4 100.00%	0 0.00%	0 0.00%	4 100.00%
	John Doyle	0 0.00%	0 0.00%	0 0.00%	0 0.00%
	Cast Votes:	4 100.00%	0 0.00%	0 0.00%	4 100.00%
	Over Votes:	0 0.00%	0 0.00%	0 0.00%	0 0.00%
	Under Votes:	0 0.00%	0 0.00%	0 0.00%	0 0.00%
Hospital District #304, Commissioner Position 3, Vote For 1					
	Gary L. Kent	46 100.00%	0 0.00%	0 0.00%	46 100.00%
	Cast Votes:	46 62.16%	0 0.00%	0 0.00%	46 62.16%
	Over Votes:	0 0.00%	0 0.00%	0 0.00%	0 0.00%
	Under Votes:	28 37.84%	0 0.00%	0 0.00%	28 37.84%
Hospital District #304, Commissioner Position 5, Vote For 1					
	Robert M. Stanley	45 100.00%	0 0.00%	0 0.00%	45 100.00%
	Cast Votes:	45 60.81%	0 0.00%	0 0.00%	45 60.81%
	Over Votes:	0 0.00%	0 0.00%	0 0.00%	0 0.00%
	Under Votes:	29 39.19%	0 0.00%	0 0.00%	29 39.19%
Port of Anacortes, Commissioner District 3, Vote For 1					
	Steve Hopley	62 100.00%	0 0.00%	0 0.00%	62 100.00%
	Cast Votes:	62 65.26%	0 0.00%	0 0.00%	62 65.26%
	Over Votes:	0 0.00%	0 0.00%	0 0.00%	0 0.00%
	Under Votes:	33 34.74%	0 0.00%	0 0.00%	33 34.74%
Port of Anacortes, Commissioner District 4, Vote For 1					
	Pat D. Mooney	58 100.00%	0 0.00%	0 0.00%	58 100.00%
	Cast Votes:	58 61.05%	0 0.00%	0 0.00%	58 61.05%
	Over Votes:	0 0.00%	0 0.00%	0 0.00%	0 0.00%
	Under Votes:	37 38.95%	0 0.00%	0 0.00%	37 38.95%
Burlington School District #100, Director District 1, Vote For 1					
	Martin H. Lopez	58 100.00%	0 0.00%	0 0.00%	58 100.00%
	Cast Votes:	58 63.74%	0 0.00%	0 0.00%	58 63.74%
	Over Votes:	0 0.00%	0 0.00%	0 0.00%	0 0.00%
	Under Votes:	33 36.26%	0 0.00%	0 0.00%	33 36.26%



200711270115

Skagit County Auditor

Precinct Report — Official
Skagit County, Washington — 2007 General Election — November 06, 2007

Page 170 of 329

11/27/2007 10:43 AM

Total Number of Voters : 33,455 of 59,686 = 56.05%

Precincts Reporting 118 of 118 = 100.00%

Party	Candidate	Absentee	Early	Election	Total
Precinct 174 (Ballots Cast: 95)					
Burlington School District #100, Director District 3, Vote For 1					
	Tim Loving	34 46.58%	0 0.00%	0 0.00%	34 46.58%
	Bill Wallace	39 53.42%	0 0.00%	0 0.00%	39 53.42%
	Cast Votes:	73 80.22%	0 0.00%	0 0.00%	73 80.22%
	Over Votes:	0 0.00%	0 0.00%	0 0.00%	0 0.00%
	Under Votes:	18 19.78%	0 0.00%	0 0.00%	18 19.78%
Burlington School District #100, Director District 4, Vote For 1					
	Liza Peth Bott	63 100.00%	0 0.00%	0 0.00%	63 100.00%
	Cast Votes:	63 69.23%	0 0.00%	0 0.00%	63 69.23%
	Over Votes:	0 0.00%	0 0.00%	0 0.00%	0 0.00%
	Under Votes:	28 30.77%	0 0.00%	0 0.00%	28 30.77%
LaConner School District #311, Director District 1, Vote For 1					
	Gretchen McCauley	3 100.00%	0 0.00%	0 0.00%	3 100.00%
	Cast Votes:	3 75.00%	0 0.00%	0 0.00%	3 75.00%
	Over Votes:	0 0.00%	0 0.00%	0 0.00%	0 0.00%
	Under Votes:	1 25.00%	0 0.00%	0 0.00%	1 25.00%
LaConner School District #311, Director District 2, Vote For 1					
	Janie Beasley	3 100.00%	0 0.00%	0 0.00%	3 100.00%
	Cast Votes:	3 75.00%	0 0.00%	0 0.00%	3 75.00%
	Over Votes:	0 0.00%	0 0.00%	0 0.00%	0 0.00%
	Under Votes:	1 25.00%	0 0.00%	0 0.00%	1 25.00%
LaConner School District #311, Director District 4, Vote For 1					
	Rick Thompson	3 100.00%	0 0.00%	0 0.00%	3 100.00%
	Cast Votes:	3 75.00%	0 0.00%	0 0.00%	3 75.00%
	Over Votes:	0 0.00%	0 0.00%	0 0.00%	0 0.00%
	Under Votes:	1 25.00%	0 0.00%	0 0.00%	1 25.00%



200711270115
 Skagit County Auditor

Precinct Report — Official
Skagit County, Washington — 2007 General Election — November 06, 2007

Page 171 of 329

11/27/2007 10:43 AM

Total Number of Voters : 33,455 of 59,686 = 56.05%

Precincts Reporting 118 of 118 = 100.00%

Party	Candidate	Absentee	Early	Election	Total
-------	-----------	----------	-------	----------	-------

Precinct 176 (Ballots Cast: 67)

INITIATIVE MEASURE 960, Vote For 1									
	Yes	37	57.81%	0	0.00%	0	0.00%	37	57.81%
	No	27	42.19%	0	0.00%	0	0.00%	27	42.19%
	Cast Votes:	64	95.52%	0	0.00%	0	0.00%	64	95.52%
	Over Votes:	0	0.00%	0	0.00%	0	0.00%	0	0.00%
	Under Votes:	3	4.48%	0	0.00%	0	0.00%	3	4.48%
REFERENDUM MEASURE 67, Vote For 1									
	Approved	39	58.21%	0	0.00%	0	0.00%	39	58.21%
	Rejected	28	41.79%	0	0.00%	0	0.00%	28	41.79%
	Cast Votes:	67	100.00%	0	0.00%	0	0.00%	67	100.00%
	Over Votes:	0	0.00%	0	0.00%	0	0.00%	0	0.00%
	Under Votes:	0	0.00%	0	0.00%	0	0.00%	0	0.00%
ENGROSSED SUBSTITUTE SENATE JOINT RESOLUTION 8206, Vote For 1									
	Approved	45	69.23%	0	0.00%	0	0.00%	45	69.23%
	Rejected	20	30.77%	0	0.00%	0	0.00%	20	30.77%
	Cast Votes:	65	97.01%	0	0.00%	0	0.00%	65	97.01%
	Over Votes:	0	0.00%	0	0.00%	0	0.00%	0	0.00%
	Under Votes:	2	2.99%	0	0.00%	0	0.00%	2	2.99%
SENATE JOINT RESOLUTION 8212, Vote For 1									
	Approved	36	56.25%	0	0.00%	0	0.00%	36	56.25%
	Rejected	28	43.75%	0	0.00%	0	0.00%	28	43.75%
	Cast Votes:	64	95.52%	0	0.00%	0	0.00%	64	95.52%
	Over Votes:	0	0.00%	0	0.00%	0	0.00%	0	0.00%
	Under Votes:	3	4.48%	0	0.00%	0	0.00%	3	4.48%
ENGROSSED HOUSE JOINT RESOLUTION 4204, Vote For 1									
	Approved	22	32.84%	0	0.00%	0	0.00%	22	32.84%
	Rejected	45	67.16%	0	0.00%	0	0.00%	45	67.16%
	Cast Votes:	67	100.00%	0	0.00%	0	0.00%	67	100.00%
	Over Votes:	0	0.00%	0	0.00%	0	0.00%	0	0.00%
	Under Votes:	0	0.00%	0	0.00%	0	0.00%	0	0.00%
SUBSTITUTE HOUSE JOINT RESOLUTION 4215, Vote For 1									
	Approved	31	46.97%	0	0.00%	0	0.00%	31	46.97%
	Rejected	35	53.03%	0	0.00%	0	0.00%	35	53.03%
	Cast Votes:	66	98.51%	0	0.00%	0	0.00%	66	98.51%
	Over Votes:	0	0.00%	0	0.00%	0	0.00%	0	0.00%
	Under Votes:	1	1.49%	0	0.00%	0	0.00%	1	1.49%



200711270115
 Skagit County Auditor
 11/27/2007 Page 210 of 368 2:48PM

Precinct Report — Official
Skagit County, Washington — 2007 General Election — November 06, 2007

Page 172 of 329

11/27/2007 10:43 AM

Total Number of Voters : 33,455 of 59,686 = 56.05%

Precincts Reporting 118 of 118 = 100.00%

Party	Candidate	Absentee	Early	Election	Total
Precinct 176 (Ballots Cast: 67)					
	Cemetery District 1, Commissioner Position 2, Vote For 1				
	John F. Hastings	11 100.00%	0 0.00%	0 0.00%	11 100.00%
	Cast Votes:	11 73.33%	0 0.00%	0 0.00%	11 73.33%
	Over Votes:	0 0.00%	0 0.00%	0 0.00%	0 0.00%
	Under Votes:	4 26.67%	0 0.00%	0 0.00%	4 26.67%
	Fire District #02, Commllsioner Position 1, Vote For 1				
	Ken Anderson	46 100.00%	0 0.00%	0 0.00%	46 100.00%
	Cast Votes:	46 68.66%	0 0.00%	0 0.00%	46 68.66%
	Over Votes:	0 0.00%	0 0.00%	0 0.00%	0 0.00%
	Under Votes:	21 31.34%	0 0.00%	0 0.00%	21 31.34%
	Hospital District #304, Commissioner Position 3, Vote For 1				
	Gary L. Kenf	25 100.00%	0 0.00%	0 0.00%	25 100.00%
	Cast Votes:	25 62.50%	0 0.00%	0 0.00%	25 62.50%
	Over Votes:	0 0.00%	0 0.00%	0 0.00%	0 0.00%
	Under Votes:	15 37.50%	0 0.00%	0 0.00%	15 37.50%
	Hospital District #304, Commissioner Position 5, Vote For 1				
	Robert M. Stanley	25 100.00%	0 0.00%	0 0.00%	25 100.00%
	Cast Votes:	25 62.50%	0 0.00%	0 0.00%	25 62.50%
	Over Votes:	0 0.00%	0 0.00%	0 0.00%	0 0.00%
	Under Votes:	15 37.50%	0 0.00%	0 0.00%	15 37.50%
	Port of Anacortes, Commissioner District 3, Vote For 1				
	Steve Hopley	14 100.00%	0 0.00%	0 0.00%	14 100.00%
	Cast Votes:	14 73.68%	0 0.00%	0 0.00%	14 73.68%
	Over Votes:	0 0.00%	0 0.00%	0 0.00%	0 0.00%
	Under Votes:	5 26.32%	0 0.00%	0 0.00%	5 26.32%
	Port of Anacortes, Commissioner District 4, Vote For 1				
	Pat D. Mooney	14 100.00%	0 0.00%	0 0.00%	14 100.00%
	Cast Votes:	14 73.68%	0 0.00%	0 0.00%	14 73.68%
	Over Votes:	0 0.00%	0 0.00%	0 0.00%	0 0.00%
	Under Votes:	5 26.32%	0 0.00%	0 0.00%	5 26.32%
	Port of Skagit County, Commissioner Distrct 1, Vote For 1				
	Kevin Ware	33 100.00%	0 0.00%	0 0.00%	33 100.00%
	Cast Votes:	33 68.75%	0 0.00%	0 0.00%	33 68.75%
	Over Votes:	0 0.00%	0 0.00%	0 0.00%	0 0.00%
	Under Votes:	15 31.25%	0 0.00%	0 0.00%	15 31.25%



200711270115
 Skagit County Auditor

11/27/2007 Page 211 of 368 2:48PM

Precinct Report — Official
Skagit County, Washington — 2007 General Election — November 06, 2007

Page 173 of 329

11/27/2007 10:43 AM

Total Number of Voters : 33,455 of 59,686 = 56.05%

Precincts Reporting 118 of 118 = 100.00%

Party	Candidate	Absentee	Early	Election	Total
Precinct 176 (Ballots Cast: 67)					
	Mount Vernon School District #320, Director District 1, Vote For 1				
	Laura Flores Cailloux	47 100.00%	0 0.00%	0 0.00%	47 100.00%
	Cast Votes:	47 70.15%	0 0.00%	0 0.00%	47 70.15%
	Over Votes:	0 0.00%	0 0.00%	0 0.00%	0 0.00%
	Under Votes:	20 29.85%	0 0.00%	0 0.00%	20 29.85%
	Mount Vernon School District #320, Director District 2, Vote For 1				
	Robert Coffey	45 100.00%	0 0.00%	0 0.00%	45 100.00%
	Cast Votes:	45 67.16%	0 0.00%	0 0.00%	45 67.16%
	Over Votes:	0 0.00%	0 0.00%	0 0.00%	0 0.00%
	Under Votes:	22 32.84%	0 0.00%	0 0.00%	22 32.84%
	Mount Vernon School District #320, Director District 3, Vote For 1				
	T.J. Larrick	45 100.00%	0 0.00%	0 0.00%	45 100.00%
	Cast Votes:	45 67.16%	0 0.00%	0 0.00%	45 67.16%
	Over Votes:	0 0.00%	0 0.00%	0 0.00%	0 0.00%
	Under Votes:	22 32.84%	0 0.00%	0 0.00%	22 32.84%



200711270115
 Skagit County Auditor

Precinct Report — Official
Skagit County, Washington — 2007 General Election — November 06, 2007

Page 174 of 329

11/27/2007 10:43 AM

Total Number of Voters : 33,455 of 59,686 = 56.05%

Precincts Reporting 118 of 118 = 100.00%

Party	Candidate	Absentee	Early	Election	Total
Precinct 201 (Ballots Cast: 314)					
INITIATIVE MEASURE 960, Vote For 1					
	Yes	139 46.49%	0 0.00%	0 0.00%	139 46.49%
	No	160 53.51%	0 0.00%	0 0.00%	160 53.51%
	Cast Votes:	299 95.22%	0 0.00%	0 0.00%	299 95.22%
	Over Votes:	0 0.00%	0 0.00%	0 0.00%	0 0.00%
	Under Votes:	15 4.78%	0 0.00%	0 0.00%	15 4.78%
REFERENDUM MEASURE 67, Vote For 1					
	Approved	196 64.47%	0 0.00%	0 0.00%	196 64.47%
	Rejected	108 35.53%	0 0.00%	0 0.00%	108 35.53%
	Cast Votes:	304 96.82%	0 0.00%	0 0.00%	304 96.82%
	Over Votes:	0 0.00%	0 0.00%	0 0.00%	0 0.00%
	Under Votes:	10 3.18%	0 0.00%	0 0.00%	10 3.18%
ENGROSSED SUBSTITUTE SENATE JOINT RESOLUTION 8206, Vote For 1					
	Approved	199 67.46%	0 0.00%	0 0.00%	199 67.46%
	Rejected	96 32.54%	0 0.00%	0 0.00%	96 32.54%
	Cast Votes:	295 93.95%	0 0.00%	0 0.00%	295 93.95%
	Over Votes:	0 0.00%	0 0.00%	0 0.00%	0 0.00%
	Under Votes:	19 6.05%	0 0.00%	0 0.00%	19 6.05%
SENATE JOINT RESOLUTION 8212, Vote For 1					
	Approved	172 59.72%	0 0.00%	0 0.00%	172 59.72%
	Rejected	116 40.28%	0 0.00%	0 0.00%	116 40.28%
	Cast Votes:	288 91.72%	0 0.00%	0 0.00%	288 91.72%
	Over Votes:	0 0.00%	0 0.00%	0 0.00%	0 0.00%
	Under Votes:	26 8.28%	0 0.00%	0 0.00%	26 8.28%
ENGROSSED HOUSE JOINT RESOLUTION 4204, Vote For 1					
	Approved	144 46.60%	0 0.00%	0 0.00%	144 46.60%
	Rejected	165 53.40%	0 0.00%	0 0.00%	165 53.40%
	Cast Votes:	309 98.41%	0 0.00%	0 0.00%	309 98.41%
	Over Votes:	0 0.00%	0 0.00%	0 0.00%	0 0.00%
	Under Votes:	5 1.59%	0 0.00%	0 0.00%	5 1.59%
SUBSTITUTE HOUSE JOINT RESOLUTION 4215, Vote For 1					
	Approved	146 49.66%	0 0.00%	0 0.00%	146 49.66%
	Rejected	148 50.34%	0 0.00%	0 0.00%	148 50.34%
	Cast Votes:	294 93.63%	0 0.00%	0 0.00%	294 93.63%
	Over Votes:	0 0.00%	0 0.00%	0 0.00%	0 0.00%
	Under Votes:	20 6.37%	0 0.00%	0 0.00%	20 6.37%



200711270115
 Skagit County Auditor

Precinct Report — Official
Skagit County, Washington — 2007 General Election — November 06, 2007

Page 175 of 329

11/27/2007 10:43 AM

Total Number of Voters : 33,455 of 59,686 = 56.05%

Precincts Reporting 118 of 118 = 100.00%

Party	Candidate	Absentee	Early	Election	Total
Precinct 201 (Ballots Cast: 314)					
City of Anacortes, Council Ward 1, Vote For 1					
	Tanna Baker	129 43.88%	0 0.00%	0 0.00%	129 43.88%
	Nick J. Petrish	165 56.12%	0 0.00%	0 0.00%	165 56.12%
	Cast Votes:	294 93.63%	0 0.00%	0 0.00%	294 93.63%
	Over Votes:	0 0.00%	0 0.00%	0 0.00%	0 0.00%
	Under Votes:	20 6.37%	0 0.00%	0 0.00%	20 6.37%
Fidalgo Park And Recreation District, Commissioner Position 1, Vote For 1					
	Bob Linder	211 100.00%	0 0.00%	0 0.00%	211 100.00%
	Cast Votes:	211 67.20%	0 0.00%	0 0.00%	211 67.20%
	Over Votes:	0 0.00%	0 0.00%	0 0.00%	0 0.00%
	Under Votes:	103 32.80%	0 0.00%	0 0.00%	103 32.80%
Fidalgo Park And Recreation District, Commissioner Position 4, Vote For 1					
	Kim Jenssen	210 100.00%	0 0.00%	0 0.00%	210 100.00%
	Cast Votes:	210 66.88%	0 0.00%	0 0.00%	210 66.88%
	Over Votes:	0 0.00%	0 0.00%	0 0.00%	0 0.00%
	Under Votes:	104 33.12%	0 0.00%	0 0.00%	104 33.12%
Hospital District #2, Commissioner Position 4, Vote For 1					
	Laurie M. Gere	249 100.00%	0 0.00%	0 0.00%	249 100.00%
	Cast Votes:	249 79.30%	0 0.00%	0 0.00%	249 79.30%
	Over Votes:	0 0.00%	0 0.00%	0 0.00%	0 0.00%
	Under Votes:	65 20.70%	0 0.00%	0 0.00%	65 20.70%
Hospital District #2, Commissioner Position 5, Vote For 1					
	Boyd Q. Veer	151 53.93%	0 0.00%	0 0.00%	151 53.93%
	Chip Bogosian	129 46.07%	0 0.00%	0 0.00%	129 46.07%
	Cast Votes:	280 89.17%	0 0.00%	0 0.00%	280 89.17%
	Over Votes:	0 0.00%	0 0.00%	0 0.00%	0 0.00%
	Under Votes:	34 10.83%	0 0.00%	0 0.00%	34 10.83%
Port of Anacortes, Commissioner District 3, Vote For 1					
	Steve Hopley	199 100.00%	0 0.00%	0 0.00%	199 100.00%
	Cast Votes:	199 63.38%	0 0.00%	0 0.00%	199 63.38%
	Over Votes:	0 0.00%	0 0.00%	0 0.00%	0 0.00%
	Under Votes:	115 36.62%	0 0.00%	0 0.00%	115 36.62%



200711270115
 Skagit County Auditor

11/27/2007 Page 214 of 368 2:48PM

Precinct Report — Official
Skagit County, Washington — 2007 General Election — November 06, 2007

Page 176 of 329

11/27/2007 10:43 AM

Total Number of Voters : 33,455 of 59,686 = 56.05%

Precincts Reporting 118 of 118 = 100.00%

Party	Candidate	Absentee	Early	Election	Total
-------	-----------	----------	-------	----------	-------

Precinct 201 (Ballots Cast: 314)

Port of Anacortes, Commissioner District 4, Vote For 1									
	Pat D. Mooney	205	100.00%	0	0.00%	0	0.00%	205	100.00%
	Cast Votes:	205	65.29%	0	0.00%	0	0.00%	205	65.29%
	Over Votes:	0	0.00%	0	0.00%	0	0.00%	0	0.00%
	Under Votes:	109	34.71%	0	0.00%	0	0.00%	109	34.71%
Anacortes School District #103, Director Position 3, Vote For 1									
	Jeannette L. Papadakis	201	100.00%	0	0.00%	0	0.00%	201	100.00%
	Cast Votes:	201	64.01%	0	0.00%	0	0.00%	201	64.01%
	Over Votes:	0	0.00%	0	0.00%	0	0.00%	0	0.00%
	Under Votes:	113	35.99%	0	0.00%	0	0.00%	113	35.99%
Anacortes School District #103, Director Position 4, Vote For 1									
	Carol Pyke	208	100.00%	0	0.00%	0	0.00%	208	100.00%
	Cast Votes:	208	66.24%	0	0.00%	0	0.00%	208	66.24%
	Over Votes:	0	0.00%	0	0.00%	0	0.00%	0	0.00%
	Under Votes:	106	33.76%	0	0.00%	0	0.00%	106	33.76%
Anacortes School District #103, Director Position 5, Vote For 1									
	Chris V. Anderson	206	100.00%	0	0.00%	0	0.00%	206	100.00%
	Cast Votes:	206	65.61%	0	0.00%	0	0.00%	206	65.61%
	Over Votes:	0	0.00%	0	0.00%	0	0.00%	0	0.00%
	Under Votes:	108	34.39%	0	0.00%	0	0.00%	108	34.39%



200711270115
 Skagit County Auditor

Precinct Report — Official
Skagit County, Washington — 2007 General Election — November 06, 2007

Page 177 of 329

11/27/2007 10:43 AM

Total Number of Voters : 33,455 of 59,686 = 56.05%

Precincts Reporting 118 of 118 = 100.00%

Party	Candidate	Absentee	Early	Election	Total
Precinct 204 (Ballots Cast: 285)					
INITIATIVE MEASURE 960, Vote For 1					
	Yes	130 47.62%	0 0.00%	0 0.00%	130 47.62%
	No	143 52.38%	0 0.00%	0 0.00%	143 52.38%
	Cast Votes:	273 95.79%	0 0.00%	0 0.00%	273 95.79%
	Over Votes:	0 0.00%	0 0.00%	0 0.00%	0 0.00%
	Under Votes:	12 4.21%	0 0.00%	0 0.00%	12 4.21%
REFERENDUM MEASURE 67, Vote For 1					
	Approved	173 61.57%	0 0.00%	0 0.00%	173 61.57%
	Rejected	108 38.43%	0 0.00%	0 0.00%	108 38.43%
	Cast Votes:	281 98.60%	0 0.00%	0 0.00%	281 98.60%
	Over Votes:	0 0.00%	0 0.00%	0 0.00%	0 0.00%
	Under Votes:	4 1.40%	0 0.00%	0 0.00%	4 1.40%
ENGROSSED SUBSTITUTE SENATE JOINT RESOLUTION 8206, Vote For 1					
	Approved	185 70.34%	0 0.00%	0 0.00%	185 70.34%
	Rejected	78 29.66%	0 0.00%	0 0.00%	78 29.66%
	Cast Votes:	263 92.28%	0 0.00%	0 0.00%	263 92.28%
	Over Votes:	0 0.00%	0 0.00%	0 0.00%	0 0.00%
	Under Votes:	22 7.72%	0 0.00%	0 0.00%	22 7.72%
SENATE JOINT RESOLUTION 8212, Vote For 1					
	Approved	151 56.98%	0 0.00%	0 0.00%	151 56.98%
	Rejected	114 43.02%	0 0.00%	0 0.00%	114 43.02%
	Cast Votes:	265 92.98%	0 0.00%	0 0.00%	265 92.98%
	Over Votes:	0 0.00%	0 0.00%	0 0.00%	0 0.00%
	Under Votes:	20 7.02%	0 0.00%	0 0.00%	20 7.02%
ENGROSSED HOUSE JOINT RESOLUTION 4204, Vote For 1					
	Approved	131 47.64%	0 0.00%	0 0.00%	131 47.64%
	Rejected	144 52.36%	0 0.00%	0 0.00%	144 52.36%
	Cast Votes:	275 96.49%	0 0.00%	0 0.00%	275 96.49%
	Over Votes:	0 0.00%	0 0.00%	0 0.00%	0 0.00%
	Under Votes:	10 3.51%	0 0.00%	0 0.00%	10 3.51%
SUBSTITUTE HOUSE JOINT RESOLUTION 4215, Vote For 1					
	Approved	131 49.25%	0 0.00%	0 0.00%	131 49.25%
	Rejected	135 50.75%	0 0.00%	0 0.00%	135 50.75%
	Cast Votes:	266 93.33%	0 0.00%	0 0.00%	266 93.33%
	Over Votes:	0 0.00%	0 0.00%	0 0.00%	0 0.00%
	Under Votes:	19 6.67%	0 0.00%	0 0.00%	19 6.67%



200711270115
 Skagit County Auditor

Precinct Report — Official
Skagit County, Washington — 2007 General Election — November 06, 2007


Page 178 of 329

11/27/2007 10:43 AM

Total Number of Voters : 33,455 of 59,686 = 56.05%

Precincts Reporting 118 of 118 = 100.00%

Party	Candidate	Absentee	Early	Election	Total
Precinct 204 (Ballots Cast: 285)					
City of Anacortes, Council Ward 1, Vote For 1					
	Tanna Baker	134 53.39%	0 0.00%	0 0.00%	134 53.39%
	Nick J. Petrish	117 46.61%	0 0.00%	0 0.00%	117 46.61%
	Cast Votes:	251 88.07%	0 0.00%	0 0.00%	251 88.07%
	Over Votes:	2 0.70%	0 0.00%	0 0.00%	2 0.70%
	Under Votes:	32 11.23%	0 0.00%	0 0.00%	32 11.23%
Fidalgo Park And Recreation District, Commissioner Position 1, Vote For 1					
	Bob Linder	202 100.00%	0 0.00%	0 0.00%	202 100.00%
	Cast Votes:	202 70.88%	0 0.00%	0 0.00%	202 70.88%
	Over Votes:	0 0.00%	0 0.00%	0 0.00%	0 0.00%
	Under Votes:	83 29.12%	0 0.00%	0 0.00%	83 29.12%
Fidalgo Park And Recreation District, Commissioner Position 4, Vote For 1					
	Kim Jenssen	203 100.00%	0 0.00%	0 0.00%	203 100.00%
	Cast Votes:	203 71.23%	0 0.00%	0 0.00%	203 71.23%
	Over Votes:	0 0.00%	0 0.00%	0 0.00%	0 0.00%
	Under Votes:	82 28.77%	0 0.00%	0 0.00%	82 28.77%
Hospital District #2, Commissioner Position 4, Vote For 1					
	Laurie M. Gere	216 100.00%	0 0.00%	0 0.00%	216 100.00%
	Cast Votes:	216 75.79%	0 0.00%	0 0.00%	216 75.79%
	Over Votes:	0 0.00%	0 0.00%	0 0.00%	0 0.00%
	Under Votes:	69 24.21%	0 0.00%	0 0.00%	69 24.21%
Hospital District #2, Commissioner Position 5, Vote For 1					
	Boyd Q. Veer	117 49.37%	0 0.00%	0 0.00%	117 49.37%
	Chip Bogosian	120 50.63%	0 0.00%	0 0.00%	120 50.63%
	Cast Votes:	237 83.16%	0 0.00%	0 0.00%	237 83.16%
	Over Votes:	0 0.00%	0 0.00%	0 0.00%	0 0.00%
	Under Votes:	48 16.84%	0 0.00%	0 0.00%	48 16.84%
Port of Anacortes, Commissioner District 3, Vote For 1					
	Steve Hopley	182 100.00%	0 0.00%	0 0.00%	182 100.00%
	Cast Votes:	182 63.86%	0 0.00%	0 0.00%	182 63.86%
	Over Votes:	0 0.00%	0 0.00%	0 0.00%	0 0.00%
	Under Votes:	103 36.14%	0 0.00%	0 0.00%	103 36.14%



11/27/2007 Page 217 of 368 2:48PM

Precinct Report — Official
Skagit County, Washington — 2007 General Election — November 06, 2007

Page 179 of 329

11/27/2007 10:43 AM

Total Number of Voters : 33,455 of 59,686 = 56.05%

Precincts Reporting 118 of 118 = 100.00%

Party	Candidate	Absentee	Early	Election	Total
Precinct 204 (Ballots Cast: 285)					
Port of Anacortes, Commissioner District 4, Vote For 1					
	Pat D. Mooney	190 100.00%	0 0.00%	0 0.00%	190 100.00%
	Cast Votes:	190 66.67%	0 0.00%	0 0.00%	190 66.67%
	Over Votes:	0 0.00%	0 0.00%	0 0.00%	0 0.00%
	Under Votes:	95 33.33%	0 0.00%	0 0.00%	95 33.33%
Anacortes School District #103, Director Position 3, Vote For 1					
	Jeannette L. Papadakis	193 100.00%	0 0.00%	0 0.00%	193 100.00%
	Cast Votes:	193 67.72%	0 0.00%	0 0.00%	193 67.72%
	Over Votes:	0 0.00%	0 0.00%	0 0.00%	0 0.00%
	Under Votes:	92 32.28%	0 0.00%	0 0.00%	92 32.28%
Anacortes School District #103, Director Position 4, Vote For 1					
	Carol Pyke	199 100.00%	0 0.00%	0 0.00%	199 100.00%
	Cast Votes:	199 69.82%	0 0.00%	0 0.00%	199 69.82%
	Over Votes:	0 0.00%	0 0.00%	0 0.00%	0 0.00%
	Under Votes:	86 30.18%	0 0.00%	0 0.00%	86 30.18%
Anacortes School District #103, Director Position 5, Vote For 1					
	Chris V. Anderson	197 100.00%	0 0.00%	0 0.00%	197 100.00%
	Cast Votes:	197 69.12%	0 0.00%	0 0.00%	197 69.12%
	Over Votes:	0 0.00%	0 0.00%	0 0.00%	0 0.00%
	Under Votes:	88 30.88%	0 0.00%	0 0.00%	88 30.88%



200711270115
 Skagit County Auditor

Precinct Report — Official
Skagit County, Washington — 2007 General Election — November 06, 2007


Page 180 of 329

11/27/2007 10:43 AM

Total Number of Voters : 33,455 of 59,686 = 56.05%

Precincts Reporting 118 of 118 = 100.00%

Party	Candidate	Absentee	Early	Election	Total
Precinct 205 (Ballots Cast: 6)					
INITIATIVE MEASURE 960, Vote For 1					
	Yes	4 66.67%	0 0.00%	0 0.00%	4 66.67%
	No	2 33.33%	0 0.00%	0 0.00%	2 33.33%
	Cast Votes:	6 100.00%	0 0.00%	0 0.00%	6 100.00%
	Over Votes:	0 0.00%	0 0.00%	0 0.00%	0 0.00%
	Under Votes:	0 0.00%	0 0.00%	0 0.00%	0 0.00%
REFERENDUM MEASURE 67, Vote For 1					
	Approved	3 50.00%	0 0.00%	0 0.00%	3 50.00%
	Rejected	3 50.00%	0 0.00%	0 0.00%	3 50.00%
	Cast Votes:	6 100.00%	0 0.00%	0 0.00%	6 100.00%
	Over Votes:	0 0.00%	0 0.00%	0 0.00%	0 0.00%
	Under Votes:	0 0.00%	0 0.00%	0 0.00%	0 0.00%
ENGROSSED SUBSTITUTE SENATE JOINT RESOLUTION 8206, Vote For 1					
	Approved	3 50.00%	0 0.00%	0 0.00%	3 50.00%
	Rejected	3 50.00%	0 0.00%	0 0.00%	3 50.00%
	Cast Votes:	6 100.00%	0 0.00%	0 0.00%	6 100.00%
	Over Votes:	0 0.00%	0 0.00%	0 0.00%	0 0.00%
	Under Votes:	0 0.00%	0 0.00%	0 0.00%	0 0.00%
SENATE JOINT RESOLUTION 8212, Vote For 1					
	Approved	1 16.67%	0 0.00%	0 0.00%	1 16.67%
	Rejected	5 83.33%	0 0.00%	0 0.00%	5 83.33%
	Cast Votes:	6 100.00%	0 0.00%	0 0.00%	6 100.00%
	Over Votes:	0 0.00%	0 0.00%	0 0.00%	0 0.00%
	Under Votes:	0 0.00%	0 0.00%	0 0.00%	0 0.00%
ENGROSSED HOUSE JOINT RESOLUTION 4204, Vote For 1					
	Approved	1 16.67%	0 0.00%	0 0.00%	1 16.67%
	Rejected	5 83.33%	0 0.00%	0 0.00%	5 83.33%
	Cast Votes:	6 100.00%	0 0.00%	0 0.00%	6 100.00%
	Over Votes:	0 0.00%	0 0.00%	0 0.00%	0 0.00%
	Under Votes:	0 0.00%	0 0.00%	0 0.00%	0 0.00%
SUBSTITUTE HOUSE JOINT RESOLUTION 4215, Vote For 1					
	Approved	0 0.00%	0 0.00%	0 0.00%	0 0.00%
	Rejected	4 100.00%	0 0.00%	0 0.00%	4 100.00%
	Cast Votes:	4 66.67%	0 0.00%	0 0.00%	4 66.67%
	Over Votes:	0 0.00%	0 0.00%	0 0.00%	0 0.00%
	Under Votes:	2 33.33%	0 0.00%	0 0.00%	2 33.33%



200711270115
 Skagit County Auditor

11/27/2007 Page 219 of 368 2:48PM

Precinct Report — Official
Skagit County, Washington — 2007 General Election — November 06, 2007

Page 181 of 329

11/27/2007 10:43 AM

Total Number of Voters : 33,455 of 59,686 = 56.05%

Precincts Reporting 118 of 118 = 100.00%

Party	Candidate	Absentee	Early	Election	Total
Precinct 205 (Ballots Cast: 6)					
City of Anacortes, Council Ward 2, Vote For 1					
	Brad Adams	5 100.00%	0 0.00%	0 0.00%	5 100.00%
	Cast Votes:	5 83.33%	0 0.00%	0 0.00%	5 83.33%
	Over Votes:	0 0.00%	0 0.00%	0 0.00%	0 0.00%
	Under Votes:	1 16.67%	0 0.00%	0 0.00%	1 16.67%
Fidalgo Park And Recreation District, Commissioner Position 1, Vote For 1					
	Bob Linder	5 100.00%	0 0.00%	0 0.00%	5 100.00%
	Cast Votes:	5 83.33%	0 0.00%	0 0.00%	5 83.33%
	Over Votes:	0 0.00%	0 0.00%	0 0.00%	0 0.00%
	Under Votes:	1 16.67%	0 0.00%	0 0.00%	1 16.67%
Fidalgo Park And Recreation District, Commissioner Position 4, Vote For 1					
	Kim Jenssen	5 100.00%	0 0.00%	0 0.00%	5 100.00%
	Cast Votes:	5 83.33%	0 0.00%	0 0.00%	5 83.33%
	Over Votes:	0 0.00%	0 0.00%	0 0.00%	0 0.00%
	Under Votes:	1 16.67%	0 0.00%	0 0.00%	1 16.67%
Hospital District #2, Commissioner Position 4, Vote For 1					
	Laurie M. Gere	5 100.00%	0 0.00%	0 0.00%	5 100.00%
	Cast Votes:	5 83.33%	0 0.00%	0 0.00%	5 83.33%
	Over Votes:	0 0.00%	0 0.00%	0 0.00%	0 0.00%
	Under Votes:	1 16.67%	0 0.00%	0 0.00%	1 16.67%
Hospital District #2, Commissioner Position 5, Vote For 1					
	Boyd Q. Veer	5 83.33%	0 0.00%	0 0.00%	5 83.33%
	Chip Bogosian	1 16.67%	0 0.00%	0 0.00%	1 16.67%
	Cast Votes:	6 100.00%	0 0.00%	0 0.00%	6 100.00%
	Over Votes:	0 0.00%	0 0.00%	0 0.00%	0 0.00%
	Under Votes:	0 0.00%	0 0.00%	0 0.00%	0 0.00%
Port of Anacortes, Commissioner District 3, Vote For 1					
	Steve Hopley	5 100.00%	0 0.00%	0 0.00%	5 100.00%
	Cast Votes:	5 83.33%	0 0.00%	0 0.00%	5 83.33%
	Over Votes:	0 0.00%	0 0.00%	0 0.00%	0 0.00%
	Under Votes:	1 16.67%	0 0.00%	0 0.00%	1 16.67%
Port of Anacortes, Commissioner District 4, Vote For 1					
	Pat D. Mooney	4 100.00%	0 0.00%	0 0.00%	4 100.00%
	Cast Votes:	4 66.67%	0 0.00%	0 0.00%	4 66.67%
	Over Votes:	0 0.00%	0 0.00%	0 0.00%	0 0.00%
	Under Votes:	2 33.33%	0 0.00%	0 0.00%	2 33.33%



200711270115
 Skagit County Auditor

Precinct Report — Official
Skagit County, Washington — 2007 General Election — November 06, 2007

Page 182 of 329

11/27/2007 10:43 AM

Total Number of Voters : 33,455 of 59,686 = 56.05%

Precincts Reporting 118 of 118 = 100.00%

Party	Candidate	Absentee	Early	Election	Total
Precinct 205 (Ballots Cast: 6)					
Anacortes School District #103, Director Position 3, Vote For 1					
	Jeannette L. Papadakis	5 100.00%	0 0.00%	0 0.00%	5 100.00%
	Cast Votes:	5 83.33%	0 0.00%	0 0.00%	5 83.33%
	Over Votes:	0 0.00%	0 0.00%	0 0.00%	0 0.00%
	Under Votes:	1 16.67%	0 0.00%	0 0.00%	1 16.67%
Anacortes School District #103, Director Position 4, Vote For 1					
	Carol Pyke	5 100.00%	0 0.00%	0 0.00%	5 100.00%
	Cast Votes:	5 83.33%	0 0.00%	0 0.00%	5 83.33%
	Over Votes:	0 0.00%	0 0.00%	0 0.00%	0 0.00%
	Under Votes:	1 16.67%	0 0.00%	0 0.00%	1 16.67%
Anacortes School District #103, Director Position 5, Vote For 1					
	Chris V. Anderson	5 100.00%	0 0.00%	0 0.00%	5 100.00%
	Cast Votes:	5 83.33%	0 0.00%	0 0.00%	5 83.33%
	Over Votes:	0 0.00%	0 0.00%	0 0.00%	0 0.00%
	Under Votes:	1 16.67%	0 0.00%	0 0.00%	1 16.67%



Precinct Report — Official
Skagit County, Washington — 2007 General Election — November 06, 2007

Page 183 of 329

11/27/2007 10:43 AM

Total Number of Voters : 33,455 of 59,686 = 56.05%

Precincts Reporting 118 of 118 = 100.00%

Party	Candidate	Absentee	Early	Election	Total
Precinct 206 (Ballots Cast: 367)					
INITIATIVE MEASURE 960, Vote For 1					
	Yes	181 51.13%	0 0.00%	0 0.00%	181 51.13%
	No	173 48.87%	0 0.00%	0 0.00%	173 48.87%
	Cast Votes:	354 96.46%	0 0.00%	0 0.00%	354 96.46%
	Over Votes:	0 0.00%	0 0.00%	0 0.00%	0 0.00%
	Under Votes:	13 3.54%	0 0.00%	0 0.00%	13 3.54%
REFERENDUM MEASURE 67, Vote For 1					
	Approved	179 50.00%	0 0.00%	0 0.00%	179 50.00%
	Rejected	179 50.00%	0 0.00%	0 0.00%	179 50.00%
	Cast Votes:	358 97.55%	0 0.00%	0 0.00%	358 97.55%
	Over Votes:	0 0.00%	0 0.00%	0 0.00%	0 0.00%
	Under Votes:	9 2.45%	0 0.00%	0 0.00%	9 2.45%
ENGROSSED SUBSTITUTE SENATE JOINT RESOLUTION 8206, Vote For 1					
	Approved	226 66.67%	0 0.00%	0 0.00%	226 66.67%
	Rejected	113 33.33%	0 0.00%	0 0.00%	113 33.33%
	Cast Votes:	339 92.37%	0 0.00%	0 0.00%	339 92.37%
	Over Votes:	0 0.00%	0 0.00%	0 0.00%	0 0.00%
	Under Votes:	28 7.63%	0 0.00%	0 0.00%	28 7.63%
SENATE JOINT RESOLUTION 8212, Vote For 1					
	Approved	209 60.58%	0 0.00%	0 0.00%	209 60.58%
	Rejected	136 39.42%	0 0.00%	0 0.00%	136 39.42%
	Cast Votes:	345 94.01%	0 0.00%	0 0.00%	345 94.01%
	Over Votes:	0 0.00%	0 0.00%	0 0.00%	0 0.00%
	Under Votes:	22 5.99%	0 0.00%	0 0.00%	22 5.99%
ENGROSSED HOUSE JOINT RESOLUTION 4204, Vote For 1					
	Approved	165 45.83%	0 0.00%	0 0.00%	165 45.83%
	Rejected	195 54.17%	0 0.00%	0 0.00%	195 54.17%
	Cast Votes:	360 98.09%	0 0.00%	0 0.00%	360 98.09%
	Over Votes:	0 0.00%	0 0.00%	0 0.00%	0 0.00%
	Under Votes:	7 1.91%	0 0.00%	0 0.00%	7 1.91%
SUBSTITUTE HOUSE JOINT RESOLUTION 4215, Vote For 1					
	Approved	156 46.29%	0 0.00%	0 0.00%	156 46.29%
	Rejected	181 53.71%	0 0.00%	0 0.00%	181 53.71%
	Cast Votes:	337 91.83%	0 0.00%	0 0.00%	337 91.83%
	Over Votes:	0 0.00%	0 0.00%	0 0.00%	0 0.00%
	Under Votes:	30 8.17%	0 0.00%	0 0.00%	30 8.17%



11/27/2007 Page 222 of 368 2:48PM

Precinct Report — Official
Skagit County, Washington — 2007 General Election — November 06, 2007


Page 184 of 329

11/27/2007 10:43 AM

Total Number of Voters : 33,455 of 59,686 = 56.05%

Precincts Reporting 118 of 118 = 100.00%

Party	Candidate	Absentee	Early	Election	Total
Precinct 206 (Ballots Cast: 367)					
City of Anacortes, Council Ward 2, Vote For 1					
	Brad Adams	252 100.00%	0 0.00%	0 0.00%	252 100.00%
	Cast Votes:	252 68.66%	0 0.00%	0 0.00%	252 68.66%
	Over Votes:	0 0.00%	0 0.00%	0 0.00%	0 0.00%
	Under Votes:	115 31.34%	0 0.00%	0 0.00%	115 31.34%
Fidalgo Park And Recreation District, Commissioner Position 1, Vote For 1					
	Bob Linder	239 100.00%	0 0.00%	0 0.00%	239 100.00%
	Cast Votes:	239 65.12%	0 0.00%	0 0.00%	239 65.12%
	Over Votes:	0 0.00%	0 0.00%	0 0.00%	0 0.00%
	Under Votes:	128 34.88%	0 0.00%	0 0.00%	128 34.88%
Fidalgo Park And Recreation District, Commissioner Position 4, Vote For 1					
	Kim Jenssen	239 100.00%	0 0.00%	0 0.00%	239 100.00%
	Cast Votes:	239 65.12%	0 0.00%	0 0.00%	239 65.12%
	Over Votes:	0 0.00%	0 0.00%	0 0.00%	0 0.00%
	Under Votes:	128 34.88%	0 0.00%	0 0.00%	128 34.88%
Hospital District #2, Commissioner Position 4, Vote For 1					
	Laurie M. Gere	285 100.00%	0 0.00%	0 0.00%	285 100.00%
	Cast Votes:	285 77.66%	0 0.00%	0 0.00%	285 77.66%
	Over Votes:	0 0.00%	0 0.00%	0 0.00%	0 0.00%
	Under Votes:	82 22.34%	0 0.00%	0 0.00%	82 22.34%
Hospital District #2, Commissioner Position 5, Vote For 1					
	Boyd Q. Veer	189 59.81%	0 0.00%	0 0.00%	189 59.81%
	Chip Bogosian	127 40.19%	0 0.00%	0 0.00%	127 40.19%
	Cast Votes:	316 86.10%	0 0.00%	0 0.00%	316 86.10%
	Over Votes:	0 0.00%	0 0.00%	0 0.00%	0 0.00%
	Under Votes:	51 13.90%	0 0.00%	0 0.00%	51 13.90%
Port of Anacortes, Commissioner District 3, Vote For 1					
	Steve Hopley	237 100.00%	0 0.00%	0 0.00%	237 100.00%
	Cast Votes:	237 64.58%	0 0.00%	0 0.00%	237 64.58%
	Over Votes:	0 0.00%	0 0.00%	0 0.00%	0 0.00%
	Under Votes:	130 35.42%	0 0.00%	0 0.00%	130 35.42%
Port of Anacortes, Commissioner District 4, Vote For 1					
	Pat D. Mooney	247 100.00%	0 0.00%	0 0.00%	247 100.00%
	Cast Votes:	247 67.30%	0 0.00%	0 0.00%	247 67.30%
	Over Votes:	0 0.00%	0 0.00%	0 0.00%	0 0.00%
	Under Votes:	120 32.70%	0 0.00%	0 0.00%	120 32.70%



200711270115
 Skagit County Auditor
 Page 223 of 368
 11/27/2007 2:48PM

Precinct Report — Official
Skagit County, Washington — 2007 General Election — November 06, 2007

Page 185 of 329

11/27/2007 10:43 AM

Total Number of Voters : 33,455 of 59,686 = 56.05%

Precincts Reporting 118 of 118 = 100.00%

Party	Candidate	Absentee	Early	Election	Total
Precinct 206 (Ballots Cast: 367)					
Anacortes School District #103, Director Position 3, Vote For 1					
	Jeannette L. Papadakis	241 100.00%	0 0.00%	0 0.00%	241 100.00%
	Cast Votes:	241 65.67%	0 0.00%	0 0.00%	241 65.67%
	Over Votes:	0 0.00%	0 0.00%	0 0.00%	0 0.00%
	Under Votes:	126 34.33%	0 0.00%	0 0.00%	126 34.33%
Anacortes School District #103, Director Position 4, Vote For 1					
	Carol Pyke	253 100.00%	0 0.00%	0 0.00%	253 100.00%
	Cast Votes:	253 68.94%	0 0.00%	0 0.00%	253 68.94%
	Over Votes:	0 0.00%	0 0.00%	0 0.00%	0 0.00%
	Under Votes:	114 31.06%	0 0.00%	0 0.00%	114 31.06%
Anacortes School District #103, Director Position 5, Vote For 1					
	Chris V. Anderson	241 100.00%	0 0.00%	0 0.00%	241 100.00%
	Cast Votes:	241 65.67%	0 0.00%	0 0.00%	241 65.67%
	Over Votes:	0 0.00%	0 0.00%	0 0.00%	0 0.00%
	Under Votes:	126 34.33%	0 0.00%	0 0.00%	126 34.33%



Precinct Report — Official
Skagit County, Washington — 2007 General Election — November 06, 2007

Page 186 of 329

11/27/2007 10:43 AM

Total Number of Voters : 33,455 of 59,686 = 56.05%

Precincts Reporting 118 of 118 = 100.00%

Party	Candidate	Absentee	Early	Election	Total
Precinct 207 (Ballots Cast: 678)					
INITIATIVE MEASURE 960, Vote For 1					
	Yes	310 47.55%	0 0.00%	0 0.00%	310 47.55%
	No	342 52.45%	0 0.00%	0 0.00%	342 52.45%
	Cast Votes:	652 96.17%	0 0.00%	0 0.00%	652 96.17%
	Over Votes:	0 0.00%	0 0.00%	0 0.00%	0 0.00%
	Under Votes:	26 3.83%	0 0.00%	0 0.00%	26 3.83%
REFERENDUM MEASURE 67, Vote For 1					
	Approved	375 57.25%	0 0.00%	0 0.00%	375 57.25%
	Rejected	280 42.75%	0 0.00%	0 0.00%	280 42.75%
	Cast Votes:	655 96.61%	0 0.00%	0 0.00%	655 96.61%
	Over Votes:	0 0.00%	0 0.00%	0 0.00%	0 0.00%
	Under Votes:	23 3.39%	0 0.00%	0 0.00%	23 3.39%
ENGROSSED SUBSTITUTE SENATE JOINT RESOLUTION 8206, Vote For 1					
	Approved	431 67.45%	0 0.00%	0 0.00%	431 67.45%
	Rejected	208 32.55%	0 0.00%	0 0.00%	208 32.55%
	Cast Votes:	639 94.25%	0 0.00%	0 0.00%	639 94.25%
	Over Votes:	0 0.00%	0 0.00%	0 0.00%	0 0.00%
	Under Votes:	39 5.75%	0 0.00%	0 0.00%	39 5.75%
SENATE JOINT RESOLUTION 8212, Vote For 1					
	Approved	350 55.29%	0 0.00%	0 0.00%	350 55.29%
	Rejected	283 44.71%	0 0.00%	0 0.00%	283 44.71%
	Cast Votes:	633 93.36%	0 0.00%	0 0.00%	633 93.36%
	Over Votes:	0 0.00%	0 0.00%	0 0.00%	0 0.00%
	Under Votes:	45 6.64%	0 0.00%	0 0.00%	45 6.64%
ENGROSSED HOUSE JOINT RESOLUTION 4204, Vote For 1					
	Approved	301 45.06%	0 0.00%	0 0.00%	301 45.06%
	Rejected	367 54.94%	0 0.00%	0 0.00%	367 54.94%
	Cast Votes:	668 98.53%	0 0.00%	0 0.00%	668 98.53%
	Over Votes:	0 0.00%	0 0.00%	0 0.00%	0 0.00%
	Under Votes:	10 1.47%	0 0.00%	0 0.00%	10 1.47%
SUBSTITUTE HOUSE JOINT RESOLUTION 4215, Vote For 1					
	Approved	327 51.50%	0 0.00%	0 0.00%	327 51.50%
	Rejected	308 48.50%	0 0.00%	0 0.00%	308 48.50%
	Cast Votes:	635 93.66%	0 0.00%	0 0.00%	635 93.66%
	Over Votes:	0 0.00%	0 0.00%	0 0.00%	0 0.00%
	Under Votes:	43 6.34%	0 0.00%	0 0.00%	43 6.34%



200711270115
 Skagit County Auditor

Precinct Report — Official
Skagit County, Washington — 2007 General Election — November 06, 2007

Page 187 of 329

11/27/2007 10:43 AM

Total Number of Voters : 33,455 of 59,686 = 56.05%

Precincts Reporting 118 of 118 = 100.00%

Party	Candidate	Absentee	Early	Election	Total
Precinct 207 (Ballots Cast: 678)					
City of Anacortes, Council Ward 2, Vote For 1					
	Brad Adams	485 100.00%	0 0.00%	0 0.00%	485 100.00%
	Cast Votes:	485 71.53%	0 0.00%	0 0.00%	485 71.53%
	Over Votes:	0 0.00%	0 0.00%	0 0.00%	0 0.00%
	Under Votes:	193 28.47%	0 0.00%	0 0.00%	193 28.47%
Fidalgo Park And Recreation District, Commissioner Position 1, Vote For 1					
	Bob Linder	445 100.00%	0 0.00%	0 0.00%	445 100.00%
	Cast Votes:	445 65.63%	0 0.00%	0 0.00%	445 65.63%
	Over Votes:	0 0.00%	0 0.00%	0 0.00%	0 0.00%
	Under Votes:	233 34.37%	0 0.00%	0 0.00%	233 34.37%
Fidalgo Park And Recreation District, Commissioner Position 4, Vote For 1					
	Kim Jenssen	444 100.00%	0 0.00%	0 0.00%	444 100.00%
	Cast Votes:	444 65.49%	0 0.00%	0 0.00%	444 65.49%
	Over Votes:	0 0.00%	0 0.00%	0 0.00%	0 0.00%
	Under Votes:	234 34.51%	0 0.00%	0 0.00%	234 34.51%
Hospital District #2, Commissioner Position 4, Vote For 1					
	Laurie M. Gere	514 100.00%	0 0.00%	0 0.00%	514 100.00%
	Cast Votes:	514 75.81%	0 0.00%	0 0.00%	514 75.81%
	Over Votes:	0 0.00%	0 0.00%	0 0.00%	0 0.00%
	Under Votes:	164 24.19%	0 0.00%	0 0.00%	164 24.19%
Hospital District #2, Commissioner Position 5, Vote For 1					
	Boyd Q. Veer	331 58.17%	0 0.00%	0 0.00%	331 58.17%
	Chip Bogosian	238 41.83%	0 0.00%	0 0.00%	238 41.83%
	Cast Votes:	569 83.92%	0 0.00%	0 0.00%	569 83.92%
	Over Votes:	1 0.15%	0 0.00%	0 0.00%	1 0.15%
	Under Votes:	108 15.93%	0 0.00%	0 0.00%	108 15.93%
Port of Anacortes, Commissioner District 3, Vote For 1					
	Steve Hopley	426 100.00%	0 0.00%	0 0.00%	426 100.00%
	Cast Votes:	426 62.83%	0 0.00%	0 0.00%	426 62.83%
	Over Votes:	0 0.00%	0 0.00%	0 0.00%	0 0.00%
	Under Votes:	252 37.17%	0 0.00%	0 0.00%	252 37.17%
Port of Anacortes, Commissioner District 4, Vote For 1					
	Pat D. Mooney	439 100.00%	0 0.00%	0 0.00%	439 100.00%
	Cast Votes:	439 64.75%	0 0.00%	0 0.00%	439 64.75%
	Over Votes:	0 0.00%	0 0.00%	0 0.00%	0 0.00%
	Under Votes:	239 35.25%	0 0.00%	0 0.00%	239 35.25%



200711270115
 Skagit County Auditor

Precinct Report — Official
Skagit County, Washington — 2007 General Election — November 06, 2007

Page 188 of 329

11/27/2007 10:43 AM

Total Number of Voters : 33,455 of 59,686 = 56.05%

Precincts Reporting 118 of 118 = 100.00%

Party	Candidate	Absentee	Early	Election	Total
Precinct 207 (Ballots Cast: 678)					
Anacortes School District #103, Director Position 3, Vote For 1					
	Jeannette L. Papadakis	442 100.00%	0 0.00%	0 0.00%	442 100.00%
	Cast Votes:	442 65.19%	0 0.00%	0 0.00%	442 65.19%
	Over Votes:	0 0.00%	0 0.00%	0 0.00%	0 0.00%
	Under Votes:	236 34.81%	0 0.00%	0 0.00%	236 34.81%
Anacortes School District #103, Director Position 4, Vote For 1					
	Carol Pyke	454 100.00%	0 0.00%	0 0.00%	454 100.00%
	Cast Votes:	454 66.96%	0 0.00%	0 0.00%	454 66.96%
	Over Votes:	0 0.00%	0 0.00%	0 0.00%	0 0.00%
	Under Votes:	224 33.04%	0 0.00%	0 0.00%	224 33.04%
Anacortes School District #103, Director Position 5, Vote For 1					
	Chris V. Anderson	451 100.00%	0 0.00%	0 0.00%	451 100.00%
	Cast Votes:	451 66.52%	0 0.00%	0 0.00%	451 66.52%
	Over Votes:	0 0.00%	0 0.00%	0 0.00%	0 0.00%
	Under Votes:	227 33.48%	0 0.00%	0 0.00%	227 33.48%



200711270115

Skagit County Auditor

Precinct Report — Official
Skagit County, Washington — 2007 General Election — November 06, 2007

Page 189 of 329

11/27/2007 10:43 AM

Total Number of Voters : 33,455 of 59,686 = 56.05%

Precincts Reporting 118 of 118 = 100.00%

Party	Candidate	Absentee	Early	Election	Total
Precinct 209 (Ballots Cast: 370)					
INITIATIVE MEASURE 960, Vote For 1					
	Yes	198 55.46%	0 0.00%	0 0.00%	198 55.46%
	No	159 44.54%	0 0.00%	0 0.00%	159 44.54%
	Cast Votes:	357 96.49%	0 0.00%	0 0.00%	357 96.49%
	Over Votes:	0 0.00%	0 0.00%	0 0.00%	0 0.00%
	Under Votes:	13 3.51%	0 0.00%	0 0.00%	13 3.51%
REFERENDUM MEASURE 67, Vote For 1					
	Approved	163 45.03%	0 0.00%	0 0.00%	163 45.03%
	Rejected	199 54.97%	0 0.00%	0 0.00%	199 54.97%
	Cast Votes:	362 97.84%	0 0.00%	0 0.00%	362 97.84%
	Over Votes:	0 0.00%	0 0.00%	0 0.00%	0 0.00%
	Under Votes:	8 2.16%	0 0.00%	0 0.00%	8 2.16%
ENGROSSED SUBSTITUTE SENATE JOINT RESOLUTION 8206, Vote For 1					
	Approved	220 64.52%	0 0.00%	0 0.00%	220 64.52%
	Rejected	121 35.48%	0 0.00%	0 0.00%	121 35.48%
	Cast Votes:	341 92.16%	0 0.00%	0 0.00%	341 92.16%
	Over Votes:	0 0.00%	0 0.00%	0 0.00%	0 0.00%
	Under Votes:	29 7.84%	0 0.00%	0 0.00%	29 7.84%
SENATE JOINT RESOLUTION 8212, Vote For 1					
	Approved	225 66.37%	0 0.00%	0 0.00%	225 66.37%
	Rejected	114 33.63%	0 0.00%	0 0.00%	114 33.63%
	Cast Votes:	339 91.62%	0 0.00%	0 0.00%	339 91.62%
	Over Votes:	0 0.00%	0 0.00%	0 0.00%	0 0.00%
	Under Votes:	31 8.38%	0 0.00%	0 0.00%	31 8.38%
ENGROSSED HOUSE JOINT RESOLUTION 4204, Vote For 1					
	Approved	167 45.75%	0 0.00%	0 0.00%	167 45.75%
	Rejected	198 54.25%	0 0.00%	0 0.00%	198 54.25%
	Cast Votes:	365 98.65%	0 0.00%	0 0.00%	365 98.65%
	Over Votes:	0 0.00%	0 0.00%	0 0.00%	0 0.00%
	Under Votes:	5 1.35%	0 0.00%	0 0.00%	5 1.35%
SUBSTITUTE HOUSE JOINT RESOLUTION 4215, Vote For 1					
	Approved	191 55.69%	0 0.00%	0 0.00%	191 55.69%
	Rejected	152 44.31%	0 0.00%	0 0.00%	152 44.31%
	Cast Votes:	343 92.70%	0 0.00%	0 0.00%	343 92.70%
	Over Votes:	0 0.00%	0 0.00%	0 0.00%	0 0.00%
	Under Votes:	27 7.30%	0 0.00%	0 0.00%	27 7.30%



200711270115
 Skagit County Auditor

11/27/2007 Page 228 of 368 2:48PM

Precinct Report — Official
Skagit County, Washington — 2007 General Election — November 06, 2007

Page 190 of 329

11/27/2007 10:43 AM

Total Number of Voters : 33,455 of 59,686 = 56.05%

Precincts Reporting 118 of 118 = 100.00%

Party	Candidate	Absentee	Early	Election	Total
Precinct 209 (Ballots Cast: 370)					
City of Anacortes, Council Ward 2, Vote For 1					
	Brad Adams	245 100.00%	0 0.00%	0 0.00%	245 100.00%
	Cast Votes:	245 66.22%	0 0.00%	0 0.00%	245 66.22%
	Over Votes:	0 0.00%	0 0.00%	0 0.00%	0 0.00%
	Under Votes:	125 33.78%	0 0.00%	0 0.00%	125 33.78%
Fidalgo Park And Recreation District, Commissioner Position 1, Vote For 1					
	Bob Linder	235 100.00%	0 0.00%	0 0.00%	235 100.00%
	Cast Votes:	235 63.51%	0 0.00%	0 0.00%	235 63.51%
	Over Votes:	0 0.00%	0 0.00%	0 0.00%	0 0.00%
	Under Votes:	135 36.49%	0 0.00%	0 0.00%	135 36.49%
Fidalgo Park And Recreation District, Commissioner Position 4, Vote For 1					
	Kim Jenssen	240 100.00%	0 0.00%	0 0.00%	240 100.00%
	Cast Votes:	240 64.86%	0 0.00%	0 0.00%	240 64.86%
	Over Votes:	0 0.00%	0 0.00%	0 0.00%	0 0.00%
	Under Votes:	130 35.14%	0 0.00%	0 0.00%	130 35.14%
Hospital District #2, Commissioner Position 4, Vote For 1					
	Laurie M. Gere	275 100.00%	0 0.00%	0 0.00%	275 100.00%
	Cast Votes:	275 74.32%	0 0.00%	0 0.00%	275 74.32%
	Over Votes:	0 0.00%	0 0.00%	0 0.00%	0 0.00%
	Under Votes:	95 25.68%	0 0.00%	0 0.00%	95 25.68%
Hospital District #2, Commissioner Position 5, Vote For 1					
	Boyd Q. Veer	169 53.14%	0 0.00%	0 0.00%	169 53.14%
	Chip Bogosian	149 46.86%	0 0.00%	0 0.00%	149 46.86%
	Cast Votes:	318 85.95%	0 0.00%	0 0.00%	318 85.95%
	Over Votes:	0 0.00%	0 0.00%	0 0.00%	0 0.00%
	Under Votes:	52 14.05%	0 0.00%	0 0.00%	52 14.05%
Port of Anacortes, Commissioner District 3, Vote For 1					
	Steve Hopley	227 100.00%	0 0.00%	0 0.00%	227 100.00%
	Cast Votes:	227 61.35%	0 0.00%	0 0.00%	227 61.35%
	Over Votes:	0 0.00%	0 0.00%	0 0.00%	0 0.00%
	Under Votes:	143 38.65%	0 0.00%	0 0.00%	143 38.65%
Port of Anacortes, Commissioner District 4, Vote For 1					
	Pat D. Mooney	226 100.00%	0 0.00%	0 0.00%	226 100.00%
	Cast Votes:	226 61.08%	0 0.00%	0 0.00%	226 61.08%
	Over Votes:	0 0.00%	0 0.00%	0 0.00%	0 0.00%
	Under Votes:	144 38.92%	0 0.00%	0 0.00%	144 38.92%



200711270115
 Skagit County Auditor

11/27/2007 Page 229 of 368 2:48PM

Precinct Report — Official
Skagit County, Washington — 2007 General Election — November 06, 2007

Page 191 of 329

11/27/2007 10:43 AM

Total Number of Voters : 33,455 of 59,686 = 56.05%

Precincts Reporting 118 of 118 = 100.00%

Party	Candidate	Absentee	Early	Election	Total
Precinct 209 (Ballots Cast: 370)					
Anacortes School District #103, Director Position 3, Vote For 1					
	Jeannette L. Papadakis	244 100.00%	0 0.00%	0 0.00%	244 100.00%
	Cast Votes:	244 65.95%	0 0.00%	0 0.00%	244 65.95%
	Over Votes:	0 0.00%	0 0.00%	0 0.00%	0 0.00%
	Under Votes:	126 34.05%	0 0.00%	0 0.00%	126 34.05%
Anacortes School District #103, Director Position 4, Vote For 1					
	Carol Pyke	245 100.00%	0 0.00%	0 0.00%	245 100.00%
	Cast Votes:	245 66.22%	0 0.00%	0 0.00%	245 66.22%
	Over Votes:	0 0.00%	0 0.00%	0 0.00%	0 0.00%
	Under Votes:	125 33.78%	0 0.00%	0 0.00%	125 33.78%
Anacortes School District #103, Director Position 5, Vote For 1					
	Chris V. Anderson	235 100.00%	0 0.00%	0 0.00%	235 100.00%
	Cast Votes:	235 63.51%	0 0.00%	0 0.00%	235 63.51%
	Over Votes:	0 0.00%	0 0.00%	0 0.00%	0 0.00%
	Under Votes:	135 36.49%	0 0.00%	0 0.00%	135 36.49%



Precinct Report — Official
Skagit County, Washington — 2007 General Election — November 06, 2007

Page 192 of 329

11/27/2007 10:43 AM

Total Number of Voters : 33,455 of 59,686 = 56.05%

Precincts Reporting 118 of 118 = 100.00%

Party	Candidate	Absentee	Early	Election	Total
Precinct 211 (Ballots Cast: 572)					
INITIATIVE MEASURE 960, Vote For 1					
	Yes	275 49.55%	0 0.00%	0 0.00%	275 49.55%
	No	280 50.45%	0 0.00%	0 0.00%	280 50.45%
	Cast Votes:	555 97.03%	0 0.00%	0 0.00%	555 97.03%
	Over Votes:	0 0.00%	0 0.00%	0 0.00%	0 0.00%
	Under Votes:	17 2.97%	0 0.00%	0 0.00%	17 2.97%
REFERENDUM MEASURE 67, Vote For 1					
	Approved	311 55.73%	0 0.00%	0 0.00%	311 55.73%
	Rejected	247 44.27%	0 0.00%	0 0.00%	247 44.27%
	Cast Votes:	558 97.55%	0 0.00%	0 0.00%	558 97.55%
	Over Votes:	0 0.00%	0 0.00%	0 0.00%	0 0.00%
	Under Votes:	14 2.45%	0 0.00%	0 0.00%	14 2.45%
ENGROSSED SUBSTITUTE SENATE JOINT RESOLUTION 8206, Vote For 1					
	Approved	376 68.86%	0 0.00%	0 0.00%	376 68.86%
	Rejected	170 31.14%	0 0.00%	0 0.00%	170 31.14%
	Cast Votes:	546 95.45%	0 0.00%	0 0.00%	546 95.45%
	Over Votes:	0 0.00%	0 0.00%	0 0.00%	0 0.00%
	Under Votes:	26 4.55%	0 0.00%	0 0.00%	26 4.55%
SENATE JOINT RESOLUTION 8212, Vote For 1					
	Approved	323 59.48%	0 0.00%	0 0.00%	323 59.48%
	Rejected	220 40.52%	0 0.00%	0 0.00%	220 40.52%
	Cast Votes:	543 94.93%	0 0.00%	0 0.00%	543 94.93%
	Over Votes:	0 0.00%	0 0.00%	0 0.00%	0 0.00%
	Under Votes:	29 5.07%	0 0.00%	0 0.00%	29 5.07%
ENGROSSED HOUSE JOINT RESOLUTION 4204, Vote For 1					
	Approved	270 48.13%	0 0.00%	0 0.00%	270 48.13%
	Rejected	291 51.87%	0 0.00%	0 0.00%	291 51.87%
	Cast Votes:	561 98.08%	0 0.00%	0 0.00%	561 98.08%
	Over Votes:	1 0.17%	0 0.00%	0 0.00%	1 0.17%
	Under Votes:	10 1.75%	0 0.00%	0 0.00%	10 1.75%
SUBSTITUTE HOUSE JOINT RESOLUTION 4215, Vote For 1					
	Approved	295 54.53%	0 0.00%	0 0.00%	295 54.53%
	Rejected	246 45.47%	0 0.00%	0 0.00%	246 45.47%
	Cast Votes:	541 94.58%	0 0.00%	0 0.00%	541 94.58%
	Over Votes:	0 0.00%	0 0.00%	0 0.00%	0 0.00%
	Under Votes:	31 5.42%	0 0.00%	0 0.00%	31 5.42%



200711270115
 Skagit County Auditor
 11/27/2007 Page 231 of 368 2:48PM

Precinct Report — Official
Skagit County, Washington — 2007 General Election — November 06, 2007

Page 193 of 329

11/27/2007 10:43 AM

Total Number of Voters : 33,455 of 59,686 = 56.05%

Precincts Reporting 118 of 118 = 100.00%

Party	Candidate	Absentee	Early	Election	Total
Precinct 211 (Ballots Cast: 572)					
City of Anacortes, Council Ward 2, Vote For 1					
	Brad Adams	410 100.00%	0 0.00%	0 0.00%	410 100.00%
	Cast Votes:	410 71.68%	0 0.00%	0 0.00%	410 71.68%
	Over Votes:	0 0.00%	0 0.00%	0 0.00%	0 0.00%
	Under Votes:	162 28.32%	0 0.00%	0 0.00%	162 28.32%
Fidalgo Park And Recreation District, Commissioner Position 1, Vote For 1					
	Bob Linder	379 100.00%	0 0.00%	0 0.00%	379 100.00%
	Cast Votes:	379 66.26%	0 0.00%	0 0.00%	379 66.26%
	Over Votes:	0 0.00%	0 0.00%	0 0.00%	0 0.00%
	Under Votes:	193 33.74%	0 0.00%	0 0.00%	193 33.74%
Fidalgo Park And Recreation District, Commissioner Position 4, Vote For 1					
	Kim Jenssen	383 100.00%	0 0.00%	0 0.00%	383 100.00%
	Cast Votes:	383 66.96%	0 0.00%	0 0.00%	383 66.96%
	Over Votes:	0 0.00%	0 0.00%	0 0.00%	0 0.00%
	Under Votes:	189 33.04%	0 0.00%	0 0.00%	189 33.04%
Hospital District #2, Commissioner Position 4, Vote For 1					
	Laurie M. Gere	421 100.00%	0 0.00%	0 0.00%	421 100.00%
	Cast Votes:	421 73.60%	0 0.00%	0 0.00%	421 73.60%
	Over Votes:	0 0.00%	0 0.00%	0 0.00%	0 0.00%
	Under Votes:	151 26.40%	0 0.00%	0 0.00%	151 26.40%
Hospital District #2, Commissioner Position 5, Vote For 1					
	Boyd Q. Veer	264 53.55%	0 0.00%	0 0.00%	264 53.55%
	Chip Bogosian	229 46.45%	0 0.00%	0 0.00%	229 46.45%
	Cast Votes:	493 86.19%	0 0.00%	0 0.00%	493 86.19%
	Over Votes:	0 0.00%	0 0.00%	0 0.00%	0 0.00%
	Under Votes:	79 13.81%	0 0.00%	0 0.00%	79 13.81%
Port of Anacortes, Commissioner District 3, Vote For 1					
	Steve Hopley	363 100.00%	0 0.00%	0 0.00%	363 100.00%
	Cast Votes:	363 63.46%	0 0.00%	0 0.00%	363 63.46%
	Over Votes:	0 0.00%	0 0.00%	0 0.00%	0 0.00%
	Under Votes:	209 36.54%	0 0.00%	0 0.00%	209 36.54%
Port of Anacortes, Commissioner District 4, Vote For 1					
	Pat D. Mooney	382 100.00%	0 0.00%	0 0.00%	382 100.00%
	Cast Votes:	382 66.78%	0 0.00%	0 0.00%	382 66.78%
	Over Votes:	0 0.00%	0 0.00%	0 0.00%	0 0.00%
	Under Votes:	190 33.22%	0 0.00%	0 0.00%	190 33.22%



200711270115
 Skagit County Auditor

Precinct Report — Official
Skagit County, Washington — 2007 General Election — November 06, 2007

Page 194 of 329

11/27/2007 10:43 AM

Total Number of Voters : 33,455 of 59,686 = 56.05%

Precincts Reporting 118 of 118 = 100.00%

Party	Candidate	Absentee	Early	Election	Total
Precinct 211 (Ballots Cast: 572)					
Anacortes School District #103, Director Position 3, Vote For 1					
	Jeannette L. Papadakis	379 100.00%	0 0.00%	0 0.00%	379 100.00%
	Cast Votes:	379 66.26%	0 0.00%	0 0.00%	379 66.26%
	Over Votes:	0 0.00%	0 0.00%	0 0.00%	0 0.00%
	Under Votes:	193 33.74%	0 0.00%	0 0.00%	193 33.74%
Anacortes School District #103, Director Position 4, Vote For 1					
	Carol Pyke	382 100.00%	0 0.00%	0 0.00%	382 100.00%
	Cast Votes:	382 66.78%	0 0.00%	0 0.00%	382 66.78%
	Over Votes:	0 0.00%	0 0.00%	0 0.00%	0 0.00%
	Under Votes:	190 33.22%	0 0.00%	0 0.00%	190 33.22%
Anacortes School District #103, Director Position 5, Vote For 1					
	Chris V. Anderson	380 100.00%	0 0.00%	0 0.00%	380 100.00%
	Cast Votes:	380 66.43%	0 0.00%	0 0.00%	380 66.43%
	Over Votes:	0 0.00%	0 0.00%	0 0.00%	0 0.00%
	Under Votes:	192 33.57%	0 0.00%	0 0.00%	192 33.57%



200711270115
 Skagit County Auditor

Precinct Report — Official
Skagit County, Washington — 2007 General Election — November 06, 2007

Page 195 of 329

11/27/2007 10:43 AM

Total Number of Voters : 33,455 of 59,686 = 56.05%

Precincts Reporting 118 of 118 = 100.00%

Party	Candidate	Absentee	Early	Election	Total
Precinct 217 (Ballots Cast: 627)					
INITIATIVE MEASURE 960, Vote For 1					
	Yes	264 43.78%	0 0.00%	0 0.00%	264 43.78%
	No	339 56.22%	0 0.00%	0 0.00%	339 56.22%
	Cast Votes:	603 96.17%	0 0.00%	0 0.00%	603 96.17%
	Over Votes:	0 0.00%	0 0.00%	0 0.00%	0 0.00%
	Under Votes:	24 3.83%	0 0.00%	0 0.00%	24 3.83%
REFERENDUM MEASURE 67, Vote For 1					
	Approved	351 57.45%	0 0.00%	0 0.00%	351 57.45%
	Rejected	260 42.55%	0 0.00%	0 0.00%	260 42.55%
	Cast Votes:	611 97.45%	0 0.00%	0 0.00%	611 97.45%
	Over Votes:	0 0.00%	0 0.00%	0 0.00%	0 0.00%
	Under Votes:	16 2.55%	0 0.00%	0 0.00%	16 2.55%
ENGROSSED SUBSTITUTE SENATE JOINT RESOLUTION 8206, Vote For 1					
	Approved	384 65.42%	0 0.00%	0 0.00%	384 65.42%
	Rejected	203 34.58%	0 0.00%	0 0.00%	203 34.58%
	Cast Votes:	587 93.62%	0 0.00%	0 0.00%	587 93.62%
	Over Votes:	0 0.00%	0 0.00%	0 0.00%	0 0.00%
	Under Votes:	40 6.38%	0 0.00%	0 0.00%	40 6.38%
SENATE JOINT RESOLUTION 8212, Vote For 1					
	Approved	344 57.72%	0 0.00%	0 0.00%	344 57.72%
	Rejected	252 42.28%	0 0.00%	0 0.00%	252 42.28%
	Cast Votes:	596 95.06%	0 0.00%	0 0.00%	596 95.06%
	Over Votes:	0 0.00%	0 0.00%	0 0.00%	0 0.00%
	Under Votes:	31 4.94%	0 0.00%	0 0.00%	31 4.94%
ENGROSSED HOUSE JOINT RESOLUTION 4204, Vote For 1					
	Approved	303 49.35%	0 0.00%	0 0.00%	303 49.35%
	Rejected	311 50.65%	0 0.00%	0 0.00%	311 50.65%
	Cast Votes:	614 97.93%	0 0.00%	0 0.00%	614 97.93%
	Over Votes:	0 0.00%	0 0.00%	0 0.00%	0 0.00%
	Under Votes:	13 2.07%	0 0.00%	0 0.00%	13 2.07%
SUBSTITUTE HOUSE JOINT RESOLUTION 4215, Vote For 1					
	Approved	283 47.80%	0 0.00%	0 0.00%	283 47.80%
	Rejected	309 52.20%	0 0.00%	0 0.00%	309 52.20%
	Cast Votes:	592 94.42%	0 0.00%	0 0.00%	592 94.42%
	Over Votes:	0 0.00%	0 0.00%	0 0.00%	0 0.00%
	Under Votes:	35 5.58%	0 0.00%	0 0.00%	35 5.58%



200711270115
 Skagit County Auditor

Precinct Report — Official
Skagit County, Washington — 2007 General Election — November 06, 2007

Page 196 of 329

11/27/2007 10:43 AM

Total Number of Voters : 33,455 of 59,686 = 56.05%

Precincts Reporting 118 of 118 = 100.00%

Party	Candidate	Absentee	Early	Election	Total
Precinct 217 (Ballots Cast: 627)					
City of Anacortes, Council Ward 1, Vote For 1					
	Tanna Baker	263 44.96%	0 0.00%	0 0.00%	263 44.96%
	Nick J. Petrish	322 55.04%	0 0.00%	0 0.00%	322 55.04%
	Cast Votes:	585 93.30%	0 0.00%	0 0.00%	585 93.30%
	Over Votes:	1 0.16%	0 0.00%	0 0.00%	1 0.16%
	Under Votes:	41 6.54%	0 0.00%	0 0.00%	41 6.54%
Fidalgo Park And Recreation District, Commissioner Position 1, Vote For 1					
	Bob Linder	409 100.00%	0 0.00%	0 0.00%	409 100.00%
	Cast Votes:	409 65.23%	0 0.00%	0 0.00%	409 65.23%
	Over Votes:	0 0.00%	0 0.00%	0 0.00%	0 0.00%
	Under Votes:	218 34.77%	0 0.00%	0 0.00%	218 34.77%
Fidalgo Park And Recreation District, Commissioner Position 4, Vote For 1					
	Kim Jenssen	406 100.00%	0 0.00%	0 0.00%	406 100.00%
	Cast Votes:	406 64.75%	0 0.00%	0 0.00%	406 64.75%
	Over Votes:	0 0.00%	0 0.00%	0 0.00%	0 0.00%
	Under Votes:	221 35.25%	0 0.00%	0 0.00%	221 35.25%
Hospital District #2, Commissioner Position 4, Vote For 1					
	Laurie M. Gere	473 100.00%	0 0.00%	0 0.00%	473 100.00%
	Cast Votes:	473 75.44%	0 0.00%	0 0.00%	473 75.44%
	Over Votes:	0 0.00%	0 0.00%	0 0.00%	0 0.00%
	Under Votes:	154 24.56%	0 0.00%	0 0.00%	154 24.56%
Hospital District #2, Commissioner Position 5, Vote For 1					
	Boyd Q. Veer	283 51.27%	0 0.00%	0 0.00%	283 51.27%
	Chip Bogosian	269 48.73%	0 0.00%	0 0.00%	269 48.73%
	Cast Votes:	552 88.04%	0 0.00%	0 0.00%	552 88.04%
	Over Votes:	0 0.00%	0 0.00%	0 0.00%	0 0.00%
	Under Votes:	75 11.96%	0 0.00%	0 0.00%	75 11.96%
Port of Anacortes, Commissioner District 3, Vote For 1					
	Steve Hopley	383 100.00%	0 0.00%	0 0.00%	383 100.00%
	Cast Votes:	383 61.08%	0 0.00%	0 0.00%	383 61.08%
	Over Votes:	0 0.00%	0 0.00%	0 0.00%	0 0.00%
	Under Votes:	244 38.92%	0 0.00%	0 0.00%	244 38.92%



200711270115
 Skagit County Auditor

Precinct Report — Official
Skagit County, Washington — 2007 General Election — November 06, 2007

Page 197 of 329

11/27/2007 10:43 AM

Total Number of Voters : 33,455 of 59,686 = 56.05%

Precincts Reporting 118 of 118 = 100.00%

Party	Candidate	Absentee	Early	Election	Total
Precinct 217 (Ballots Cast: 627)					
Port of Anacortes, Commissioner District 4, Vote For 1					
	Pat D. Mooney	397 100.00%	0 0.00%	0 0.00%	397 100.00%
	Cast Votes:	397 63.32%	0 0.00%	0 0.00%	397 63.32%
	Over Votes:	0 0.00%	0 0.00%	0 0.00%	0 0.00%
	Under Votes:	230 36.68%	0 0.00%	0 0.00%	230 36.68%
Anacortes School District #103, Director Position 3, Vote For 1					
	Jeannette L. Papadakis	386 100.00%	0 0.00%	0 0.00%	386 100.00%
	Cast Votes:	386 61.56%	0 0.00%	0 0.00%	386 61.56%
	Over Votes:	0 0.00%	0 0.00%	0 0.00%	0 0.00%
	Under Votes:	241 38.44%	0 0.00%	0 0.00%	241 38.44%
Anacortes School District #103, Director Position 4, Vote For 1					
	Carol Pyke	399 100.00%	0 0.00%	0 0.00%	399 100.00%
	Cast Votes:	399 63.64%	0 0.00%	0 0.00%	399 63.64%
	Over Votes:	0 0.00%	0 0.00%	0 0.00%	0 0.00%
	Under Votes:	228 36.36%	0 0.00%	0 0.00%	228 36.36%
Anacortes School District #103, Director Position 5, Vote For 1					
	Chris V. Anderson	401 100.00%	0 0.00%	0 0.00%	401 100.00%
	Cast Votes:	401 63.96%	0 0.00%	0 0.00%	401 63.96%
	Over Votes:	0 0.00%	0 0.00%	0 0.00%	0 0.00%
	Under Votes:	226 36.04%	0 0.00%	0 0.00%	226 36.04%



Precinct Report — Official
Skagit County, Washington — 2007 General Election — November 06, 2007


Page 198 of 329

11/27/2007 10:43 AM

Total Number of Voters : 33,455 of 59,686 = 56.05%

Precincts Reporting 118 of 118 = 100.00%

Party	Candidate	Absentee	Early	Election	Total
Precinct 220 (Ballots Cast: 596)					
INITIATIVE MEASURE 960, Vote For 1					
	Yes	280 49.21%	0 0.00%	0 0.00%	280 49.21%
	No	289 50.79%	0 0.00%	0 0.00%	289 50.79%
	Cast Votes:	569 95.47%	0 0.00%	0 0.00%	569 95.47%
	Over Votes:	0 0.00%	0 0.00%	0 0.00%	0 0.00%
	Under Votes:	27 4.53%	0 0.00%	0 0.00%	27 4.53%
REFERENDUM MEASURE 67, Vote For 1					
	Approved	305 52.05%	0 0.00%	0 0.00%	305 52.05%
	Rejected	281 47.95%	0 0.00%	0 0.00%	281 47.95%
	Cast Votes:	586 98.32%	0 0.00%	0 0.00%	586 98.32%
	Over Votes:	0 0.00%	0 0.00%	0 0.00%	0 0.00%
	Under Votes:	10 1.68%	0 0.00%	0 0.00%	10 1.68%
ENGROSSED SUBSTITUTE SENATE JOINT RESOLUTION 8206, Vote For 1					
	Approved	390 68.06%	0 0.00%	0 0.00%	390 68.06%
	Rejected	183 31.94%	0 0.00%	0 0.00%	183 31.94%
	Cast Votes:	573 96.14%	0 0.00%	0 0.00%	573 96.14%
	Over Votes:	0 0.00%	0 0.00%	0 0.00%	0 0.00%
	Under Votes:	23 3.86%	0 0.00%	0 0.00%	23 3.86%
SENATE JOINT RESOLUTION 8212, Vote For 1					
	Approved	362 63.40%	0 0.00%	0 0.00%	362 63.40%
	Rejected	209 36.60%	0 0.00%	0 0.00%	209 36.60%
	Cast Votes:	571 95.81%	0 0.00%	0 0.00%	571 95.81%
	Over Votes:	0 0.00%	0 0.00%	0 0.00%	0 0.00%
	Under Votes:	25 4.19%	0 0.00%	0 0.00%	25 4.19%
ENGROSSED HOUSE JOINT RESOLUTION 4204, Vote For 1					
	Approved	258 43.58%	0 0.00%	0 0.00%	258 43.58%
	Rejected	334 56.42%	0 0.00%	0 0.00%	334 56.42%
	Cast Votes:	592 99.33%	0 0.00%	0 0.00%	592 99.33%
	Over Votes:	0 0.00%	0 0.00%	0 0.00%	0 0.00%
	Under Votes:	4 0.67%	0 0.00%	0 0.00%	4 0.67%
SUBSTITUTE HOUSE JOINT RESOLUTION 4215, Vote For 1					
	Approved	272 48.14%	0 0.00%	0 0.00%	272 48.14%
	Rejected	293 51.86%	0 0.00%	0 0.00%	293 51.86%
	Cast Votes:	565 94.80%	0 0.00%	0 0.00%	565 94.80%
	Over Votes:	0 0.00%	0 0.00%	0 0.00%	0 0.00%
	Under Votes:	31 5.20%	0 0.00%	0 0.00%	31 5.20%



200711270115
 Skagit County Auditor
 11/27/2007 Page 237 of 368 2:48PM

Precinct Report — Official
Skagit County, Washington — 2007 General Election — November 06, 2007

Page 199 of 329

11/27/2007 10:43 AM

Total Number of Voters : 33,455 of 59,686 = 56.05%

Precincts Reporting 118 of 118 = 100.00%

Party	Candidate	Absentee	Early	Election	Total
Precinct 220 (Ballots Cast: 596)					
City of Anacortes, Council Ward 1, Vote For 1					
	Tanna Baker	209 38.78%	0 0.00%	0 0.00%	209 38.78%
	Nick J. Petrish	330 61.22%	0 0.00%	0 0.00%	330 61.22%
	Cast Votes:	539 90.44%	0 0.00%	0 0.00%	539 90.44%
	Over Votes:	0 0.00%	0 0.00%	0 0.00%	0 0.00%
	Under Votes:	57 9.56%	0 0.00%	0 0.00%	57 9.56%
Fidalgo Park And Recreation District, Commisloner Position 1, Vote For 1					
	Bob Linder	417 100.00%	0 0.00%	0 0.00%	417 100.00%
	Cast Votes:	417 69.97%	0 0.00%	0 0.00%	417 69.97%
	Over Votes:	0 0.00%	0 0.00%	0 0.00%	0 0.00%
	Under Votes:	179 30.03%	0 0.00%	0 0.00%	179 30.03%
Fidalgo Park And Recreation District, Commisloner Position 4, Vote For 1					
	Kim Jenssen	417 100.00%	0 0.00%	0 0.00%	417 100.00%
	Cast Votes:	417 69.97%	0 0.00%	0 0.00%	417 69.97%
	Over Votes:	0 0.00%	0 0.00%	0 0.00%	0 0.00%
	Under Votes:	179 30.03%	0 0.00%	0 0.00%	179 30.03%
Hospital District #2, Commissioner Position 4, Vote For 1					
	Laurie M. Gere	461 100.00%	0 0.00%	0 0.00%	461 100.00%
	Cast Votes:	461 77.35%	0 0.00%	0 0.00%	461 77.35%
	Over Votes:	0 0.00%	0 0.00%	0 0.00%	0 0.00%
	Under Votes:	135 22.65%	0 0.00%	0 0.00%	135 22.65%
Hospital District #2, Commissioner Position 5, Vote For 1					
	Boyd Q. Veer	278 54.51%	0 0.00%	0 0.00%	278 54.51%
	Chip Bogosian	232 45.49%	0 0.00%	0 0.00%	232 45.49%
	Cast Votes:	510 85.57%	0 0.00%	0 0.00%	510 85.57%
	Over Votes:	0 0.00%	0 0.00%	0 0.00%	0 0.00%
	Under Votes:	86 14.43%	0 0.00%	0 0.00%	86 14.43%
Port of Anacortes, Commissioner District 3, Vote For 1					
	Steve Hopley	390 100.00%	0 0.00%	0 0.00%	390 100.00%
	Cast Votes:	390 65.44%	0 0.00%	0 0.00%	390 65.44%
	Over Votes:	0 0.00%	0 0.00%	0 0.00%	0 0.00%
	Under Votes:	206 34.56%	0 0.00%	0 0.00%	206 34.56%



200711270115
 Skagit County Auditor

Precinct Report — Official
Skagit County, Washington — 2007 General Election — November 06, 2007

Page 200 of 329

11/27/2007 10:43 AM

Total Number of Voters : 33,455 of 59,686 = 56.05%

Precincts Reporting 118 of 118 = 100.00%

Party	Candidate	Absentee	Early	Election	Total
Precinct 220 (Ballots Cast: 596)					
Port of Anacortes, Commissioner District 4, Vote For 1					
	Pat D. Mooney	409 100.00%	0 0.00%	0 0.00%	409 100.00%
	Cast Votes:	409 68.62%	0 0.00%	0 0.00%	409 68.62%
	Over Votes:	0 0.00%	0 0.00%	0 0.00%	0 0.00%
	Under Votes:	187 31.38%	0 0.00%	0 0.00%	187 31.38%
Anacortes School District #103, Director Position 3, Vote For 1					
	Jeannette L. Papadakis	408 100.00%	0 0.00%	0 0.00%	408 100.00%
	Cast Votes:	408 68.46%	0 0.00%	0 0.00%	408 68.46%
	Over Votes:	0 0.00%	0 0.00%	0 0.00%	0 0.00%
	Under Votes:	188 31.54%	0 0.00%	0 0.00%	188 31.54%
Anacortes School District #103, Director Position 4, Vote For 1					
	Carol Pyke	425 100.00%	0 0.00%	0 0.00%	425 100.00%
	Cast Votes:	425 71.31%	0 0.00%	0 0.00%	425 71.31%
	Over Votes:	0 0.00%	0 0.00%	0 0.00%	0 0.00%
	Under Votes:	171 28.69%	0 0.00%	0 0.00%	171 28.69%
Anacortes School District #103, Director Position 5, Vote For 1					
	Chris V. Anderson	415 100.00%	0 0.00%	0 0.00%	415 100.00%
	Cast Votes:	415 69.63%	0 0.00%	0 0.00%	415 69.63%
	Over Votes:	0 0.00%	0 0.00%	0 0.00%	0 0.00%
	Under Votes:	181 30.37%	0 0.00%	0 0.00%	181 30.37%



200711270115
 Skagit County Auditor

Precinct Report — Official
Skagit County, Washington — 2007 General Election — November 06, 2007

Page 201 of 329

11/27/2007 10:43 AM

Total Number of Voters : 33,455 of 59,686 = 56.05%

Precincts Reporting 118 of 118 = 100.00%

Party	Candidate	Absentee	Early	Election	Total
Precinct 221 (Ballots Cast: 856)					
INITIATIVE MEASURE 960, Vote For 1					
	Yes	420 51.22%	0 0.00%	0 0.00%	420 51.22%
	No	400 48.78%	0 0.00%	0 0.00%	400 48.78%
	Cast Votes:	820 95.79%	0 0.00%	0 0.00%	820 95.79%
	Over Votes:	0 0.00%	0 0.00%	0 0.00%	0 0.00%
	Under Votes:	36 4.21%	0 0.00%	0 0.00%	36 4.21%
REFERENDUM MEASURE 67, Vote For 1					
	Approved	446 53.54%	0 0.00%	0 0.00%	446 53.54%
	Rejected	387 46.46%	0 0.00%	0 0.00%	387 46.46%
	Cast Votes:	833 97.31%	0 0.00%	0 0.00%	833 97.31%
	Over Votes:	0 0.00%	0 0.00%	0 0.00%	0 0.00%
	Under Votes:	23 2.69%	0 0.00%	0 0.00%	23 2.69%
ENGROSSED SUBSTITUTE SENATE JOINT RESOLUTION 8206, Vote For 1					
	Approved	548 68.76%	0 0.00%	0 0.00%	548 68.76%
	Rejected	249 31.24%	0 0.00%	0 0.00%	249 31.24%
	Cast Votes:	797 93.11%	0 0.00%	0 0.00%	797 93.11%
	Over Votes:	0 0.00%	0 0.00%	0 0.00%	0 0.00%
	Under Votes:	59 6.89%	0 0.00%	0 0.00%	59 6.89%
SENATE JOINT RESOLUTION 8212, Vote For 1					
	Approved	506 62.39%	0 0.00%	0 0.00%	506 62.39%
	Rejected	305 37.61%	0 0.00%	0 0.00%	305 37.61%
	Cast Votes:	811 94.74%	0 0.00%	0 0.00%	811 94.74%
	Over Votes:	0 0.00%	0 0.00%	0 0.00%	0 0.00%
	Under Votes:	45 5.26%	0 0.00%	0 0.00%	45 5.26%
ENGROSSED HOUSE JOINT RESOLUTION 4204, Vote For 1					
	Approved	357 42.75%	0 0.00%	0 0.00%	357 42.75%
	Rejected	478 57.25%	0 0.00%	0 0.00%	478 57.25%
	Cast Votes:	835 97.55%	0 0.00%	0 0.00%	835 97.55%
	Over Votes:	0 0.00%	0 0.00%	0 0.00%	0 0.00%
	Under Votes:	21 2.45%	0 0.00%	0 0.00%	21 2.45%
SUBSTITUTE HOUSE JOINT RESOLUTION 4215, Vote For 1					
	Approved	424 52.61%	0 0.00%	0 0.00%	424 52.61%
	Rejected	382 47.39%	0 0.00%	0 0.00%	382 47.39%
	Cast Votes:	806 94.16%	0 0.00%	0 0.00%	806 94.16%
	Over Votes:	0 0.00%	0 0.00%	0 0.00%	0 0.00%
	Under Votes:	50 5.84%	0 0.00%	0 0.00%	50 5.84%



11/27/2007 Page 240 of 368 2:48PM

Precinct Report — Official
Skagit County, Washington — 2007 General Election — November 06, 2007

Page 202 of 329

11/27/2007 10:43 AM

Total Number of Voters : 33,455 of 59,686 = 56.05%

Precincts Reporting 118 of 118 = 100.00%

Party	Candidate	Absentee	Early	Election	Total
Precinct 221 (Ballots Cast: 856)					
City of Anacortes, Council Ward 3, Vote For 1					
	Kevin McKeown	444 54.08%	0 0.00%	0 0.00%	444 54.08%
	Stuart Janke	377 45.92%	0 0.00%	0 0.00%	377 45.92%
	Cast Votes:	821 95.91%	0 0.00%	0 0.00%	821 95.91%
	Over Votes:	0 0.00%	0 0.00%	0 0.00%	0 0.00%
	Under Votes:	35 4.09%	0 0.00%	0 0.00%	35 4.09%
Fidalgo Park And Recreation District, Commissioner Position 1, Vote For 1					
	Bob Linder	561 100.00%	0 0.00%	0 0.00%	561 100.00%
	Cast Votes:	561 65.54%	0 0.00%	0 0.00%	561 65.54%
	Over Votes:	0 0.00%	0 0.00%	0 0.00%	0 0.00%
	Under Votes:	295 34.46%	0 0.00%	0 0.00%	295 34.46%
Fidalgo Park And Recreation District, Commissioner Position 4, Vote For 1					
	Kim Jenssen	549 100.00%	0 0.00%	0 0.00%	549 100.00%
	Cast Votes:	549 64.14%	0 0.00%	0 0.00%	549 64.14%
	Over Votes:	0 0.00%	0 0.00%	0 0.00%	0 0.00%
	Under Votes:	307 35.86%	0 0.00%	0 0.00%	307 35.86%
Hospital District #2, Commissioner Position 4, Vote For 1					
	Laurie M. Gere	624 100.00%	0 0.00%	0 0.00%	624 100.00%
	Cast Votes:	624 72.90%	0 0.00%	0 0.00%	624 72.90%
	Over Votes:	0 0.00%	0 0.00%	0 0.00%	0 0.00%
	Under Votes:	232 27.10%	0 0.00%	0 0.00%	232 27.10%
Hospital District #2, Commissioner Position 5, Vote For 1					
	Boyd Q. Veer	310 44.10%	0 0.00%	0 0.00%	310 44.10%
	Chip Bogosian	393 55.90%	0 0.00%	0 0.00%	393 55.90%
	Cast Votes:	703 82.13%	0 0.00%	0 0.00%	703 82.13%
	Over Votes:	0 0.00%	0 0.00%	0 0.00%	0 0.00%
	Under Votes:	153 17.87%	0 0.00%	0 0.00%	153 17.87%
Port of Anacortes, Commissioner District 3, Vote For 1					
	Steve Hopley	557 100.00%	0 0.00%	0 0.00%	557 100.00%
	Cast Votes:	557 65.07%	0 0.00%	0 0.00%	557 65.07%
	Over Votes:	0 0.00%	0 0.00%	0 0.00%	0 0.00%
	Under Votes:	299 34.93%	0 0.00%	0 0.00%	299 34.93%



200711270115

Skagit County Auditor

Precinct Report — Official
Skagit County, Washington — 2007 General Election — November 06, 2007


Page 203 of 329

11/27/2007 10:43 AM

Total Number of Voters : 33,455 of 59,686 = 56.05%

Precincts Reporting 118 of 118 = 100.00%

Party	Candidate	Absentee	Early	Election	Total
Precinct 221 (Ballots Cast: 856)					
Port of Anacortes, Commissioner District 4, Vote For 1					
	Pat D. Mooney	472 100.00%	0 0.00%	0 0.00%	472 100.00%
	Cast Votes:	472 55.14%	0 0.00%	0 0.00%	472 55.14%
	Over Votes:	0 0.00%	0 0.00%	0 0.00%	0 0.00%
	Under Votes:	384 44.86%	0 0.00%	0 0.00%	384 44.86%
Anacortes School District #103, Director Position 3, Vote For 1					
	Jeannette L. Papadakis	527 100.00%	0 0.00%	0 0.00%	527 100.00%
	Cast Votes:	527 61.57%	0 0.00%	0 0.00%	527 61.57%
	Over Votes:	0 0.00%	0 0.00%	0 0.00%	0 0.00%
	Under Votes:	329 38.43%	0 0.00%	0 0.00%	329 38.43%
Anacortes School District #103, Director Position 4, Vote For 1					
	Carol Pyke	535 100.00%	0 0.00%	0 0.00%	535 100.00%
	Cast Votes:	535 62.50%	0 0.00%	0 0.00%	535 62.50%
	Over Votes:	1 0.12%	0 0.00%	0 0.00%	1 0.12%
	Under Votes:	320 37.38%	0 0.00%	0 0.00%	320 37.38%
Anacortes School District #103, Director Position 5, Vote For 1					
	Chris V. Anderson	531 100.00%	0 0.00%	0 0.00%	531 100.00%
	Cast Votes:	531 62.03%	0 0.00%	0 0.00%	531 62.03%
	Over Votes:	0 0.00%	0 0.00%	0 0.00%	0 0.00%
	Under Votes:	325 37.97%	0 0.00%	0 0.00%	325 37.97%



200711270115
 Skagit County Auditor

Precinct Report — Official
Skagit County, Washington — 2007 General Election — November 06, 2007

Page 204 of 329

11/27/2007 10:43 AM

Total Number of Voters : 33,455 of 59,686 = 56.05%

Precincts Reporting 118 of 118 = 100.00%

Party	Candidate	Absentee	Early	Election	Total
Precinct 222 (Ballots Cast: 503)					
INITIATIVE MEASURE 960, Vote For 1					
	Yes	243 51.92%	0 0.00%	0 0.00%	243 51.92%
	No	225 48.08%	0 0.00%	0 0.00%	225 48.08%
	Cast Votes:	468 93.04%	0 0.00%	0 0.00%	468 93.04%
	Over Votes:	0 0.00%	0 0.00%	0 0.00%	0 0.00%
	Under Votes:	35 6.96%	0 0.00%	0 0.00%	35 6.96%
REFERENDUM MEASURE 67, Vote For 1					
	Approved	281 59.28%	0 0.00%	0 0.00%	281 59.28%
	Rejected	193 40.72%	0 0.00%	0 0.00%	193 40.72%
	Cast Votes:	474 94.23%	0 0.00%	0 0.00%	474 94.23%
	Over Votes:	0 0.00%	0 0.00%	0 0.00%	0 0.00%
	Under Votes:	29 5.77%	0 0.00%	0 0.00%	29 5.77%
ENGROSSED SUBSTITUTE SENATE JOINT RESOLUTION 8206, Vote For 1					
	Approved	296 65.63%	0 0.00%	0 0.00%	296 65.63%
	Rejected	155 34.37%	0 0.00%	0 0.00%	155 34.37%
	Cast Votes:	451 89.66%	0 0.00%	0 0.00%	451 89.66%
	Over Votes:	0 0.00%	0 0.00%	0 0.00%	0 0.00%
	Under Votes:	52 10.34%	0 0.00%	0 0.00%	52 10.34%
SENATE JOINT RESOLUTION 8212, Vote For 1					
	Approved	263 58.84%	0 0.00%	0 0.00%	263 58.84%
	Rejected	184 41.16%	0 0.00%	0 0.00%	184 41.16%
	Cast Votes:	447 88.87%	0 0.00%	0 0.00%	447 88.87%
	Over Votes:	0 0.00%	0 0.00%	0 0.00%	0 0.00%
	Under Votes:	56 11.13%	0 0.00%	0 0.00%	56 11.13%
ENGROSSED HOUSE JOINT RESOLUTION 4204, Vote For 1					
	Approved	238 48.67%	0 0.00%	0 0.00%	238 48.67%
	Rejected	251 51.33%	0 0.00%	0 0.00%	251 51.33%
	Cast Votes:	489 97.22%	0 0.00%	0 0.00%	489 97.22%
	Over Votes:	0 0.00%	0 0.00%	0 0.00%	0 0.00%
	Under Votes:	14 2.78%	0 0.00%	0 0.00%	14 2.78%
SUBSTITUTE HOUSE JOINT RESOLUTION 4215, Vote For 1					
	Approved	259 56.55%	0 0.00%	0 0.00%	259 56.55%
	Rejected	199 43.45%	0 0.00%	0 0.00%	199 43.45%
	Cast Votes:	458 91.05%	0 0.00%	0 0.00%	458 91.05%
	Over Votes:	0 0.00%	0 0.00%	0 0.00%	0 0.00%
	Under Votes:	45 8.95%	0 0.00%	0 0.00%	45 8.95%



200711270115
 Skagit County Auditor
 11/27/2007 Page 243 of 368 2:48PM

Precinct Report — Official
Skagit County, Washington — 2007 General Election — November 06, 2007

Page 205 of 329

11/27/2007 10:43 AM

Total Number of Voters : 33,455 of 59,686 = 56.05%

Precincts Reporting 118 of 118 = 100.00%

Party	Candidate	Absentee	Early	Election	Total
-------	-----------	----------	-------	----------	-------

Precinct 222 (Ballots Cast: 503)

City of Anacortes, Council Ward 3, Vote For 1

Kevin McKeown	229	46.93%	0	0.00%	0	0.00%	229	46.93%
Stuart Janke	259	53.07%	0	0.00%	0	0.00%	259	53.07%
Cast Votes:	488	97.02%	0	0.00%	0	0.00%	488	97.02%
Over Votes:	0	0.00%	0	0.00%	0	0.00%	0	0.00%
Under Votes:	15	2.98%	0	0.00%	0	0.00%	15	2.98%

Fidalgo Park And Recreation District, Commissioner Position 1, Vote For 1

Bob Linder	334	100.00%	0	0.00%	0	0.00%	334	100.00%
Cast Votes:	334	66.40%	0	0.00%	0	0.00%	334	66.40%
Over Votes:	0	0.00%	0	0.00%	0	0.00%	0	0.00%
Under Votes:	169	33.60%	0	0.00%	0	0.00%	169	33.60%

Fidalgo Park And Recreation District, Commissioner Position 4, Vote For 1

Kim Jenssen	328	100.00%	0	0.00%	0	0.00%	328	100.00%
Cast Votes:	328	65.21%	0	0.00%	0	0.00%	328	65.21%
Over Votes:	0	0.00%	0	0.00%	0	0.00%	0	0.00%
Under Votes:	175	34.79%	0	0.00%	0	0.00%	175	34.79%

Hospital District #2, Commissioner Position 4, Vote For 1


Laurie M. Gere	362	100.00%	0	0.00%	0	0.00%	362	100.00%
Cast Votes:	362	71.97%	0	0.00%	0	0.00%	362	71.97%
Over Votes:	0	0.00%	0	0.00%	0	0.00%	0	0.00%
Under Votes:	141	28.03%	0	0.00%	0	0.00%	141	28.03%

Hospital District #2, Commissioner Position 5, Vote For 1

Boyd Q. Veer	223	54.00%	0	0.00%	0	0.00%	223	54.00%
Chip Bogosian	190	46.00%	0	0.00%	0	0.00%	190	46.00%
Cast Votes:	413	82.11%	0	0.00%	0	0.00%	413	82.11%
Over Votes:	0	0.00%	0	0.00%	0	0.00%	0	0.00%
Under Votes:	90	17.89%	0	0.00%	0	0.00%	90	17.89%

Port of Anacortes, Commissioner District 3, Vote For 1

Steve Hopley	308	100.00%	0	0.00%	0	0.00%	308	100.00%
Cast Votes:	308	61.23%	0	0.00%	0	0.00%	308	61.23%
Over Votes:	0	0.00%	0	0.00%	0	0.00%	0	0.00%
Under Votes:	195	38.77%	0	0.00%	0	0.00%	195	38.77%



200711270115
 Skagit County Auditor

11/27/2007 Page 244 of 368 2:48PM

Precinct Report — Official
Skagit County, Washington — 2007 General Election — November 06, 2007

Page 206 of 329

11/27/2007 10:43 AM

Total Number of Voters : 33,455 of 59,686 = 56.05%

Precincts Reporting 118 of 118 = 100.00%

Party	Candidate	Absentee	Early	Election	Total
Precinct 222 (Ballots Cast: 503)					
Port of Anacortes, Commissioner District 4, Vote For 1					
	Pat D. Mooney	325 100.00%	0 0.00%	0 0.00%	325 100.00%
	Cast Votes:	325 64.61%	0 0.00%	0 0.00%	325 64.61%
	Over Votes:	0 0.00%	0 0.00%	0 0.00%	0 0.00%
	Under Votes:	178 35.39%	0 0.00%	0 0.00%	178 35.39%
Anacortes School District #103, Director Position 3, Vote For 1					
	Jeannette L. Papadakis	324 100.00%	0 0.00%	0 0.00%	324 100.00%
	Cast Votes:	324 64.41%	0 0.00%	0 0.00%	324 64.41%
	Over Votes:	0 0.00%	0 0.00%	0 0.00%	0 0.00%
	Under Votes:	179 35.59%	0 0.00%	0 0.00%	179 35.59%
Anacortes School District #103, Director Position 4, Vote For 1					
	Carol Pyke	325 100.00%	0 0.00%	0 0.00%	325 100.00%
	Cast Votes:	325 64.61%	0 0.00%	0 0.00%	325 64.61%
	Over Votes:	0 0.00%	0 0.00%	0 0.00%	0 0.00%
	Under Votes:	178 35.39%	0 0.00%	0 0.00%	178 35.39%
Anacortes School District #103, Director Position 5, Vote For 1					
	Chris V. Anderson	320 100.00%	0 0.00%	0 0.00%	320 100.00%
	Cast Votes:	320 63.62%	0 0.00%	0 0.00%	320 63.62%
	Over Votes:	0 0.00%	0 0.00%	0 0.00%	0 0.00%
	Under Votes:	183 36.38%	0 0.00%	0 0.00%	183 36.38%



200711270115
 Skagit County Auditor

Precinct Report — Official
Skagit County, Washington — 2007 General Election — November 06, 2007

Page 207 of 329

11/27/2007 10:43 AM

Total Number of Voters : 33,455 of 59,686 = 56.05%

Precincts Reporting 118 of 118 = 100.00%

Party	Candidate	Absentee	Early	Election	Total
Precinct 224 (Ballots Cast: 896)					
INITIATIVE MEASURE 960, Vote For 1					
	Yes	480 55.49%	0 0.00%	0 0.00%	480 55.49%
	No	385 44.51%	0 0.00%	0 0.00%	385 44.51%
	Cast Votes:	865 96.54%	0 0.00%	0 0.00%	865 96.54%
	Over Votes:	0 0.00%	0 0.00%	0 0.00%	0 0.00%
	Under Votes:	31 3.46%	0 0.00%	0 0.00%	31 3.46%
REFERENDUM MEASURE 67, Vote For 1					
	Approved	466 53.20%	0 0.00%	0 0.00%	466 53.20%
	Rejected	410 46.80%	0 0.00%	0 0.00%	410 46.80%
	Cast Votes:	876 97.77%	0 0.00%	0 0.00%	876 97.77%
	Over Votes:	0 0.00%	0 0.00%	0 0.00%	0 0.00%
	Under Votes:	20 2.23%	0 0.00%	0 0.00%	20 2.23%
ENGROSSED SUBSTITUTE SENATE JOINT RESOLUTION 8206, Vote For 1					
	Approved	571 67.65%	0 0.00%	0 0.00%	571 67.65%
	Rejected	273 32.35%	0 0.00%	0 0.00%	273 32.35%
	Cast Votes:	844 94.20%	0 0.00%	0 0.00%	844 94.20%
	Over Votes:	0 0.00%	0 0.00%	0 0.00%	0 0.00%
	Under Votes:	52 5.80%	0 0.00%	0 0.00%	52 5.80%
SENATE JOINT RESOLUTION 8212, Vote For 1					
	Approved	538 63.74%	0 0.00%	0 0.00%	538 63.74%
	Rejected	306 36.26%	0 0.00%	0 0.00%	306 36.26%
	Cast Votes:	844 94.20%	0 0.00%	0 0.00%	844 94.20%
	Over Votes:	1 0.11%	0 0.00%	0 0.00%	1 0.11%
	Under Votes:	51 5.69%	0 0.00%	0 0.00%	51 5.69%
ENGROSSED HOUSE JOINT RESOLUTION 4204, Vote For 1					
	Approved	356 40.73%	0 0.00%	0 0.00%	356 40.73%
	Rejected	518 59.27%	0 0.00%	0 0.00%	518 59.27%
	Cast Votes:	874 97.54%	0 0.00%	0 0.00%	874 97.54%
	Over Votes:	0 0.00%	0 0.00%	0 0.00%	0 0.00%
	Under Votes:	22 2.46%	0 0.00%	0 0.00%	22 2.46%
SUBSTITUTE HOUSE JOINT RESOLUTION 4215, Vote For 1					
	Approved	465 55.29%	0 0.00%	0 0.00%	465 55.29%
	Rejected	376 44.71%	0 0.00%	0 0.00%	376 44.71%
	Cast Votes:	841 93.86%	0 0.00%	0 0.00%	841 93.86%
	Over Votes:	0 0.00%	0 0.00%	0 0.00%	0 0.00%
	Under Votes:	55 6.14%	0 0.00%	0 0.00%	55 6.14%

200711270115
 Skagit County Auditor
 11/27/2007 Page 246 of 368 2:48PM

Precinct Report — Official
Skagit County, Washington — 2007 General Election — November 06, 2007

Page 208 of 329

11/27/2007 10:43 AM

Total Number of Voters : 33,455 of 59,686 = 56.05%

Precincts Reporting 118 of 118 = 100.00%

Party	Candidate	Absentee	Early	Election	Total
Precinct 224 (Ballots Cast: 896)					
City of Anacortes, Council Ward 3, Vote For 1					
	Kevin McKeown	472 54.32%	0 0.00%	0 0.00%	472 54.32%
	Stuart Janke	397 45.68%	0 0.00%	0 0.00%	397 45.68%
	Cast Votes:	869 96.99%	0 0.00%	0 0.00%	869 96.99%
	Over Votes:	0 0.00%	0 0.00%	0 0.00%	0 0.00%
	Under Votes:	27 3.01%	0 0.00%	0 0.00%	27 3.01%
Fidalgo Park And Recreation District, Commissioner Position 1, Vote For 1					
	Bob Linder	546 100.00%	0 0.00%	0 0.00%	546 100.00%
	Cast Votes:	546 60.94%	0 0.00%	0 0.00%	546 60.94%
	Over Votes:	0 0.00%	0 0.00%	0 0.00%	0 0.00%
	Under Votes:	350 39.06%	0 0.00%	0 0.00%	350 39.06%
Fidalgo Park And Recreation District, Commissioner Position 4, Vote For 1					
	Kim Jenssen	545 100.00%	0 0.00%	0 0.00%	545 100.00%
	Cast Votes:	545 60.83%	0 0.00%	0 0.00%	545 60.83%
	Over Votes:	1 0.11%	0 0.00%	0 0.00%	1 0.11%
	Under Votes:	350 39.06%	0 0.00%	0 0.00%	350 39.06%
Hospital District #2, Commissioner Position 4, Vote For 1					
	Laurie M. Gere	630 100.00%	0 0.00%	0 0.00%	630 100.00%
	Cast Votes:	630 70.31%	0 0.00%	0 0.00%	630 70.31%
	Over Votes:	0 0.00%	0 0.00%	0 0.00%	0 0.00%
	Under Votes:	266 29.69%	0 0.00%	0 0.00%	266 29.69%
Hospital District #2, Commissioner Position 5, Vote For 1					
	Boyd Q. Veer	285 38.62%	0 0.00%	0 0.00%	285 38.62%
	Chip Bogosian	453 61.38%	0 0.00%	0 0.00%	453 61.38%
	Cast Votes:	738 82.37%	0 0.00%	0 0.00%	738 82.37%
	Over Votes:	0 0.00%	0 0.00%	0 0.00%	0 0.00%
	Under Votes:	158 17.63%	0 0.00%	0 0.00%	158 17.63%
Port of Anacortes, Commissioner District 3, Vote For 1					
	Steve Hopley	524 100.00%	0 0.00%	0 0.00%	524 100.00%
	Cast Votes:	524 58.48%	0 0.00%	0 0.00%	524 58.48%
	Over Votes:	0 0.00%	0 0.00%	0 0.00%	0 0.00%
	Under Votes:	372 41.52%	0 0.00%	0 0.00%	372 41.52%



200711270115
 Skagit County Auditor

11/27/2007 Page 247 of 368 2:48PM

Precinct Report — Official
Skagit County, Washington — 2007 General Election — November 06, 2007

Page 209 of 329

11/27/2007 10:43 AM

Total Number of Voters : 33,455 of 59,686 = 56.05%

Precincts Reporting 118 of 118 = 100.00%

Party	Candidate	Absentee	Early	Election	Total
Precinct 224 (Ballots Cast: 896)					
Port of Anacortes, Commissioner District 4, Vote For 1					
	Pat D. Mooney	509 100.00%	0 0.00%	0 0.00%	509 100.00%
	Cast Votes:	509 56.81%	0 0.00%	0 0.00%	509 56.81%
	Over Votes:	0 0.00%	0 0.00%	0 0.00%	0 0.00%
	Under Votes:	387 43.19%	0 0.00%	0 0.00%	387 43.19%
Anacortes School District #103, Director Position 3, Vote For 1					
	Jeannette L. Papadakis	535 100.00%	0 0.00%	0 0.00%	535 100.00%
	Cast Votes:	535 59.71%	0 0.00%	0 0.00%	535 59.71%
	Over Votes:	0 0.00%	0 0.00%	0 0.00%	0 0.00%
	Under Votes:	361 40.29%	0 0.00%	0 0.00%	361 40.29%
Anacortes School District #103, Director Position 4, Vote For 1					
	Carol Pyke	545 100.00%	0 0.00%	0 0.00%	545 100.00%
	Cast Votes:	545 60.83%	0 0.00%	0 0.00%	545 60.83%
	Over Votes:	1 0.11%	0 0.00%	0 0.00%	1 0.11%
	Under Votes:	350 39.06%	0 0.00%	0 0.00%	350 39.06%
Anacortes School District #103, Director Position 5, Vote For 1					
	Chris V. Anderson	536 100.00%	0 0.00%	0 0.00%	536 100.00%
	Cast Votes:	536 59.82%	0 0.00%	0 0.00%	536 59.82%
	Over Votes:	0 0.00%	0 0.00%	0 0.00%	0 0.00%
	Under Votes:	360 40.18%	0 0.00%	0 0.00%	360 40.18%



200711270115
 Skagit County Auditor

11/27/2007 Page 248 of 368 2:48PM

Precinct Report — Official
Skagit County, Washington — 2007 General Election — November 06, 2007


Page 210 of 329

11/27/2007 10:43 AM

Total Number of Voters : 33,455 of 59,686 = 56.05%

Precincts Reporting 118 of 118 = 100.00%

Party	Candidate	Absentee	Early	Election	Total
Precinct 301 (Ballots Cast: 143)					
INITIATIVE MEASURE 960, Vote For 1					
	Yes	72 53.73%	0 0.00%	0 0.00%	72 53.73%
	No	62 46.27%	0 0.00%	0 0.00%	62 46.27%
	Cast Votes:	134 93.71%	0 0.00%	0 0.00%	134 93.71%
	Over Votes:	0 0.00%	0 0.00%	0 0.00%	0 0.00%
	Under Votes:	9 6.29%	0 0.00%	0 0.00%	9 6.29%
REFERENDUM MEASURE 67, Vote For 1					
	Approved	73 54.89%	0 0.00%	0 0.00%	73 54.89%
	Rejected	60 45.11%	0 0.00%	0 0.00%	60 45.11%
	Cast Votes:	133 93.01%	0 0.00%	0 0.00%	133 93.01%
	Over Votes:	0 0.00%	0 0.00%	0 0.00%	0 0.00%
	Under Votes:	10 6.99%	0 0.00%	0 0.00%	10 6.99%
ENGROSSED SUBSTITUTE SENATE JOINT RESOLUTION 8206, Vote For 1					
	Approved	81 62.31%	0 0.00%	0 0.00%	81 62.31%
	Rejected	49 37.69%	0 0.00%	0 0.00%	49 37.69%
	Cast Votes:	130 90.91%	0 0.00%	0 0.00%	130 90.91%
	Over Votes:	0 0.00%	0 0.00%	0 0.00%	0 0.00%
	Under Votes:	13 9.09%	0 0.00%	0 0.00%	13 9.09%
SENATE JOINT RESOLUTION 8212, Vote For 1					
	Approved	83 62.88%	0 0.00%	0 0.00%	83 62.88%
	Rejected	49 37.12%	0 0.00%	0 0.00%	49 37.12%
	Cast Votes:	132 92.31%	0 0.00%	0 0.00%	132 92.31%
	Over Votes:	0 0.00%	0 0.00%	0 0.00%	0 0.00%
	Under Votes:	11 7.69%	0 0.00%	0 0.00%	11 7.69%
ENGROSSED HOUSE JOINT RESOLUTION 4204, Vote For 1					
	Approved	63 45.65%	0 0.00%	0 0.00%	63 45.65%
	Rejected	75 54.35%	0 0.00%	0 0.00%	75 54.35%
	Cast Votes:	138 96.50%	0 0.00%	0 0.00%	138 96.50%
	Over Votes:	0 0.00%	0 0.00%	0 0.00%	0 0.00%
	Under Votes:	5 3.50%	0 0.00%	0 0.00%	5 3.50%
SUBSTITUTE HOUSE JOINT RESOLUTION 4215, Vote For 1					
	Approved	56 44.80%	0 0.00%	0 0.00%	56 44.80%
	Rejected	69 55.20%	0 0.00%	0 0.00%	69 55.20%
	Cast Votes:	125 87.41%	0 0.00%	0 0.00%	125 87.41%
	Over Votes:	0 0.00%	0 0.00%	0 0.00%	0 0.00%
	Under Votes:	18 12.59%	0 0.00%	0 0.00%	18 12.59%



200711270115
 Skagit County Auditor

Precinct Report — Official
Skagit County, Washington — 2007 General Election — November 06, 2007


Page 211 of 329

11/27/2007 10:43 AM

Total Number of Voters : 33,455 of 59,686 = 56.05%

Precincts Reporting 118 of 118 = 100.00%

Party	Candidate	Absentee	Early	Election	Total
Precinct 301 (Ballots Cast: 143)					
City Of Mount Vernon, Mayor, Vote For 1					
	Bud Norris	90 67.67%	0 0.00%	0 0.00%	90 67.67%
	Doris Brevoort (W)	43 32.33%	0 0.00%	0 0.00%	43 32.33%
	Cast Votes:	133 93.01%	0 0.00%	0 0.00%	133 93.01%
	Over Votes:	0 0.00%	0 0.00%	0 0.00%	0 0.00%
	Under Votes:	10 6.99%	0 0.00%	0 0.00%	10 6.99%
City Of Mount Vernon, Council Ward 1, Vote For 1					
	Joe Lindquist	108 100.00%	0 0.00%	0 0.00%	108 100.00%
	Cast Votes:	108 75.52%	0 0.00%	0 0.00%	108 75.52%
	Over Votes:	0 0.00%	0 0.00%	0 0.00%	0 0.00%
	Under Votes:	35 24.48%	0 0.00%	0 0.00%	35 24.48%
City Of Mount Vernon, Council Ward 2, Vote For 1					
	Scott McMullen	58 49.15%	0 0.00%	0 0.00%	58 49.15%
	Mark Hulst	60 50.85%	0 0.00%	0 0.00%	60 50.85%
	Cast Votes:	118 82.52%	0 0.00%	0 0.00%	118 82.52%
	Over Votes:	0 0.00%	0 0.00%	0 0.00%	0 0.00%
	Under Votes:	25 17.48%	0 0.00%	0 0.00%	25 17.48%
City Of Mount Vernon, Council Ward 3, Vote For 1					
	Mike Urban	83 67.48%	0 0.00%	0 0.00%	83 67.48%
	Paul "Gonzo" Gonzales	40 32.52%	0 0.00%	0 0.00%	40 32.52%
	Cast Votes:	123 86.01%	0 0.00%	0 0.00%	123 86.01%
	Over Votes:	0 0.00%	0 0.00%	0 0.00%	0 0.00%
	Under Votes:	20 13.99%	0 0.00%	0 0.00%	20 13.99%
Hospital District #1, Commissioner Position 2, Vote For 1					
	Tim Raschko	100 100.00%	0 0.00%	0 0.00%	100 100.00%
	Cast Votes:	100 69.93%	0 0.00%	0 0.00%	100 69.93%
	Over Votes:	1 0.70%	0 0.00%	0 0.00%	1 0.70%
	Under Votes:	42 29.37%	0 0.00%	0 0.00%	42 29.37%
Hospital District #1, Commissioner Position 4, Vote For 1					
	James L. Hobbs Sr.	104 100.00%	0 0.00%	0 0.00%	104 100.00%
	Cast Votes:	104 72.73%	0 0.00%	0 0.00%	104 72.73%
	Over Votes:	0 0.00%	0 0.00%	0 0.00%	0 0.00%
	Under Votes:	39 27.27%	0 0.00%	0 0.00%	39 27.27%


 200711270115
 Skagit County Auditor
 11/27/2007 Page 250 of 368 2:48PM

Precinct Report — Official
Skagit County, Washington — 2007 General Election — November 06, 2007

Page 212 of 329

11/27/2007 10:43 AM

Total Number of Voters : 33,455 of 59,686 = 56.05%

Precincts Reporting 118 of 118 = 100.00%

Party	Candidate	Absentee	Early	Election	Total
-------	-----------	----------	-------	----------	-------

Precinct 301 (Ballots Cast: 143)

Port of Skagit County, Commissioner District 1, Vote For 1									
	Kevin Ware	102	100.00%	0	0.00%	0	0.00%	102	100.00%
	Cast Votes:	102	71.33%	0	0.00%	0	0.00%	102	71.33%
	Over Votes:	0	0.00%	0	0.00%	0	0.00%	0	0.00%
	Under Votes:	41	28.67%	0	0.00%	0	0.00%	41	28.67%
Mount Vernon School District #320, Director District 1, Vote For 1									
	Laura Flores Cailloux	100	100.00%	0	0.00%	0	0.00%	100	100.00%
	Cast Votes:	100	69.93%	0	0.00%	0	0.00%	100	69.93%
	Over Votes:	0	0.00%	0	0.00%	0	0.00%	0	0.00%
	Under Votes:	43	30.07%	0	0.00%	0	0.00%	43	30.07%
Mount Vernon School District #320, Director District 2, Vote For 1									
	Robert Coffey	100	100.00%	0	0.00%	0	0.00%	100	100.00%
	Cast Votes:	100	69.93%	0	0.00%	0	0.00%	100	69.93%
	Over Votes:	0	0.00%	0	0.00%	0	0.00%	0	0.00%
	Under Votes:	43	30.07%	0	0.00%	0	0.00%	43	30.07%
Mount Vernon School District #320, Director District 3, Vote For 1									
	T.J. Larrick	97	100.00%	0	0.00%	0	0.00%	97	100.00%
	Cast Votes:	97	67.83%	0	0.00%	0	0.00%	97	67.83%
	Over Votes:	0	0.00%	0	0.00%	0	0.00%	0	0.00%
	Under Votes:	46	32.17%	0	0.00%	0	0.00%	46	32.17%



200711270115
 Skagit County Auditor

Precinct Report — Official
Skagit County, Washington — 2007 General Election — November 06, 2007

Page 213 of 329

11/27/2007 10:43 AM

Total Number of Voters : 33,455 of 59,686 = 56.05%

Precincts Reporting 118 of 118 = 100.00%

Party	Candidate	Absentee	Early	Election	Total
Precinct 302 (Ballots Cast: 115)					
INITIATIVE MEASURE 960, Vote For 1					
	Yes	55 50.00%	0 0.00%	0 0.00%	55 50.00%
	No	55 50.00%	0 0.00%	0 0.00%	55 50.00%
	Cast Votes:	110 95.65%	0 0.00%	0 0.00%	110 95.65%
	Over Votes:	0 0.00%	0 0.00%	0 0.00%	0 0.00%
	Under Votes:	5 4.35%	0 0.00%	0 0.00%	5 4.35%
REFERENDUM MEASURE 67, Vote For 1					
	Approved	68 60.18%	0 0.00%	0 0.00%	68 60.18%
	Rejected	45 39.82%	0 0.00%	0 0.00%	45 39.82%
	Cast Votes:	113 98.26%	0 0.00%	0 0.00%	113 98.26%
	Over Votes:	0 0.00%	0 0.00%	0 0.00%	0 0.00%
	Under Votes:	2 1.74%	0 0.00%	0 0.00%	2 1.74%
ENGROSSED SUBSTITUTE SENATE JOINT RESOLUTION 8206, Vote For 1					
	Approved	69 63.89%	0 0.00%	0 0.00%	69 63.89%
	Rejected	39 36.11%	0 0.00%	0 0.00%	39 36.11%
	Cast Votes:	108 93.91%	0 0.00%	0 0.00%	108 93.91%
	Over Votes:	0 0.00%	0 0.00%	0 0.00%	0 0.00%
	Under Votes:	7 6.09%	0 0.00%	0 0.00%	7 6.09%
SENATE JOINT RESOLUTION 8212, Vote For 1					
	Approved	67 61.47%	0 0.00%	0 0.00%	67 61.47%
	Rejected	42 38.53%	0 0.00%	0 0.00%	42 38.53%
	Cast Votes:	109 94.78%	0 0.00%	0 0.00%	109 94.78%
	Over Votes:	0 0.00%	0 0.00%	0 0.00%	0 0.00%
	Under Votes:	6 5.22%	0 0.00%	0 0.00%	6 5.22%
ENGROSSED HOUSE JOINT RESOLUTION 4204, Vote For 1					
	Approved	59 51.75%	0 0.00%	0 0.00%	59 51.75%
	Rejected	55 48.25%	0 0.00%	0 0.00%	55 48.25%
	Cast Votes:	114 99.13%	0 0.00%	0 0.00%	114 99.13%
	Over Votes:	0 0.00%	0 0.00%	0 0.00%	0 0.00%
	Under Votes:	1 0.87%	0 0.00%	0 0.00%	1 0.87%
SUBSTITUTE HOUSE JOINT RESOLUTION 4215, Vote For 1					
	Approved	54 49.09%	0 0.00%	0 0.00%	54 49.09%
	Rejected	56 50.91%	0 0.00%	0 0.00%	56 50.91%
	Cast Votes:	110 95.65%	0 0.00%	0 0.00%	110 95.65%
	Over Votes:	0 0.00%	0 0.00%	0 0.00%	0 0.00%
	Under Votes:	5 4.35%	0 0.00%	0 0.00%	5 4.35%



200711270115

Skagit County Auditor

Precinct Report — Official
Skagit County, Washington — 2007 General Election — November 06, 2007

Page 214 of 329

11/27/2007 10:43 AM

Total Number of Voters : 33,455 of 59,686 = 56.05%

Precincts Reporting 118 of 118 = 100.00%

Party	Candidate	Absentee	Early	Election	Total
Precinct 302 (Ballots Cast: 115)					
City Of Mount Vernon, Mayor, Vote For 1					
	Bud Norris	63 63.64%	0 0.00%	0 0.00%	63 63.64%
	Doris Brevoort (W)	36 36.36%	0 0.00%	0 0.00%	36 36.36%
	Cast Votes:	99 86.09%	0 0.00%	0 0.00%	99 86.09%
	Over Votes:	0 0.00%	0 0.00%	0 0.00%	0 0.00%
	Under Votes:	16 13.91%	0 0.00%	0 0.00%	16 13.91%
City Of Mount Vernon, Council Ward 1, Vote For 1					
	Joe Lindquist	87 100.00%	0 0.00%	0 0.00%	87 100.00%
	Cast Votes:	87 75.65%	0 0.00%	0 0.00%	87 75.65%
	Over Votes:	0 0.00%	0 0.00%	0 0.00%	0 0.00%
	Under Votes:	28 24.35%	0 0.00%	0 0.00%	28 24.35%
City Of Mount Vernon, Council Ward 2, Vote For 1					
	Scott McMullen	51 51.00%	0 0.00%	0 0.00%	51 51.00%
	Mark Hulst	49 49.00%	0 0.00%	0 0.00%	49 49.00%
	Cast Votes:	100 86.96%	0 0.00%	0 0.00%	100 86.96%
	Over Votes:	0 0.00%	0 0.00%	0 0.00%	0 0.00%
	Under Votes:	15 13.04%	0 0.00%	0 0.00%	15 13.04%
City Of Mount Vernon, Council Ward 3, Vote For 1					
	Mike Urban	54 55.67%	0 0.00%	0 0.00%	54 55.67%
	Paul "Gonzo" Gonzales	43 44.33%	0 0.00%	0 0.00%	43 44.33%
	Cast Votes:	97 84.35%	0 0.00%	0 0.00%	97 84.35%
	Over Votes:	0 0.00%	0 0.00%	0 0.00%	0 0.00%
	Under Votes:	18 15.65%	0 0.00%	0 0.00%	18 15.65%
Hospital District #1, Commissioner Position 2, Vote For 1					
	Tim Raschko	75 100.00%	0 0.00%	0 0.00%	75 100.00%
	Cast Votes:	75 65.22%	0 0.00%	0 0.00%	75 65.22%
	Over Votes:	0 0.00%	0 0.00%	0 0.00%	0 0.00%
	Under Votes:	40 34.78%	0 0.00%	0 0.00%	40 34.78%
Hospital District #1, Commissioner Position 4, Vote For 1					
	James L. Hobbs Sr.	80 100.00%	0 0.00%	0 0.00%	80 100.00%
	Cast Votes:	80 69.57%	0 0.00%	0 0.00%	80 69.57%
	Over Votes:	0 0.00%	0 0.00%	0 0.00%	0 0.00%
	Under Votes:	35 30.43%	0 0.00%	0 0.00%	35 30.43%



11/27/2007 Page 253 of 368 2:48PM

Precinct Report — Official
Skagit County, Washington — 2007 General Election — November 06, 2007

Page 215 of 329

11/27/2007 10:43 AM

Total Number of Voters : 33,455 of 59,686 = 56.05%

Precincts Reporting 118 of 118 = 100.00%

Party	Candidate	Absentee	Early	Election	Total
-------	-----------	----------	-------	----------	-------

Precinct 302 (Ballots Cast: 115)

Port of Skagit County, Commissioner District 1, Vote For 1									
Kevin Ware		77	100.00%	0	0.00%	0	0.00%	77	100.00%
Cast Votes:		77	66.96%	0	0.00%	0	0.00%	77	66.96%
Over Votes:		0	0.00%	0	0.00%	0	0.00%	0	0.00%
Under Votes:		38	33.04%	0	0.00%	0	0.00%	38	33.04%
Mount Vernon School District #320, Director District 1, Vote For 1									
Laura Flores Cailloux		82	100.00%	0	0.00%	0	0.00%	82	100.00%
Cast Votes:		82	71.30%	0	0.00%	0	0.00%	82	71.30%
Over Votes:		0	0.00%	0	0.00%	0	0.00%	0	0.00%
Under Votes:		33	28.70%	0	0.00%	0	0.00%	33	28.70%
Mount Vernon School District #320, Director District 2, Vote For 1									
Robert Coffey		79	100.00%	0	0.00%	0	0.00%	79	100.00%
Cast Votes:		79	68.70%	0	0.00%	0	0.00%	79	68.70%
Over Votes:		0	0.00%	0	0.00%	0	0.00%	0	0.00%
Under Votes:		36	31.30%	0	0.00%	0	0.00%	36	31.30%
Mount Vernon School District #320, Director District 3, Vote For 1									
T.J. Larrick		71	100.00%	0	0.00%	0	0.00%	71	100.00%
Cast Votes:		71	61.74%	0	0.00%	0	0.00%	71	61.74%
Over Votes:		0	0.00%	0	0.00%	0	0.00%	0	0.00%
Under Votes:		44	38.26%	0	0.00%	0	0.00%	44	38.26%



200711270115

Skagit County Auditor

Precinct Report — Official
Skagit County, Washington — 2007 General Election — November 06, 2007

Page 216 of 329

11/27/2007 10:43 AM

Total Number of Voters : 33,455 of 59,686 = 56.05%

Precincts Reporting 118 of 118 = 100.00%

Party	Candidate	Absentee	Early	Election	Total
Precinct 303 (Ballots Cast: 345)					
INITIATIVE MEASURE 960, Vote For 1					
	Yes	147 44.01%	0 0.00%	0 0.00%	147 44.01%
	No	187 55.99%	0 0.00%	0 0.00%	187 55.99%
	Cast Votes:	334 96.81%	0 0.00%	0 0.00%	334 96.81%
	Over Votes:	0 0.00%	0 0.00%	0 0.00%	0 0.00%
	Under Votes:	11 3.19%	0 0.00%	0 0.00%	11 3.19%
REFERENDUM MEASURE 67, Vote For 1					
	Approved	201 59.64%	0 0.00%	0 0.00%	201 59.64%
	Rejected	136 40.36%	0 0.00%	0 0.00%	136 40.36%
	Cast Votes:	337 97.68%	0 0.00%	0 0.00%	337 97.68%
	Over Votes:	2 0.58%	0 0.00%	0 0.00%	2 0.58%
	Under Votes:	6 1.74%	0 0.00%	0 0.00%	6 1.74%
ENGROSSED SUBSTITUTE SENATE JOINT RESOLUTION 8206, Vote For 1					
	Approved	207 63.50%	0 0.00%	0 0.00%	207 63.50%
	Rejected	119 36.50%	0 0.00%	0 0.00%	119 36.50%
	Cast Votes:	326 94.49%	0 0.00%	0 0.00%	326 94.49%
	Over Votes:	0 0.00%	0 0.00%	0 0.00%	0 0.00%
	Under Votes:	19 5.51%	0 0.00%	0 0.00%	19 5.51%
SENATE JOINT RESOLUTION 8212, Vote For 1					
	Approved	195 60.00%	0 0.00%	0 0.00%	195 60.00%
	Rejected	130 40.00%	0 0.00%	0 0.00%	130 40.00%
	Cast Votes:	325 94.20%	0 0.00%	0 0.00%	325 94.20%
	Over Votes:	0 0.00%	0 0.00%	0 0.00%	0 0.00%
	Under Votes:	20 5.80%	0 0.00%	0 0.00%	20 5.80%
ENGROSSED HOUSE JOINT RESOLUTION 4204, Vote For 1					
	Approved	151 44.81%	0 0.00%	0 0.00%	151 44.81%
	Rejected	186 55.19%	0 0.00%	0 0.00%	186 55.19%
	Cast Votes:	337 97.68%	0 0.00%	0 0.00%	337 97.68%
	Over Votes:	0 0.00%	0 0.00%	0 0.00%	0 0.00%
	Under Votes:	8 2.32%	0 0.00%	0 0.00%	8 2.32%
SUBSTITUTE HOUSE JOINT RESOLUTION 4215, Vote For 1					
	Approved	162 50.00%	0 0.00%	0 0.00%	162 50.00%
	Rejected	162 50.00%	0 0.00%	0 0.00%	162 50.00%
	Cast Votes:	324 93.91%	0 0.00%	0 0.00%	324 93.91%
	Over Votes:	0 0.00%	0 0.00%	0 0.00%	0 0.00%
	Under Votes:	21 6.09%	0 0.00%	0 0.00%	21 6.09%



200711270115
 Skagit County Auditor

11/27/2007 Page 255 of 368 2:48PM

Precinct Report — Official
Skagit County, Washington — 2007 General Election — November 06, 2007

Page 217 of 329

11/27/2007 10:43 AM

Total Number of Voters : 33,455 of 59,686 = 56.05%

Precincts Reporting 118 of 118 = 100.00%

Party	Candidate	Absentee	Early	Election	Total
Precinct 303 (Ballots Cast: 346)					
City Of Mount Vernon, Mayor, Vote For 1					
	Bud Norris	200 66.01%	0 0.00%	0 0.00%	200 66.01%
	Doris Brevoort (W)	103 33.99%	0 0.00%	0 0.00%	103 33.99%
	Cast Votes:	303 87.83%	0 0.00%	0 0.00%	303 87.83%
	Over Votes:	1 0.29%	0 0.00%	0 0.00%	1 0.29%
	Under Votes:	41 11.88%	0 0.00%	0 0.00%	41 11.88%
City Of Mount Vernon, Council Ward 1, Vote For 1					
	Joe Lindquist	261 100.00%	0 0.00%	0 0.00%	261 100.00%
	Cast Votes:	261 75.65%	0 0.00%	0 0.00%	261 75.65%
	Over Votes:	0 0.00%	0 0.00%	0 0.00%	0 0.00%
	Under Votes:	84 24.35%	0 0.00%	0 0.00%	84 24.35%
City Of Mount Vernon, Council Ward 2, Vote For 1					
	Scott McMullen	159 55.21%	0 0.00%	0 0.00%	159 55.21%
	Mark Hulst	129 44.79%	0 0.00%	0 0.00%	129 44.79%
	Cast Votes:	288 83.48%	0 0.00%	0 0.00%	288 83.48%
	Over Votes:	1 0.29%	0 0.00%	0 0.00%	1 0.29%
	Under Votes:	56 16.23%	0 0.00%	0 0.00%	56 16.23%
City Of Mount Vernon, Council Ward 3, Vote For 1					
	Mike Urban	220 71.90%	0 0.00%	0 0.00%	220 71.90%
	Paul "Gonzo" Gonzales	86 28.10%	0 0.00%	0 0.00%	86 28.10%
	Cast Votes:	306 88.70%	0 0.00%	0 0.00%	306 88.70%
	Over Votes:	0 0.00%	0 0.00%	0 0.00%	0 0.00%
	Under Votes:	39 11.30%	0 0.00%	0 0.00%	39 11.30%
Hospital District #1, Commissioner Position 2, Vote For 1					
	Tim Raschko	253 100.00%	0 0.00%	0 0.00%	253 100.00%
	Cast Votes:	253 73.33%	0 0.00%	0 0.00%	253 73.33%
	Over Votes:	0 0.00%	0 0.00%	0 0.00%	0 0.00%
	Under Votes:	92 26.67%	0 0.00%	0 0.00%	92 26.67%
Hospital District #1, Commissioner Position 4, Vote For 1					
	James L. Hobbs Sr.	255 100.00%	0 0.00%	0 0.00%	255 100.00%
	Cast Votes:	255 73.91%	0 0.00%	0 0.00%	255 73.91%
	Over Votes:	0 0.00%	0 0.00%	0 0.00%	0 0.00%
	Under Votes:	90 26.09%	0 0.00%	0 0.00%	90 26.09%



200711270115
 Skagit County Auditor

Precinct Report — Official
Skagit County, Washington — 2007 General Election — November 06, 2007

Page 218 of 329

11/27/2007 10:43 AM

Total Number of Voters : 33,455 of 59,686 = 56.05%

Precincts Reporting 118 of 118 = 100.00%

Party	Candidate	Absentee	Early	Election	Total
-------	-----------	----------	-------	----------	-------

Precinct 303 (Ballots Cast: 345)

Port of Skagit County, Commissioner District 1, Vote For 1									
	Kevin Ware	254	100.00%	0	0.00%	0	0.00%	254	100.00%
Cast Votes:		254	73.62%	0	0.00%	0	0.00%	254	73.62%
Over Votes:		1	0.29%	0	0.00%	0	0.00%	1	0.29%
Under Votes:		90	26.09%	0	0.00%	0	0.00%	90	26.09%
Mount Vernon School District #320, Director District 1, Vote For 1									
	Laura Flores Cailloux	253	100.00%	0	0.00%	0	0.00%	253	100.00%
Cast Votes:		253	73.33%	0	0.00%	0	0.00%	253	73.33%
Over Votes:		0	0.00%	0	0.00%	0	0.00%	0	0.00%
Under Votes:		92	26.67%	0	0.00%	0	0.00%	92	26.67%
Mount Vernon School District #320, Director District 2, Vote For 1									
	Robert Coffey	251	100.00%	0	0.00%	0	0.00%	251	100.00%
Cast Votes:		251	72.75%	0	0.00%	0	0.00%	251	72.75%
Over Votes:		0	0.00%	0	0.00%	0	0.00%	0	0.00%
Under Votes:		94	27.25%	0	0.00%	0	0.00%	94	27.25%
Mount Vernon School District #320, Director District 3, Vote For 1									
	T.J. Larrick	248	100.00%	0	0.00%	0	0.00%	248	100.00%
Cast Votes:		248	71.88%	0	0.00%	0	0.00%	248	71.88%
Over Votes:		0	0.00%	0	0.00%	0	0.00%	0	0.00%
Under Votes:		97	28.12%	0	0.00%	0	0.00%	97	28.12%



200711270115
 Skagit County Auditor

Precinct Report — Official
Skagit County, Washington — 2007 General Election — November 06, 2007

Page 219 of 329

11/27/2007 10:43 AM

Total Number of Voters : 33,455 of 59,686 = 56.05%

Precincts Reporting 118 of 118 = 100.00%

Party	Candidate	Absentee	Early	Election	Total
Precinct 304 (Ballots Cast: 519)					
INITIATIVE MEASURE 960, Vote For 1					
	Yes	232 46.96%	0 0.00%	0 0.00%	232 46.96%
	No	262 53.04%	0 0.00%	0 0.00%	262 53.04%
	Cast Votes:	494 95.18%	0 0.00%	0 0.00%	494 95.18%
	Over Votes:	0 0.00%	0 0.00%	0 0.00%	0 0.00%
	Under Votes:	25 4.82%	0 0.00%	0 0.00%	25 4.82%
REFERENDUM MEASURE 67, Vote For 1					
	Approved	253 50.60%	0 0.00%	0 0.00%	253 50.60%
	Rejected	247 49.40%	0 0.00%	0 0.00%	247 49.40%
	Cast Votes:	500 96.34%	0 0.00%	0 0.00%	500 96.34%
	Over Votes:	0 0.00%	0 0.00%	0 0.00%	0 0.00%
	Under Votes:	19 3.66%	0 0.00%	0 0.00%	19 3.66%
ENGROSSED SUBSTITUTE SENATE JOINT RESOLUTION 8206, Vote For 1					
	Approved	316 66.39%	0 0.00%	0 0.00%	316 66.39%
	Rejected	160 33.61%	0 0.00%	0 0.00%	160 33.61%
	Cast Votes:	476 91.71%	0 0.00%	0 0.00%	476 91.71%
	Over Votes:	0 0.00%	0 0.00%	0 0.00%	0 0.00%
	Under Votes:	43 8.29%	0 0.00%	0 0.00%	43 8.29%
SENATE JOINT RESOLUTION 8212, Vote For 1					
	Approved	257 54.80%	0 0.00%	0 0.00%	257 54.80%
	Rejected	212 45.20%	0 0.00%	0 0.00%	212 45.20%
	Cast Votes:	469 90.37%	0 0.00%	0 0.00%	469 90.37%
	Over Votes:	0 0.00%	0 0.00%	0 0.00%	0 0.00%
	Under Votes:	50 9.63%	0 0.00%	0 0.00%	50 9.63%
ENGROSSED HOUSE JOINT RESOLUTION 4204, Vote For 1					
	Approved	217 43.49%	0 0.00%	0 0.00%	217 43.49%
	Rejected	282 56.51%	0 0.00%	0 0.00%	282 56.51%
	Cast Votes:	499 96.15%	0 0.00%	0 0.00%	499 96.15%
	Over Votes:	0 0.00%	0 0.00%	0 0.00%	0 0.00%
	Under Votes:	20 3.85%	0 0.00%	0 0.00%	20 3.85%
SUBSTITUTE HOUSE JOINT RESOLUTION 4215, Vote For 1					
	Approved	223 47.35%	0 0.00%	0 0.00%	223 47.35%
	Rejected	248 52.65%	0 0.00%	0 0.00%	248 52.65%
	Cast Votes:	471 90.75%	0 0.00%	0 0.00%	471 90.75%
	Over Votes:	0 0.00%	0 0.00%	0 0.00%	0 0.00%
	Under Votes:	48 9.25%	0 0.00%	0 0.00%	48 9.25%



200711270115
 Skagit County Auditor
 11/27/2007 Page 258 of 368 2:48PM

Precinct Report — Official
Skagit County, Washington — 2007 General Election — November 06, 2007

Page 220 of 329

11/27/2007 10:43 AM

Total Number of Voters : 33,455 of 59,686 = 56.05%

Precincts Reporting 118 of 118 = 100.00%

Party	Candidate	Absentee	Early	Election	Total
Precinct 304 (Ballots Cast: 519)					
City Of Mount Vernon, Mayor, Vote For 1					
	Bud Norris	322 71.88%	0 0.00%	0 0.00%	322 71.88%
	Doris Brevoort (W)	126 28.13%	0 0.00%	0 0.00%	126 28.13%
	Cast Votes:	448 86.32%	0 0.00%	0 0.00%	448 86.32%
	Over Votes:	0 0.00%	0 0.00%	0 0.00%	0 0.00%
	Under Votes:	71 13.68%	0 0.00%	0 0.00%	71 13.68%
City Of Mount Vernon, Council Ward 1, Vote For 1					
	Joe Lindquist	389 100.00%	0 0.00%	0 0.00%	389 100.00%
	Cast Votes:	389 74.95%	0 0.00%	0 0.00%	389 74.95%
	Over Votes:	0 0.00%	0 0.00%	0 0.00%	0 0.00%
	Under Votes:	130 25.05%	0 0.00%	0 0.00%	130 25.05%
City Of Mount Vernon, Council Ward 2, Vote For 1					
	Scott McMullen	260 59.77%	0 0.00%	0 0.00%	260 59.77%
	Mark Hulst	175 40.23%	0 0.00%	0 0.00%	175 40.23%
	Cast Votes:	435 83.82%	0 0.00%	0 0.00%	435 83.82%
	Over Votes:	0 0.00%	0 0.00%	0 0.00%	0 0.00%
	Under Votes:	84 16.18%	0 0.00%	0 0.00%	84 16.18%
City Of Mount Vernon, Council Ward 3, Vote For 1					
	Mike Urban	338 72.69%	0 0.00%	0 0.00%	338 72.69%
	Paul "Gonzo" Gonzales	127 27.31%	0 0.00%	0 0.00%	127 27.31%
	Cast Votes:	465 89.60%	0 0.00%	0 0.00%	465 89.60%
	Over Votes:	0 0.00%	0 0.00%	0 0.00%	0 0.00%
	Under Votes:	54 10.40%	0 0.00%	0 0.00%	54 10.40%
Hospital District #1, Commissioner Position 2, Vote For 1					
	Tim Raschko	375 100.00%	0 0.00%	0 0.00%	375 100.00%
	Cast Votes:	375 72.25%	0 0.00%	0 0.00%	375 72.25%
	Over Votes:	0 0.00%	0 0.00%	0 0.00%	0 0.00%
	Under Votes:	144 27.75%	0 0.00%	0 0.00%	144 27.75%
Hospital District #1, Commissioner Position 4, Vote For 1					
	James L. Hobbs Sr.	366 100.00%	0 0.00%	0 0.00%	366 100.00%
	Cast Votes:	366 70.52%	0 0.00%	0 0.00%	366 70.52%
	Over Votes:	0 0.00%	0 0.00%	0 0.00%	0 0.00%
	Under Votes:	153 29.48%	0 0.00%	0 0.00%	153 29.48%



200711270115
 Skagit County Auditor

11/27/2007 Page 259 of 368 2:48PM

Precinct Report — Official
Skagit County, Washington — 2007 General Election — November 06, 2007

Page 221 of 329

11/27/2007 10:43 AM

Total Number of Voters : 33,455 of 59,686 = 56.05%

Precincts Reporting 118 of 118 = 100.00%

Party	Candidate	Absentee	Early	Election	Total
Precinct 304 (Ballots Cast: 519)					
Port of Skagit County, Commissioner District 1, Vote For 1					
	Kevin Ware	369 100.00%	0 0.00%	0 0.00%	369 100.00%
	Cast Votes:	369 71.10%	0 0.00%	0 0.00%	369 71.10%
	Over Votes:	0 0.00%	0 0.00%	0 0.00%	0 0.00%
	Under Votes:	150 28.90%	0 0.00%	0 0.00%	150 28.90%
Mount Vernon School District #320, Director District 1, Vote For 1					
	Laura Flores Cailloux	364 100.00%	0 0.00%	0 0.00%	364 100.00%
	Cast Votes:	364 70.13%	0 0.00%	0 0.00%	364 70.13%
	Over Votes:	0 0.00%	0 0.00%	0 0.00%	0 0.00%
	Under Votes:	155 29.87%	0 0.00%	0 0.00%	155 29.87%
Mount Vernon School District #320, Director District 2, Vote For 1					
	Robert Coffey	376 100.00%	0 0.00%	0 0.00%	376 100.00%
	Cast Votes:	376 72.45%	0 0.00%	0 0.00%	376 72.45%
	Over Votes:	0 0.00%	0 0.00%	0 0.00%	0 0.00%
	Under Votes:	143 27.55%	0 0.00%	0 0.00%	143 27.55%
Mount Vernon School District #320, Director District 3, Vote For 1					
	T.J. Larrick	361 100.00%	0 0.00%	0 0.00%	361 100.00%
	Cast Votes:	361 69.56%	0 0.00%	0 0.00%	361 69.56%
	Over Votes:	0 0.00%	0 0.00%	0 0.00%	0 0.00%
	Under Votes:	158 30.44%	0 0.00%	0 0.00%	158 30.44%



200711270115

Skagit County Auditor

Precinct Report — Official
Skagit County, Washington — 2007 General Election — November 06, 2007

Page 222 of 329

11/27/2007 10:43 AM

Total Number of Voters : 33,455 of 59,686 = 56.05%

Precincts Reporting 118 of 118 = 100.00%

Party	Candidate	Absentee	Early	Election	Total
Precinct 305 (Ballots Cast: 37)					
INITIATIVE MEASURE 960, Vote For 1					
	Yes	16 44.44%	0 0.00%	0 0.00%	16 44.44%
	No	20 55.56%	0 0.00%	0 0.00%	20 55.56%
	Cast Votes:	36 97.30%	0 0.00%	0 0.00%	36 97.30%
	Over Votes:	0 0.00%	0 0.00%	0 0.00%	0 0.00%
	Under Votes:	1 2.70%	0 0.00%	0 0.00%	1 2.70%
REFERENDUM MEASURE 67, Vote For 1					
	Approved	23 62.16%	0 0.00%	0 0.00%	23 62.16%
	Rejected	14 37.84%	0 0.00%	0 0.00%	14 37.84%
	Cast Votes:	37 100.00%	0 0.00%	0 0.00%	37 100.00%
	Over Votes:	0 0.00%	0 0.00%	0 0.00%	0 0.00%
	Under Votes:	0 0.00%	0 0.00%	0 0.00%	0 0.00%
ENGROSSED SUBSTITUTE SENATE JOINT RESOLUTION 8206, Vote For 1					
	Approved	22 59.46%	0 0.00%	0 0.00%	22 59.46%
	Rejected	15 40.54%	0 0.00%	0 0.00%	15 40.54%
	Cast Votes:	37 100.00%	0 0.00%	0 0.00%	37 100.00%
	Over Votes:	0 0.00%	0 0.00%	0 0.00%	0 0.00%
	Under Votes:	0 0.00%	0 0.00%	0 0.00%	0 0.00%
SENATE JOINT RESOLUTION 8212, Vote For 1					
	Approved	20 58.82%	0 0.00%	0 0.00%	20 58.82%
	Rejected	14 41.18%	0 0.00%	0 0.00%	14 41.18%
	Cast Votes:	34 91.89%	0 0.00%	0 0.00%	34 91.89%
	Over Votes:	0 0.00%	0 0.00%	0 0.00%	0 0.00%
	Under Votes:	3 8.11%	0 0.00%	0 0.00%	3 8.11%
ENGROSSED HOUSE JOINT RESOLUTION 4204, Vote For 1					
	Approved	16 43.24%	0 0.00%	0 0.00%	16 43.24%
	Rejected	21 56.76%	0 0.00%	0 0.00%	21 56.76%
	Cast Votes:	37 100.00%	0 0.00%	0 0.00%	37 100.00%
	Over Votes:	0 0.00%	0 0.00%	0 0.00%	0 0.00%
	Under Votes:	0 0.00%	0 0.00%	0 0.00%	0 0.00%
SUBSTITUTE HOUSE JOINT RESOLUTION 4215, Vote For 1					
	Approved	19 52.78%	0 0.00%	0 0.00%	19 52.78%
	Rejected	17 47.22%	0 0.00%	0 0.00%	17 47.22%
	Cast Votes:	36 97.30%	0 0.00%	0 0.00%	36 97.30%
	Over Votes:	0 0.00%	0 0.00%	0 0.00%	0 0.00%
	Under Votes:	1 2.70%	0 0.00%	0 0.00%	1 2.70%



200711270115
 Skagit County Auditor

Precinct Report — Official
Skagit County, Washington — 2007 General Election — November 06, 2007

Page 223 of 329

11/27/2007 10:43 AM

Total Number of Voters : 33,455 of 59,686 = 56.05%

Precincts Reporting 118 of 118 = 100.00%

Party	Candidate	Absentee	Early	Election	Total
Precinct 305 (Ballots Cast: 37)					
City Of Mount Vernon, Mayor, Vote For 1					
	Bud Norris	20 71.43%	0 0.00%	0 0.00%	20 71.43%
	Doris Brevoort (W)	8 28.57%	0 0.00%	0 0.00%	8 28.57%
	Cast Votes:	28 75.68%	0 0.00%	0 0.00%	28 75.68%
	Over Votes:	0 0.00%	0 0.00%	0 0.00%	0 0.00%
	Under Votes:	9 24.32%	0 0.00%	0 0.00%	9 24.32%
City Of Mount Vernon, Council Ward 1, Vote For 1					
	Joe Lindquist	30 100.00%	0 0.00%	0 0.00%	30 100.00%
	Cast Votes:	30 81.08%	0 0.00%	0 0.00%	30 81.08%
	Over Votes:	0 0.00%	0 0.00%	0 0.00%	0 0.00%
	Under Votes:	7 18.92%	0 0.00%	0 0.00%	7 18.92%
City Of Mount Vernon, Council Ward 2, Vote For 1					
	Scott McMullen	26 76.47%	0 0.00%	0 0.00%	26 76.47%
	Mark Hulst	8 23.53%	0 0.00%	0 0.00%	8 23.53%
	Cast Votes:	34 91.89%	0 0.00%	0 0.00%	34 91.89%
	Over Votes:	0 0.00%	0 0.00%	0 0.00%	0 0.00%
	Under Votes:	3 8.11%	0 0.00%	0 0.00%	3 8.11%
City Of Mount Vernon, Council Ward 3, Vote For 1					
	Mike Urban	23 67.65%	0 0.00%	0 0.00%	23 67.65%
	Paul "Gonzo" Gonzales	11 32.35%	0 0.00%	0 0.00%	11 32.35%
	Cast Votes:	34 91.89%	0 0.00%	0 0.00%	34 91.89%
	Over Votes:	0 0.00%	0 0.00%	0 0.00%	0 0.00%
	Under Votes:	3 8.11%	0 0.00%	0 0.00%	3 8.11%
Hospital District #1, Commissioner Position 2, Vote For 1					
	Tim Raschko	29 100.00%	0 0.00%	0 0.00%	29 100.00%
	Cast Votes:	29 78.38%	0 0.00%	0 0.00%	29 78.38%
	Over Votes:	0 0.00%	0 0.00%	0 0.00%	0 0.00%
	Under Votes:	8 21.62%	0 0.00%	0 0.00%	8 21.62%
Hospital District #1, Commissioner Position 4, Vote For 1					
	James L. Hobbs Sr.	29 100.00%	0 0.00%	0 0.00%	29 100.00%
	Cast Votes:	29 78.38%	0 0.00%	0 0.00%	29 78.38%
	Over Votes:	0 0.00%	0 0.00%	0 0.00%	0 0.00%
	Under Votes:	8 21.62%	0 0.00%	0 0.00%	8 21.62%



200711270115
 Skagit County Auditor

Precinct Report — Official
Skagit County, Washington — 2007 General Election — November 06, 2007

Page 224 of 329

11/27/2007 10:43 AM

Total Number of Voters : 33,455 of 59,686 = 56.05%

Precincts Reporting 118 of 118 = 100.00%

Party	Candidate	Absentee	Early	Election	Total
Precinct 305 (Ballots Cast: 37)					
Port of Skagit County, Commissioner District 1, Vote For 1					
	Kevin Ware	30 100.00%	0 0.00%	0 0.00%	30 100.00%
	Cast Votes:	30 81.08%	0 0.00%	0 0.00%	30 81.08%
	Over Votes:	0 0.00%	0 0.00%	0 0.00%	0 0.00%
	Under Votes:	7 18.92%	0 0.00%	0 0.00%	7 18.92%
Mount Vernon School District #320, Director District 1, Vote For 1					
	Laura Flores Cailloux	29 100.00%	0 0.00%	0 0.00%	29 100.00%
	Cast Votes:	29 78.38%	0 0.00%	0 0.00%	29 78.38%
	Over Votes:	0 0.00%	0 0.00%	0 0.00%	0 0.00%
	Under Votes:	8 21.62%	0 0.00%	0 0.00%	8 21.62%
Mount Vernon School District #320, Director District 2, Vote For 1					
	Robert Coffey	29 100.00%	0 0.00%	0 0.00%	29 100.00%
	Cast Votes:	29 78.38%	0 0.00%	0 0.00%	29 78.38%
	Over Votes:	0 0.00%	0 0.00%	0 0.00%	0 0.00%
	Under Votes:	8 21.62%	0 0.00%	0 0.00%	8 21.62%
Mount Vernon School District #320, Director District 3, Vote For 1					
	T.J. Larrick	29 100.00%	0 0.00%	0 0.00%	29 100.00%
	Cast Votes:	29 78.38%	0 0.00%	0 0.00%	29 78.38%
	Over Votes:	0 0.00%	0 0.00%	0 0.00%	0 0.00%
	Under Votes:	8 21.62%	0 0.00%	0 0.00%	8 21.62%



200711270115

Skagit County Auditor

11/27/2007 Page 263 of 368 2:48PM

Precinct Report — Official
Skagit County, Washington — 2007 General Election — November 06, 2007

Page 225 of 329

11/27/2007 10:43 AM

Total Number of Voters : 33,455 of 59,686 = 56.05%

Precincts Reporting 118 of 118 = 100.00%

Party	Candidate	Absentee	Early	Election	Total
Precinct 306 (Ballots Cast: 306)					
INITIATIVE MEASURE 960, Vote For 1					
	Yes	113 39.79%	0 0.00%	0 0.00%	113 39.79%
	No	171 60.21%	0 0.00%	0 0.00%	171 60.21%
	Cast Votes:	284 92.81%	0 0.00%	0 0.00%	284 92.81%
	Over Votes:	0 0.00%	0 0.00%	0 0.00%	0 0.00%
	Under Votes:	22 7.19%	0 0.00%	0 0.00%	22 7.19%
REFERENDUM MEASURE 67, Vote For 1					
	Approved	189 64.51%	0 0.00%	0 0.00%	189 64.51%
	Rejected	104 35.49%	0 0.00%	0 0.00%	104 35.49%
	Cast Votes:	293 95.75%	0 0.00%	0 0.00%	293 95.75%
	Over Votes:	0 0.00%	0 0.00%	0 0.00%	0 0.00%
	Under Votes:	13 4.25%	0 0.00%	0 0.00%	13 4.25%
ENGROSSED SUBSTITUTE SENATE JOINT RESOLUTION 8206, Vote For 1					
	Approved	205 73.74%	0 0.00%	0 0.00%	205 73.74%
	Rejected	73 26.26%	0 0.00%	0 0.00%	73 26.26%
	Cast Votes:	278 90.85%	0 0.00%	0 0.00%	278 90.85%
	Over Votes:	0 0.00%	0 0.00%	0 0.00%	0 0.00%
	Under Votes:	28 9.15%	0 0.00%	0 0.00%	28 9.15%
SENATE JOINT RESOLUTION 8212, Vote For 1					
	Approved	155 55.96%	0 0.00%	0 0.00%	155 55.96%
	Rejected	122 44.04%	0 0.00%	0 0.00%	122 44.04%
	Cast Votes:	277 90.52%	0 0.00%	0 0.00%	277 90.52%
	Over Votes:	0 0.00%	0 0.00%	0 0.00%	0 0.00%
	Under Votes:	29 9.48%	0 0.00%	0 0.00%	29 9.48%
ENGROSSED HOUSE JOINT RESOLUTION 4204, Vote For 1					
	Approved	156 52.35%	0 0.00%	0 0.00%	156 52.35%
	Rejected	142 47.65%	0 0.00%	0 0.00%	142 47.65%
	Cast Votes:	298 97.39%	0 0.00%	0 0.00%	298 97.39%
	Over Votes:	0 0.00%	0 0.00%	0 0.00%	0 0.00%
	Under Votes:	8 2.61%	0 0.00%	0 0.00%	8 2.61%
SUBSTITUTE HOUSE JOINT RESOLUTION 4215, Vote For 1					
	Approved	130 46.43%	0 0.00%	0 0.00%	130 46.43%
	Rejected	150 53.57%	0 0.00%	0 0.00%	150 53.57%
	Cast Votes:	280 91.50%	0 0.00%	0 0.00%	280 91.50%
	Over Votes:	0 0.00%	0 0.00%	0 0.00%	0 0.00%
	Under Votes:	26 8.50%	0 0.00%	0 0.00%	26 8.50%



200711270115
 Skagit County Auditor

11/27/2007 Page 264 of 368 2:48PM

Precinct Report — Official
Skagit County, Washington — 2007 General Election — November 06, 2007

Page 226 of 329

11/27/2007 10:43 AM

Total Number of Voters : 33,455 of 59,686 = 56.05%

Precincts Reporting 118 of 118 = 100.00%

Party	Candidate	Absentee	Early	Election	Total
Precinct 306 (Ballots Cast: 306)					
City Of Mount Vernon, Mayor, Vote For 1					
	Bud Norris	147 54.85%	0 0.00%	0 0.00%	147 54.85%
	Doris Brevoort (W)	121 45.15%	0 0.00%	0 0.00%	121 45.15%
	Cast Votes:	268 87.58%	0 0.00%	0 0.00%	268 87.58%
	Over Votes:	0 0.00%	0 0.00%	0 0.00%	0 0.00%
	Under Votes:	38 12.42%	0 0.00%	0 0.00%	38 12.42%
City Of Mount Vernon, Council Ward 1, Vote For 1					
	Joe Lindquist	208 100.00%	0 0.00%	0 0.00%	208 100.00%
	Cast Votes:	208 67.97%	0 0.00%	0 0.00%	208 67.97%
	Over Votes:	0 0.00%	0 0.00%	0 0.00%	0 0.00%
	Under Votes:	98 32.03%	0 0.00%	0 0.00%	98 32.03%
City Of Mount Vernon, Council Ward 2, Vote For 1					
	Scott McMullen	135 50.00%	0 0.00%	0 0.00%	135 50.00%
	Mark Hulst	135 50.00%	0 0.00%	0 0.00%	135 50.00%
	Cast Votes:	270 88.24%	0 0.00%	0 0.00%	270 88.24%
	Over Votes:	0 0.00%	0 0.00%	0 0.00%	0 0.00%
	Under Votes:	36 11.76%	0 0.00%	0 0.00%	36 11.76%
City Of Mount Vernon, Council Ward 3, Vote For 1					
	Mike Urban	165 60.00%	0 0.00%	0 0.00%	165 60.00%
	Paul "Gonzo" Gonzales	110 40.00%	0 0.00%	0 0.00%	110 40.00%
	Cast Votes:	275 89.87%	0 0.00%	0 0.00%	275 89.87%
	Over Votes:	0 0.00%	0 0.00%	0 0.00%	0 0.00%
	Under Votes:	31 10.13%	0 0.00%	0 0.00%	31 10.13%
Hospital District #1, Commissioner Position 2, Vote For 1					
	Tim Raschko	211 100.00%	0 0.00%	0 0.00%	211 100.00%
	Cast Votes:	211 68.95%	0 0.00%	0 0.00%	211 68.95%
	Over Votes:	0 0.00%	0 0.00%	0 0.00%	0 0.00%
	Under Votes:	95 31.05%	0 0.00%	0 0.00%	95 31.05%
Hospital District #1, Commissioner Position 4, Vote For 1					
	James L. Hobbs Sr.	209 100.00%	0 0.00%	0 0.00%	209 100.00%
	Cast Votes:	209 68.30%	0 0.00%	0 0.00%	209 68.30%
	Over Votes:	0 0.00%	0 0.00%	0 0.00%	0 0.00%
	Under Votes:	97 31.70%	0 0.00%	0 0.00%	97 31.70%



200711270115
 Skagit County Auditor

Precinct Report — Official
Skagit County, Washington — 2007 General Election — November 06, 2007


Page 227 of 329

11/27/2007 10:43 AM

Total Number of Voters : 33,455 of 59,686 = 56.05%

Precincts Reporting 118 of 118 = 100.00%

Party	Candidate	Absentee	Early	Election	Total
Precinct 306 (Ballots Cast: 306)					
Port of Skagit County, Commissioner District 1, Vote For 1					
	Kevin Ware	209 100.00%	0 0.00%	0 0.00%	209 100.00%
	Cast Votes:	209 68.30%	0 0.00%	0 0.00%	209 68.30%
	Over Votes:	0 0.00%	0 0.00%	0 0.00%	0 0.00%
	Under Votes:	97 31.70%	0 0.00%	0 0.00%	97 31.70%
Mount Vernon School District #320, Director District 1, Vote For 1					
	Laura Flores Cailloux	221 100.00%	0 0.00%	0 0.00%	221 100.00%
	Cast Votes:	221 72.22%	0 0.00%	0 0.00%	221 72.22%
	Over Votes:	0 0.00%	0 0.00%	0 0.00%	0 0.00%
	Under Votes:	85 27.78%	0 0.00%	0 0.00%	85 27.78%
Mount Vernon School District #320, Director District 2, Vote For 1					
	Robert Coffey	214 100.00%	0 0.00%	0 0.00%	214 100.00%
	Cast Votes:	214 69.93%	0 0.00%	0 0.00%	214 69.93%
	Over Votes:	0 0.00%	0 0.00%	0 0.00%	0 0.00%
	Under Votes:	92 30.07%	0 0.00%	0 0.00%	92 30.07%
Mount Vernon School District #320, Director District 3, Vote For 1					
	T.J. Larrick	205 100.00%	0 0.00%	0 0.00%	205 100.00%
	Cast Votes:	205 66.99%	0 0.00%	0 0.00%	205 66.99%
	Over Votes:	0 0.00%	0 0.00%	0 0.00%	0 0.00%
	Under Votes:	101 33.01%	0 0.00%	0 0.00%	101 33.01%



200711270115
 Skagit County Auditor

Precinct Report — Official
Skagit County, Washington — 2007 General Election — November 06, 2007


Page 228 of 329

11/27/2007 10:43 AM

Total Number of Voters : 33,455 of 59,686 = 56.05%

Precincts Reporting 118 of 118 = 100.00%

Party	Candidate	Absentee	Early	Election	Total
Precinct 307 (Ballots Cast: 402)					
INITIATIVE MEASURE 960, Vote For 1					
	Yes	160 42.22%	0 0.00%	0 0.00%	160 42.22%
	No	219 57.78%	0 0.00%	0 0.00%	219 57.78%
	Cast Votes:	379 94.28%	0 0.00%	0 0.00%	379 94.28%
	Over Votes:	0 0.00%	0 0.00%	0 0.00%	0 0.00%
	Under Votes:	23 5.72%	0 0.00%	0 0.00%	23 5.72%
REFERENDUM MEASURE 67, Vote For 1					
	Approved	240 62.99%	0 0.00%	0 0.00%	240 62.99%
	Rejected	141 37.01%	0 0.00%	0 0.00%	141 37.01%
	Cast Votes:	381 94.78%	0 0.00%	0 0.00%	381 94.78%
	Over Votes:	0 0.00%	0 0.00%	0 0.00%	0 0.00%
	Under Votes:	21 5.22%	0 0.00%	0 0.00%	21 5.22%
ENGROSSED SUBSTITUTE SENATE JOINT RESOLUTION 8206, Vote For 1					
	Approved	275 75.14%	0 0.00%	0 0.00%	275 75.14%
	Rejected	91 24.86%	0 0.00%	0 0.00%	91 24.86%
	Cast Votes:	366 91.04%	0 0.00%	0 0.00%	366 91.04%
	Over Votes:	0 0.00%	0 0.00%	0 0.00%	0 0.00%
	Under Votes:	36 8.96%	0 0.00%	0 0.00%	36 8.96%
SENATE JOINT RESOLUTION 8212, Vote For 1					
	Approved	215 59.72%	0 0.00%	0 0.00%	215 59.72%
	Rejected	145 40.28%	0 0.00%	0 0.00%	145 40.28%
	Cast Votes:	360 89.55%	0 0.00%	0 0.00%	360 89.55%
	Over Votes:	0 0.00%	0 0.00%	0 0.00%	0 0.00%
	Under Votes:	42 10.45%	0 0.00%	0 0.00%	42 10.45%
ENGROSSED HOUSE JOINT RESOLUTION 4204, Vote For 1					
	Approved	219 55.73%	0 0.00%	0 0.00%	219 55.73%
	Rejected	174 44.27%	0 0.00%	0 0.00%	174 44.27%
	Cast Votes:	393 97.76%	0 0.00%	0 0.00%	393 97.76%
	Over Votes:	0 0.00%	0 0.00%	0 0.00%	0 0.00%
	Under Votes:	9 2.24%	0 0.00%	0 0.00%	9 2.24%
SUBSTITUTE HOUSE JOINT RESOLUTION 4215, Vote For 1					
	Approved	205 57.58%	0 0.00%	0 0.00%	205 57.58%
	Rejected	151 42.42%	0 0.00%	0 0.00%	151 42.42%
	Cast Votes:	356 88.56%	0 0.00%	0 0.00%	356 88.56%
	Over Votes:	0 0.00%	0 0.00%	0 0.00%	0 0.00%
	Under Votes:	46 11.44%	0 0.00%	0 0.00%	46 11.44%


 200711270115
 Skagit County Auditor
 11/27/2007 Page 267 of 368 2:48PM

Precinct Report — Official
Skagit County, Washington — 2007 General Election — November 06, 2007

Page 229 of 329

11/27/2007 10:43 AM

Total Number of Voters : 33,455 of 59,686 = 56.05%

Precincts Reporting 118 of 118 = 100.00%

Party	Candidate	Absentee	Early	Election	Total
Precinct 307 (Ballots Cast: 402)					
City Of Mount Vernon, Mayor, Vote For 1					
	Bud Norris	179 49.31%	0 0.00%	0 0.00%	179 49.31%
	Doris Brevoort (W)	184 50.69%	0 0.00%	0 0.00%	184 50.69%
	Cast Votes:	363 90.30%	0 0.00%	0 0.00%	363 90.30%
	Over Votes:	0 0.00%	0 0.00%	0 0.00%	0 0.00%
	Under Votes:	39 9.70%	0 0.00%	0 0.00%	39 9.70%
City Of Mount Vernon, Council Ward 1, Vote For 1					
	Joe Lindquist	258 100.00%	0 0.00%	0 0.00%	258 100.00%
	Cast Votes:	258 64.18%	0 0.00%	0 0.00%	258 64.18%
	Over Votes:	0 0.00%	0 0.00%	0 0.00%	0 0.00%
	Under Votes:	144 35.82%	0 0.00%	0 0.00%	144 35.82%
City Of Mount Vernon, Council Ward 2, Vote For 1					
	Scott McMullen	196 57.48%	0 0.00%	0 0.00%	196 57.48%
	Mark Hulst	145 42.52%	0 0.00%	0 0.00%	145 42.52%
	Cast Votes:	341 84.83%	0 0.00%	0 0.00%	341 84.83%
	Over Votes:	0 0.00%	0 0.00%	0 0.00%	0 0.00%
	Under Votes:	61 15.17%	0 0.00%	0 0.00%	61 15.17%
City Of Mount Vernon, Council Ward 3, Vote For 1					
	Mike Urban	196 55.37%	0 0.00%	0 0.00%	196 55.37%
	Paul "Gonzo" Gonzales	158 44.63%	0 0.00%	0 0.00%	158 44.63%
	Cast Votes:	354 88.06%	0 0.00%	0 0.00%	354 88.06%
	Over Votes:	0 0.00%	0 0.00%	0 0.00%	0 0.00%
	Under Votes:	48 11.94%	0 0.00%	0 0.00%	48 11.94%
Hospital District #1, Commissioner Position 2, Vote For 1					
	Tim Raschko	262 100.00%	0 0.00%	0 0.00%	262 100.00%
	Cast Votes:	262 65.17%	0 0.00%	0 0.00%	262 65.17%
	Over Votes:	0 0.00%	0 0.00%	0 0.00%	0 0.00%
	Under Votes:	140 34.83%	0 0.00%	0 0.00%	140 34.83%
Hospital District #1, Commissioner Position 4, Vote For 1					
	James L. Hobbs Sr.	270 100.00%	0 0.00%	0 0.00%	270 100.00%
	Cast Votes:	270 67.16%	0 0.00%	0 0.00%	270 67.16%
	Over Votes:	0 0.00%	0 0.00%	0 0.00%	0 0.00%
	Under Votes:	132 32.84%	0 0.00%	0 0.00%	132 32.84%



11/27/2007 Page 268 of 368 2:48PM

Precinct Report — Official
Skagit County, Washington — 2007 General Election — November 06, 2007

Page 230 of 329

11/27/2007 10:43 AM

Total Number of Voters : 33,455 of 59,686 = 56.05%

Precincts Reporting 118 of 118 = 100.00%

Party	Candidate	Absentee	Early	Election	Total
Precinct 307 (Ballots Cast: 402)					
Port of Skagit County, Commissioner District 1, Vote For 1					
	Kevin Ware	251 100.00%	0 0.00%	0 0.00%	251 100.00%
	Cast Votes:	251 62.44%	0 0.00%	0 0.00%	251 62.44%
	Over Votes:	0 0.00%	0 0.00%	0 0.00%	0 0.00%
	Under Votes:	151 37.56%	0 0.00%	0 0.00%	151 37.56%
Mount Vernon School District #320, Director District 1, Vote For 1					
	Laura Flores Cailloux	270 100.00%	0 0.00%	0 0.00%	270 100.00%
	Cast Votes:	270 67.16%	0 0.00%	0 0.00%	270 67.16%
	Over Votes:	0 0.00%	0 0.00%	0 0.00%	0 0.00%
	Under Votes:	132 32.84%	0 0.00%	0 0.00%	132 32.84%
Mount Vernon School District #320, Director District 2, Vote For 1					
	Robert Coffey	269 100.00%	0 0.00%	0 0.00%	269 100.00%
	Cast Votes:	269 66.92%	0 0.00%	0 0.00%	269 66.92%
	Over Votes:	0 0.00%	0 0.00%	0 0.00%	0 0.00%
	Under Votes:	133 33.08%	0 0.00%	0 0.00%	133 33.08%
Mount Vernon School District #320, Director District 3, Vote For 1					
	T.J. Larrick	246 100.00%	0 0.00%	0 0.00%	246 100.00%
	Cast Votes:	246 61.19%	0 0.00%	0 0.00%	246 61.19%
	Over Votes:	0 0.00%	0 0.00%	0 0.00%	0 0.00%
	Under Votes:	156 38.81%	0 0.00%	0 0.00%	156 38.81%



200711270115
 Skagit County Auditor

Precinct Report — Official
Skagit County, Washington — 2007 General Election — November 06, 2007

Page 231 of 329

11/27/2007 10:43 AM

Total Number of Voters : 33,455 of 59,686 = 56.05%

Precincts Reporting 118 of 118 = 100.00%

Party	Candidate	Absentee	Early	Election	Total
Precinct 308 (Ballots Cast: 596)					
INITIATIVE MEASURE 960, Vote For 1					
	Yes	301 51.63%	0 0.00%	0 0.00%	301 51.63%
	No	282 48.37%	0 0.00%	0 0.00%	282 48.37%
	Cast Votes:	583 97.82%	0 0.00%	0 0.00%	583 97.82%
	Over Votes:	0 0.00%	0 0.00%	0 0.00%	0 0.00%
	Under Votes:	13 2.18%	0 0.00%	0 0.00%	13 2.18%
REFERENDUM MEASURE 67, Vote For 1					
	Approved	328 56.07%	0 0.00%	0 0.00%	328 56.07%
	Rejected	257 43.93%	0 0.00%	0 0.00%	257 43.93%
	Cast Votes:	585 98.15%	0 0.00%	0 0.00%	585 98.15%
	Over Votes:	0 0.00%	0 0.00%	0 0.00%	0 0.00%
	Under Votes:	11 1.85%	0 0.00%	0 0.00%	11 1.85%
ENGROSSED SUBSTITUTE SENATE JOINT RESOLUTION 8206, Vote For 1					
	Approved	366 65.95%	0 0.00%	0 0.00%	366 65.95%
	Rejected	189 34.05%	0 0.00%	0 0.00%	189 34.05%
	Cast Votes:	555 93.12%	0 0.00%	0 0.00%	555 93.12%
	Over Votes:	0 0.00%	0 0.00%	0 0.00%	0 0.00%
	Under Votes:	41 6.88%	0 0.00%	0 0.00%	41 6.88%
SENATE JOINT RESOLUTION 8212, Vote For 1					
	Approved	341 60.89%	0 0.00%	0 0.00%	341 60.89%
	Rejected	219 39.11%	0 0.00%	0 0.00%	219 39.11%
	Cast Votes:	560 93.96%	0 0.00%	0 0.00%	560 93.96%
	Over Votes:	0 0.00%	0 0.00%	0 0.00%	0 0.00%
	Under Votes:	36 6.04%	0 0.00%	0 0.00%	36 6.04%
ENGROSSED HOUSE JOINT RESOLUTION 4204, Vote For 1					
	Approved	219 37.50%	0 0.00%	0 0.00%	219 37.50%
	Rejected	365 62.50%	0 0.00%	0 0.00%	365 62.50%
	Cast Votes:	584 97.99%	0 0.00%	0 0.00%	584 97.99%
	Over Votes:	0 0.00%	0 0.00%	0 0.00%	0 0.00%
	Under Votes:	12 2.01%	0 0.00%	0 0.00%	12 2.01%
SUBSTITUTE HOUSE JOINT RESOLUTION 4215, Vote For 1					
	Approved	262 47.12%	0 0.00%	0 0.00%	262 47.12%
	Rejected	294 52.88%	0 0.00%	0 0.00%	294 52.88%
	Cast Votes:	556 93.29%	0 0.00%	0 0.00%	556 93.29%
	Over Votes:	0 0.00%	0 0.00%	0 0.00%	0 0.00%
	Under Votes:	40 6.71%	0 0.00%	0 0.00%	40 6.71%



200711270115
 Skagit County Auditor

11/27/2007 Page 270 of 368 2:48PM

Precinct Report — Official
Skagit County, Washington — 2007 General Election — November 06, 2007

Page 232 of 329

11/27/2007 10:43 AM

Total Number of Voters : 33,455 of 59,686 = 56.05%

Precincts Reporting 118 of 118 = 100.00%

Party	Candidate	Absentee	Early	Election	Total
Precinct 308 (Ballots Cast: 596)					
City Of Mount Vernon, Mayor, Vote For 1					
	Bud Norris	345 66.47%	0 0.00%	0 0.00%	345 66.47%
	Doris Brevoort (W)	174 33.53%	0 0.00%	0 0.00%	174 33.53%
	Cast Votes:	519 87.08%	0 0.00%	0 0.00%	519 87.08%
	Over Votes:	0 0.00%	0 0.00%	0 0.00%	0 0.00%
	Under Votes:	77 12.92%	0 0.00%	0 0.00%	77 12.92%
City Of Mount Vernon, Council Ward 1, Vote For 1					
	Joe Lindquist	434 100.00%	0 0.00%	0 0.00%	434 100.00%
	Cast Votes:	434 72.82%	0 0.00%	0 0.00%	434 72.82%
	Over Votes:	0 0.00%	0 0.00%	0 0.00%	0 0.00%
	Under Votes:	162 27.18%	0 0.00%	0 0.00%	162 27.18%
City Of Mount Vernon, Council Ward 2, Vote For 1					
	Scott McMullen	285 54.39%	0 0.00%	0 0.00%	285 54.39%
	Mark Hulst	239 45.61%	0 0.00%	0 0.00%	239 45.61%
	Cast Votes:	524 87.92%	0 0.00%	0 0.00%	524 87.92%
	Over Votes:	1 0.17%	0 0.00%	0 0.00%	1 0.17%
	Under Votes:	71 11.91%	0 0.00%	0 0.00%	71 11.91%
City Of Mount Vernon, Council Ward 3, Vote For 1					
	Mike Urban	374 71.24%	0 0.00%	0 0.00%	374 71.24%
	Paul "Gonzo" Gonzales	151 28.76%	0 0.00%	0 0.00%	151 28.76%
	Cast Votes:	525 88.09%	0 0.00%	0 0.00%	525 88.09%
	Over Votes:	1 0.17%	0 0.00%	0 0.00%	1 0.17%
	Under Votes:	70 11.74%	0 0.00%	0 0.00%	70 11.74%
Hospital District #1, Commissioner Position 2, Vote For 1					
	Tim Raschko	410 100.00%	0 0.00%	0 0.00%	410 100.00%
	Cast Votes:	410 68.79%	0 0.00%	0 0.00%	410 68.79%
	Over Votes:	0 0.00%	0 0.00%	0 0.00%	0 0.00%
	Under Votes:	186 31.21%	0 0.00%	0 0.00%	186 31.21%
Hospital District #1, Commissioner Position 4, Vote For 1					
	James L. Hobbs Sr.	416 100.00%	0 0.00%	0 0.00%	416 100.00%
	Cast Votes:	416 69.80%	0 0.00%	0 0.00%	416 69.80%
	Over Votes:	0 0.00%	0 0.00%	0 0.00%	0 0.00%
	Under Votes:	180 30.20%	0 0.00%	0 0.00%	180 30.20%



200711270115
 Skagit County Auditor

11/27/2007 Page 271 of 368 2:48PM

Precinct Report — Official
Skagit County, Washington — 2007 General Election — November 06, 2007

Page 233 of 329

11/27/2007 10:43 AM


Total Number of Voters : 33,455 of 59,686 = 56.05%

Precincts Reporting 118 of 118 = 100.00%

Party	Candidate	Absentee	Early	Election	Total
-------	-----------	----------	-------	----------	-------

Precinct 308 (Ballots Cast: 596)

Port of Skagit County, Commissioner District 1, Vote For 1									
	Kevin Ware	349	100.00%	0	0.00%	0	0.00%	349	100.00%
Cast Votes:		349	58.56%	0	0.00%	0	0.00%	349	58.56%
Over Votes:		0	0.00%	0	0.00%	0	0.00%	0	0.00%
Under Votes:		247	41.44%	0	0.00%	0	0.00%	247	41.44%
Mount Vernon School District #320, Director District 1, Vote For 1									
	Laura Flores Cailloux	401	100.00%	0	0.00%	0	0.00%	401	100.00%
Cast Votes:		401	67.28%	0	0.00%	0	0.00%	401	67.28%
Over Votes:		0	0.00%	0	0.00%	0	0.00%	0	0.00%
Under Votes:		195	32.72%	0	0.00%	0	0.00%	195	32.72%
Mount Vernon School District #320, Director District 2, Vote For 1									
	Robert Coffey	401	100.00%	0	0.00%	0	0.00%	401	100.00%
Cast Votes:		401	67.28%	0	0.00%	0	0.00%	401	67.28%
Over Votes:		0	0.00%	0	0.00%	0	0.00%	0	0.00%
Under Votes:		195	32.72%	0	0.00%	0	0.00%	195	32.72%
Mount Vernon School District #320, Director District 3, Vote For 1									
	T.J. Larrick	383	100.00%	0	0.00%	0	0.00%	383	100.00%
Cast Votes:		383	64.26%	0	0.00%	0	0.00%	383	64.26%
Over Votes:		0	0.00%	0	0.00%	0	0.00%	0	0.00%
Under Votes:		213	35.74%	0	0.00%	0	0.00%	213	35.74%



200711270115
 Skagit County Auditor

11/27/2007 Page 272 of 368 2:48PM

Precinct Report — Official
Skagit County, Washington — 2007 General Election — November 06, 2007

Page 234 of 329

11/27/2007 10:43 AM

Total Number of Voters : 33,455 of 59,686 = 56.05%

Precincts Reporting 118 of 118 = 100.00%

Party	Candidate	Absentee	Early	Election	Total
Precinct 309 (Ballots Cast: 222)					
INITIATIVE MEASURE 960, Vote For 1					
	Yes	105 50.24%	0 0.00%	0 0.00%	105 50.24%
	No	104 49.76%	0 0.00%	0 0.00%	104 49.76%
	Cast Votes:	209 94.14%	0 0.00%	0 0.00%	209 94.14%
	Over Votes:	0 0.00%	0 0.00%	0 0.00%	0 0.00%
	Under Votes:	13 5.86%	0 0.00%	0 0.00%	13 5.86%
REFERENDUM MEASURE 67, Vote For 1					
	Approved	109 50.70%	0 0.00%	0 0.00%	109 50.70%
	Rejected	106 49.30%	0 0.00%	0 0.00%	106 49.30%
	Cast Votes:	215 96.85%	0 0.00%	0 0.00%	215 96.85%
	Over Votes:	0 0.00%	0 0.00%	0 0.00%	0 0.00%
	Under Votes:	7 3.15%	0 0.00%	0 0.00%	7 3.15%
ENGROSSED SUBSTITUTE SENATE JOINT RESOLUTION 8206, Vote For 1					
	Approved	126 61.46%	0 0.00%	0 0.00%	126 61.46%
	Rejected	79 38.54%	0 0.00%	0 0.00%	79 38.54%
	Cast Votes:	205 92.34%	0 0.00%	0 0.00%	205 92.34%
	Over Votes:	0 0.00%	0 0.00%	0 0.00%	0 0.00%
	Under Votes:	17 7.66%	0 0.00%	0 0.00%	17 7.66%
SENATE JOINT RESOLUTION 8212, Vote For 1					
	Approved	111 54.41%	0 0.00%	0 0.00%	111 54.41%
	Rejected	93 45.59%	0 0.00%	0 0.00%	93 45.59%
	Cast Votes:	204 91.89%	0 0.00%	0 0.00%	204 91.89%
	Over Votes:	0 0.00%	0 0.00%	0 0.00%	0 0.00%
	Under Votes:	18 8.11%	0 0.00%	0 0.00%	18 8.11%
ENGROSSED HOUSE JOINT RESOLUTION 4204, Vote For 1					
	Approved	90 41.86%	0 0.00%	0 0.00%	90 41.86%
	Rejected	125 58.14%	0 0.00%	0 0.00%	125 58.14%
	Cast Votes:	215 96.85%	0 0.00%	0 0.00%	215 96.85%
	Over Votes:	0 0.00%	0 0.00%	0 0.00%	0 0.00%
	Under Votes:	7 3.15%	0 0.00%	0 0.00%	7 3.15%
SUBSTITUTE HOUSE JOINT RESOLUTION 4215, Vote For 1					
	Approved	93 46.04%	0 0.00%	0 0.00%	93 46.04%
	Rejected	109 53.96%	0 0.00%	0 0.00%	109 53.96%
	Cast Votes:	202 90.99%	0 0.00%	0 0.00%	202 90.99%
	Over Votes:	0 0.00%	0 0.00%	0 0.00%	0 0.00%
	Under Votes:	20 9.01%	0 0.00%	0 0.00%	20 9.01%



200711270115
 Skagit County Auditor

Precinct Report — Official
Skagit County, Washington — 2007 General Election — November 06, 2007

Page 235 of 329

11/27/2007 10:43 AM

Total Number of Voters : 33,455 of 59,686 = 56.05%

Precincts Reporting 118 of 118 = 100.00%

Party	Candidate	Absentee	Early	Election	Total
Precinct 309 (Ballots Cast: 222)					
City Of Mount Vernon, Mayor, Vote For 1					
	Bud Norris	132 63.77%	0 0.00%	0 0.00%	132 63.77%
	Doris Brevoort (W)	75 36.23%	0 0.00%	0 0.00%	75 36.23%
	Cast Votes:	207 93.24%	0 0.00%	0 0.00%	207 93.24%
	Over Votes:	0 0.00%	0 0.00%	0 0.00%	0 0.00%
	Under Votes:	15 6.76%	0 0.00%	0 0.00%	15 6.76%
City Of Mount Vernon, Council Ward 1, Vote For 1					
	Joe Lindquist	144 100.00%	0 0.00%	0 0.00%	144 100.00%
	Cast Votes:	144 64.86%	0 0.00%	0 0.00%	144 64.86%
	Over Votes:	0 0.00%	0 0.00%	0 0.00%	0 0.00%
	Under Votes:	78 35.14%	0 0.00%	0 0.00%	78 35.14%
City Of Mount Vernon, Council Ward 2, Vote For 1					
	Scott McMullen	107 56.32%	0 0.00%	0 0.00%	107 56.32%
	Mark Hulst	83 43.68%	0 0.00%	0 0.00%	83 43.68%
	Cast Votes:	190 85.59%	0 0.00%	0 0.00%	190 85.59%
	Over Votes:	0 0.00%	0 0.00%	0 0.00%	0 0.00%
	Under Votes:	32 14.41%	0 0.00%	0 0.00%	32 14.41%
City Of Mount Vernon, Council Ward 3, Vote For 1					
	Mike Urban	134 65.69%	0 0.00%	0 0.00%	134 65.69%
	Paul "Gonzo" Gonzales	70 34.31%	0 0.00%	0 0.00%	70 34.31%
	Cast Votes:	204 91.89%	0 0.00%	0 0.00%	204 91.89%
	Over Votes:	0 0.00%	0 0.00%	0 0.00%	0 0.00%
	Under Votes:	18 8.11%	0 0.00%	0 0.00%	18 8.11%
Hospital District #1, Commissioner Position 2, Vote For 1					
	Tim Raschko	149 100.00%	0 0.00%	0 0.00%	149 100.00%
	Cast Votes:	149 67.12%	0 0.00%	0 0.00%	149 67.12%
	Over Votes:	0 0.00%	0 0.00%	0 0.00%	0 0.00%
	Under Votes:	73 32.88%	0 0.00%	0 0.00%	73 32.88%
Hospital District #1, Commissioner Position 4, Vote For 1					
	James L. Hobbs Sr.	146 100.00%	0 0.00%	0 0.00%	146 100.00%
	Cast Votes:	146 65.77%	0 0.00%	0 0.00%	146 65.77%
	Over Votes:	0 0.00%	0 0.00%	0 0.00%	0 0.00%
	Under Votes:	76 34.23%	0 0.00%	0 0.00%	76 34.23%



200711270115
 Skagit County Auditor

Precinct Report — Official
Skagit County, Washington — 2007 General Election — November 06, 2007

Page 236 of 329

11/27/2007 10:43 AM

Total Number of Voters : 33,455 of 59,686 = 56.05%

Precincts Reporting 118 of 118 = 100.00%

Party	Candidate	Absentee	Early	Election	Total
-------	-----------	----------	-------	----------	-------

Precinct 309 (Ballots Cast: 222)

Port of Skagit County, Commissioner District 1, Vote For 1									
	Kevin Ware	133	100.00%	0	0.00%	0	0.00%	133	100.00%
Cast Votes:		133	59.91%	0	0.00%	0	0.00%	133	59.91%
Over Votes:		0	0.00%	0	0.00%	0	0.00%	0	0.00%
Under Votes:		89	40.09%	0	0.00%	0	0.00%	89	40.09%
Mount Vernon School District #320, Director District 1, Vote For 1									
	Laura Flores Cailloux	142	100.00%	0	0.00%	0	0.00%	142	100.00%
Cast Votes:		142	63.96%	0	0.00%	0	0.00%	142	63.96%
Over Votes:		0	0.00%	0	0.00%	0	0.00%	0	0.00%
Under Votes:		80	36.04%	0	0.00%	0	0.00%	80	36.04%
Mount Vernon School District #320, Director District 2, Vote For 1									
	Robert Coffey	144	100.00%	0	0.00%	0	0.00%	144	100.00%
Cast Votes:		144	64.86%	0	0.00%	0	0.00%	144	64.86%
Over Votes:		0	0.00%	0	0.00%	0	0.00%	0	0.00%
Under Votes:		78	35.14%	0	0.00%	0	0.00%	78	35.14%
Mount Vernon School District #320, Director District 3, Vote For 1									
	T.J. Larrick	131	100.00%	0	0.00%	0	0.00%	131	100.00%
Cast Votes:		131	59.01%	0	0.00%	0	0.00%	131	59.01%
Over Votes:		0	0.00%	0	0.00%	0	0.00%	0	0.00%
Under Votes:		91	40.99%	0	0.00%	0	0.00%	91	40.99%



200711270115
 Skagit County Auditor

Precinct Report — Official
Skagit County, Washington — 2007 General Election — November 06, 2007

Page 237 of 329

11/27/2007 10:43 AM

Total Number of Voters : 33,455 of 59,686 = 56.05%

Precincts Reporting 118 of 118 = 100.00%

Party	Candidate	Absentee	Early	Election	Total
Precinct 310 (Ballots Cast: 208)					
INITIATIVE MEASURE 960, Vote For 1					
	Yes	98 49.25%	0 0.00%	0 0.00%	98 49.25%
	No	101 50.75%	0 0.00%	0 0.00%	101 50.75%
	Cast Votes:	199 95.67%	0 0.00%	0 0.00%	199 95.67%
	Over Votes:	0 0.00%	0 0.00%	0 0.00%	0 0.00%
	Under Votes:	9 4.33%	0 0.00%	0 0.00%	9 4.33%
REFERENDUM MEASURE 67, Vote For 1					
	Approved	114 56.16%	0 0.00%	0 0.00%	114 56.16%
	Rejected	89 43.84%	0 0.00%	0 0.00%	89 43.84%
	Cast Votes:	203 97.60%	0 0.00%	0 0.00%	203 97.60%
	Over Votes:	0 0.00%	0 0.00%	0 0.00%	0 0.00%
	Under Votes:	5 2.40%	0 0.00%	0 0.00%	5 2.40%
ENGROSSED SUBSTITUTE SENATE JOINT RESOLUTION 8206, Vote For 1					
	Approved	130 65.33%	0 0.00%	0 0.00%	130 65.33%
	Rejected	69 34.67%	0 0.00%	0 0.00%	69 34.67%
	Cast Votes:	199 95.67%	0 0.00%	0 0.00%	199 95.67%
	Over Votes:	0 0.00%	0 0.00%	0 0.00%	0 0.00%
	Under Votes:	9 4.33%	0 0.00%	0 0.00%	9 4.33%
SENATE JOINT RESOLUTION 8212, Vote For 1					
	Approved	107 52.97%	0 0.00%	0 0.00%	107 52.97%
	Rejected	95 47.03%	0 0.00%	0 0.00%	95 47.03%
	Cast Votes:	202 97.12%	0 0.00%	0 0.00%	202 97.12%
	Over Votes:	0 0.00%	0 0.00%	0 0.00%	0 0.00%
	Under Votes:	6 2.88%	0 0.00%	0 0.00%	6 2.88%
ENGROSSED HOUSE JOINT RESOLUTION 4204, Vote For 1					
	Approved	91 44.39%	0 0.00%	0 0.00%	91 44.39%
	Rejected	114 55.61%	0 0.00%	0 0.00%	114 55.61%
	Cast Votes:	205 98.56%	0 0.00%	0 0.00%	205 98.56%
	Over Votes:	0 0.00%	0 0.00%	0 0.00%	0 0.00%
	Under Votes:	3 1.44%	0 0.00%	0 0.00%	3 1.44%
SUBSTITUTE HOUSE JOINT RESOLUTION 4215, Vote For 1					
	Approved	94 47.47%	0 0.00%	0 0.00%	94 47.47%
	Rejected	104 52.53%	0 0.00%	0 0.00%	104 52.53%
	Cast Votes:	198 95.19%	0 0.00%	0 0.00%	198 95.19%
	Over Votes:	0 0.00%	0 0.00%	0 0.00%	0 0.00%
	Under Votes:	10 4.81%	0 0.00%	0 0.00%	10 4.81%



200711270115
 Skagit County Auditor

Precinct Report — Official
Skagit County, Washington — 2007 General Election — November 06, 2007

Page 238 of 329

11/27/2007 10:43 AM

Total Number of Voters : 33,455 of 59,686 = 56.05%

Precincts Reporting 118 of 118 = 100.00%

Party	Candidate	Absentee	Early	Election	Total
Precinct 310 (Ballots Cast: 208)					
City Of Mount Vernon, Mayor, Vote For 1					
	Bud Norris	127 70.56%	0 0.00%	0 0.00%	127 70.56%
	Doris Brevoort (W)	53 29.44%	0 0.00%	0 0.00%	53 29.44%
	Cast Votes:	180 86.54%	0 0.00%	0 0.00%	180 86.54%
	Over Votes:	0 0.00%	0 0.00%	0 0.00%	0 0.00%
	Under Votes:	28 13.46%	0 0.00%	0 0.00%	28 13.46%
City Of Mount Vernon, Council Ward 1, Vote For 1					
	Joe Lindquist	159 100.00%	0 0.00%	0 0.00%	159 100.00%
	Cast Votes:	159 76.44%	0 0.00%	0 0.00%	159 76.44%
	Over Votes:	1 0.48%	0 0.00%	0 0.00%	1 0.48%
	Under Votes:	48 23.08%	0 0.00%	0 0.00%	48 23.08%
City Of Mount Vernon, Council Ward 2, Vote For 1					
	Scott McMullen	111 62.36%	0 0.00%	0 0.00%	111 62.36%
	Mark Hulst	67 37.64%	0 0.00%	0 0.00%	67 37.64%
	Cast Votes:	178 85.58%	0 0.00%	0 0.00%	178 85.58%
	Over Votes:	0 0.00%	0 0.00%	0 0.00%	0 0.00%
	Under Votes:	30 14.42%	0 0.00%	0 0.00%	30 14.42%
City Of Mount Vernon, Council Ward 3, Vote For 1					
	Mike Urban	140 73.30%	0 0.00%	0 0.00%	140 73.30%
	Paul "Gonzo" Gonzales	51 26.70%	0 0.00%	0 0.00%	51 26.70%
	Cast Votes:	191 91.83%	0 0.00%	0 0.00%	191 91.83%
	Over Votes:	0 0.00%	0 0.00%	0 0.00%	0 0.00%
	Under Votes:	17 8.17%	0 0.00%	0 0.00%	17 8.17%
Hospital District #1, Commissioner Position 2, Vote For 1					
	Tim Raschko	160 100.00%	0 0.00%	0 0.00%	160 100.00%
	Cast Votes:	160 76.92%	0 0.00%	0 0.00%	160 76.92%
	Over Votes:	0 0.00%	0 0.00%	0 0.00%	0 0.00%
	Under Votes:	48 23.08%	0 0.00%	0 0.00%	48 23.08%
Hospital District #1, Commissioner Position 4, Vote For 1					
	James L. Hobbs Sr.	166 100.00%	0 0.00%	0 0.00%	166 100.00%
	Cast Votes:	166 79.81%	0 0.00%	0 0.00%	166 79.81%
	Over Votes:	0 0.00%	0 0.00%	0 0.00%	0 0.00%
	Under Votes:	42 20.19%	0 0.00%	0 0.00%	42 20.19%



200711270115
 Skagit County Auditor
 11/27/2007 Page 277 of 368 2:48PM

Precinct Report — Official
Skagit County, Washington — 2007 General Election — November 06, 2007

Page 239 of 329

11/27/2007 10:43 AM

Total Number of Voters : 33,455 of 59,686 = 56.05%

Precincts Reporting 118 of 118 = 100.00%

Party	Candidate	Absentee	Early	Election	Total
-------	-----------	----------	-------	----------	-------

Precinct 310 (Ballots Cast: 208)

Port of Skagit County, Commissioner District 1, Vote For 1									
Kevin Ware		163	100.00%	0	0.00%	0	0.00%	163	100.00%
Cast Votes:		163	78.37%	0	0.00%	0	0.00%	163	78.37%
Over Votes:		0	0.00%	0	0.00%	0	0.00%	0	0.00%
Under Votes:		45	21.63%	0	0.00%	0	0.00%	45	21.63%
Mount Vernon School District #320, Director District 1, Vote For 1									
Laura Flores Cailloux		157	100.00%	0	0.00%	0	0.00%	157	100.00%
Cast Votes:		157	75.48%	0	0.00%	0	0.00%	157	75.48%
Over Votes:		0	0.00%	0	0.00%	0	0.00%	0	0.00%
Under Votes:		51	24.52%	0	0.00%	0	0.00%	51	24.52%
Mount Vernon School District #320, Director District 2, Vote For 1									
Robert Coffey		162	100.00%	0	0.00%	0	0.00%	162	100.00%
Cast Votes:		162	77.88%	0	0.00%	0	0.00%	162	77.88%
Over Votes:		0	0.00%	0	0.00%	0	0.00%	0	0.00%
Under Votes:		46	22.12%	0	0.00%	0	0.00%	46	22.12%
Mount Vernon School District #320, Director District 3, Vote For 1									
T.J. Larick		161	100.00%	0	0.00%	0	0.00%	161	100.00%
Cast Votes:		161	77.40%	0	0.00%	0	0.00%	161	77.40%
Over Votes:		0	0.00%	0	0.00%	0	0.00%	0	0.00%
Under Votes:		47	22.60%	0	0.00%	0	0.00%	47	22.60%



200711270115
 Skagit County Auditor

11/27/2007 Page 278 of 368 2:48PM

Precinct Report — Official
Skagit County, Washington — 2007 General Election — November 06, 2007

Page 240 of 329

11/27/2007 10:43 AM

Total Number of Voters : 33,455 of 59,686 = 56.05%

Precincts Reporting 118 of 118 = 100.00%

Party	Candidate	Absentee	Early	Election	Total
-------	-----------	----------	-------	----------	-------

Precinct 311 (Ballots Cast: 340)

INITIATIVE MEASURE 960, Vote For 1

Yes	151	46.75%	0	0.00%	0	0.00%	151	46.75%
No	172	53.25%	0	0.00%	0	0.00%	172	53.25%
Cast Votes:	323	95.00%	0	0.00%	0	0.00%	323	95.00%
Over Votes:	0	0.00%	0	0.00%	0	0.00%	0	0.00%
Under Votes:	17	5.00%	0	0.00%	0	0.00%	17	5.00%

REFERENDUM MEASURE 67, Vote For 1

Approved	175	54.52%	0	0.00%	0	0.00%	175	54.52%
Rejected	146	45.48%	0	0.00%	0	0.00%	146	45.48%
Cast Votes:	321	94.41%	0	0.00%	0	0.00%	321	94.41%
Over Votes:	0	0.00%	0	0.00%	0	0.00%	0	0.00%
Under Votes:	19	5.59%	0	0.00%	0	0.00%	19	5.59%

ENGROSSED SUBSTITUTE SENATE JOINT RESOLUTION 8206, Vote For 1

Approved	207	67.87%	0	0.00%	0	0.00%	207	67.87%
Rejected	98	32.13%	0	0.00%	0	0.00%	98	32.13%
Cast Votes:	305	89.71%	0	0.00%	0	0.00%	305	89.71%
Over Votes:	0	0.00%	0	0.00%	0	0.00%	0	0.00%
Under Votes:	35	10.29%	0	0.00%	0	0.00%	35	10.29%

SENATE JOINT RESOLUTION 8212, Vote For 1

Approved	202	64.33%	0	0.00%	0	0.00%	202	64.33%
Rejected	112	35.67%	0	0.00%	0	0.00%	112	35.67%
Cast Votes:	314	92.35%	0	0.00%	0	0.00%	314	92.35%
Over Votes:	0	0.00%	0	0.00%	0	0.00%	0	0.00%
Under Votes:	26	7.65%	0	0.00%	0	0.00%	26	7.65%

ENGROSSED HOUSE JOINT RESOLUTION 4204, Vote For 1

Approved	168	50.30%	0	0.00%	0	0.00%	168	50.30%
Rejected	166	49.70%	0	0.00%	0	0.00%	166	49.70%
Cast Votes:	334	98.24%	0	0.00%	0	0.00%	334	98.24%
Over Votes:	0	0.00%	0	0.00%	0	0.00%	0	0.00%
Under Votes:	6	1.76%	0	0.00%	0	0.00%	6	1.76%

SUBSTITUTE HOUSE JOINT RESOLUTION 4215, Vote For 1

Approved	189	61.76%	0	0.00%	0	0.00%	189	61.76%
Rejected	117	38.24%	0	0.00%	0	0.00%	117	38.24%
Cast Votes:	306	90.00%	0	0.00%	0	0.00%	306	90.00%
Over Votes:	0	0.00%	0	0.00%	0	0.00%	0	0.00%
Under Votes:	34	10.00%	0	0.00%	0	0.00%	34	10.00%



200711270115
 Skagit County Auditor
 11/27/2007 Page 279 of 368 2:48PM

Precinct Report — Official
Skagit County, Washington — 2007 General Election — November 06, 2007

Page 241 of 329

11/27/2007 10:43 AM

Total Number of Voters : 33,455 of 59,686 = 56.05%

Precincts Reporting 118 of 118 = 100.00%

Party	Candidate	Absentee	Early	Election	Total
Precinct 311 (Ballots Cast: 340)					
City Of Mount Vernon, Mayor, Vote For 1					
	Bud Norris	204 66.23%	0 0.00%	0 0.00%	204 66.23%
	Doris Brevoort (W)	104 33.77%	0 0.00%	0 0.00%	104 33.77%
	Cast Votes:	308 90.59%	0 0.00%	0 0.00%	308 90.59%
	Over Votes:	0 0.00%	0 0.00%	0 0.00%	0 0.00%
	Under Votes:	32 9.41%	0 0.00%	0 0.00%	32 9.41%
City Of Mount Vernon, Council Ward 1, Vote For 1					
	Joe Lindquist	237 100.00%	0 0.00%	0 0.00%	237 100.00%
	Cast Votes:	237 69.71%	0 0.00%	0 0.00%	237 69.71%
	Over Votes:	0 0.00%	0 0.00%	0 0.00%	0 0.00%
	Under Votes:	103 30.29%	0 0.00%	0 0.00%	103 30.29%
City Of Mount Vernon, Council Ward 2, Vote For 1					
	Scott McMullen	135 46.55%	0 0.00%	0 0.00%	135 46.55%
	Mark Hulst	155 53.45%	0 0.00%	0 0.00%	155 53.45%
	Cast Votes:	290 85.29%	0 0.00%	0 0.00%	290 85.29%
	Over Votes:	0 0.00%	0 0.00%	0 0.00%	0 0.00%
	Under Votes:	50 14.71%	0 0.00%	0 0.00%	50 14.71%
City Of Mount Vernon, Council Ward 3, Vote For 1					
	Mike Urban	220 74.58%	0 0.00%	0 0.00%	220 74.58%
	Paul "Gonzo" Gonzales	75 25.42%	0 0.00%	0 0.00%	75 25.42%
	Cast Votes:	295 86.76%	0 0.00%	0 0.00%	295 86.76%
	Over Votes:	0 0.00%	0 0.00%	0 0.00%	0 0.00%
	Under Votes:	45 13.24%	0 0.00%	0 0.00%	45 13.24%
Hospital District #1, Commissioner Position 2, Vote For 1					
	Tim Raschko	234 100.00%	0 0.00%	0 0.00%	234 100.00%
	Cast Votes:	234 68.82%	0 0.00%	0 0.00%	234 68.82%
	Over Votes:	0 0.00%	0 0.00%	0 0.00%	0 0.00%
	Under Votes:	106 31.18%	0 0.00%	0 0.00%	106 31.18%
Hospital District #1, Commissioner Position 4, Vote For 1					
	James L. Hobbs Sr.	224 100.00%	0 0.00%	0 0.00%	224 100.00%
	Cast Votes:	224 65.88%	0 0.00%	0 0.00%	224 65.88%
	Over Votes:	0 0.00%	0 0.00%	0 0.00%	0 0.00%
	Under Votes:	116 34.12%	0 0.00%	0 0.00%	116 34.12%



200711270115
 Skagit County Auditor

11/27/2007 Page 280 of 368 2:48PM

Precinct Report — Official
Skagit County, Washington — 2007 General Election — November 06, 2007

Page 242 of 329

11/27/2007 10:43 AM

Total Number of Voters : 33,455 of 59,686 = 56.05%

Precincts Reporting 118 of 118 = 100.00%

Party	Candidate	Absentee	Early	Election	Total
-------	-----------	----------	-------	----------	-------

Precinct 311 (Ballots Cast: 340)

Port of Skagit County, Commissioner District 1, Vote For 1									
Kevin Ware		219	100.00%	0	0.00%	0	0.00%	219	100.00%
Cast Votes:		219	64.41%	0	0.00%	0	0.00%	219	64.41%
Over Votes:		1	0.29%	0	0.00%	0	0.00%	1	0.29%
Under Votes:		120	35.29%	0	0.00%	0	0.00%	120	35.29%
Mount Vernon School District #320, Director District 1, Vote For 1									
Laura Flores Cailloux		231	100.00%	0	0.00%	0	0.00%	231	100.00%
Cast Votes:		231	67.94%	0	0.00%	0	0.00%	231	67.94%
Over Votes:		0	0.00%	0	0.00%	0	0.00%	0	0.00%
Under Votes:		109	32.06%	0	0.00%	0	0.00%	109	32.06%
Mount Vernon School District #320, Director District 2, Vote For 1									
Robert Coffey		235	100.00%	0	0.00%	0	0.00%	235	100.00%
Cast Votes:		235	69.12%	0	0.00%	0	0.00%	235	69.12%
Over Votes:		0	0.00%	0	0.00%	0	0.00%	0	0.00%
Under Votes:		105	30.88%	0	0.00%	0	0.00%	105	30.88%
Mount Vernon School District #320, Director District 3, Vote For 1									
T.J. Larrick		218	100.00%	0	0.00%	0	0.00%	218	100.00%
Cast Votes:		218	64.12%	0	0.00%	0	0.00%	218	64.12%
Over Votes:		0	0.00%	0	0.00%	0	0.00%	0	0.00%
Under Votes:		122	35.88%	0	0.00%	0	0.00%	122	35.88%



200711270115
 Skagit County Auditor

Precinct Report — Official
Skagit County, Washington — 2007 General Election — November 06, 2007

Page 243 of 329

11/27/2007 10:43 AM

Total Number of Voters : 33,455 of 59,686 = 56.05%

Precincts Reporting 118 of 118 = 100.00%

Party	Candidate	Absentee	Early	Election	Total
Precinct 312 (Ballots Cast: 192)					
INITIATIVE MEASURE 960, Vote For 1					
	Yes	92 50.55%	0 0.00%	0 0.00%	92 50.55%
	No	90 49.45%	0 0.00%	0 0.00%	90 49.45%
	Cast Votes:	182 94.79%	0 0.00%	0 0.00%	182 94.79%
	Over Votes:	0 0.00%	0 0.00%	0 0.00%	0 0.00%
	Under Votes:	10 5.21%	0 0.00%	0 0.00%	10 5.21%
REFERENDUM MEASURE 67, Vote For 1					
	Approved	109 57.37%	0 0.00%	0 0.00%	109 57.37%
	Rejected	81 42.63%	0 0.00%	0 0.00%	81 42.63%
	Cast Votes:	190 98.96%	0 0.00%	0 0.00%	190 98.96%
	Over Votes:	0 0.00%	0 0.00%	0 0.00%	0 0.00%
	Under Votes:	2 1.04%	0 0.00%	0 0.00%	2 1.04%
ENGROSSED SUBSTITUTE SENATE JOINT RESOLUTION 8206, Vote For 1					
	Approved	131 75.72%	0 0.00%	0 0.00%	131 75.72%
	Rejected	42 24.28%	0 0.00%	0 0.00%	42 24.28%
	Cast Votes:	173 90.10%	0 0.00%	0 0.00%	173 90.10%
	Over Votes:	0 0.00%	0 0.00%	0 0.00%	0 0.00%
	Under Votes:	19 9.90%	0 0.00%	0 0.00%	19 9.90%
SENATE JOINT RESOLUTION 8212, Vote For 1					
	Approved	114 62.30%	0 0.00%	0 0.00%	114 62.30%
	Rejected	69 37.70%	0 0.00%	0 0.00%	69 37.70%
	Cast Votes:	183 95.31%	0 0.00%	0 0.00%	183 95.31%
	Over Votes:	0 0.00%	0 0.00%	0 0.00%	0 0.00%
	Under Votes:	9 4.69%	0 0.00%	0 0.00%	9 4.69%
ENGROSSED HOUSE JOINT RESOLUTION 4204, Vote For 1					
	Approved	91 49.46%	0 0.00%	0 0.00%	91 49.46%
	Rejected	93 50.54%	0 0.00%	0 0.00%	93 50.54%
	Cast Votes:	184 95.83%	0 0.00%	0 0.00%	184 95.83%
	Over Votes:	0 0.00%	0 0.00%	0 0.00%	0 0.00%
	Under Votes:	8 4.17%	0 0.00%	0 0.00%	8 4.17%
SUBSTITUTE HOUSE JOINT RESOLUTION 4215, Vote For 1					
	Approved	81 46.29%	0 0.00%	0 0.00%	81 46.29%
	Rejected	94 53.71%	0 0.00%	0 0.00%	94 53.71%
	Cast Votes:	175 91.15%	0 0.00%	0 0.00%	175 91.15%
	Over Votes:	0 0.00%	0 0.00%	0 0.00%	0 0.00%
	Under Votes:	17 8.85%	0 0.00%	0 0.00%	17 8.85%



200711270115
 Skagit County Auditor

Precinct Report — Official
Skagit County, Washington — 2007 General Election — November 06, 2007


Page 244 of 329

11/27/2007 10:43 AM

Total Number of Voters : 33,455 of 59,686 = 56.05%

Precincts Reporting 118 of 118 = 100.00%

Party	Candidate	Absentee	Early	Election	Total
Precinct 312 (Ballots Cast: 192)					
City Of Mount Vernon, Mayor, Vote For 1					
	Bud Norris	120 71.01%	0 0.00%	0 0.00%	120 71.01%
	Doris Brevoort (W)	49 28.99%	0 0.00%	0 0.00%	49 28.99%
	Cast Votes:	169 88.02%	0 0.00%	0 0.00%	169 88.02%
	Over Votes:	0 0.00%	0 0.00%	0 0.00%	0 0.00%
	Under Votes:	23 11.98%	0 0.00%	0 0.00%	23 11.98%
City Of Mount Vernon, Council Ward 1, Vote For 1					
	Joe Lindquist	145 100.00%	0 0.00%	0 0.00%	145 100.00%
	Cast Votes:	145 75.52%	0 0.00%	0 0.00%	145 75.52%
	Over Votes:	1 0.52%	0 0.00%	0 0.00%	1 0.52%
	Under Votes:	46 23.96%	0 0.00%	0 0.00%	46 23.96%
City Of Mount Vernon, Council Ward 2, Vote For 1					
	Scott McMullen	93 56.71%	0 0.00%	0 0.00%	93 56.71%
	Mark Hulst	71 43.29%	0 0.00%	0 0.00%	71 43.29%
	Cast Votes:	164 85.42%	0 0.00%	0 0.00%	164 85.42%
	Over Votes:	0 0.00%	0 0.00%	0 0.00%	0 0.00%
	Under Votes:	28 14.58%	0 0.00%	0 0.00%	28 14.58%
City Of Mount Vernon, Council Ward 3, Vote For 1					
	Mike Urban	124 73.81%	0 0.00%	0 0.00%	124 73.81%
	Paul "Gonzo" Gonzales	44 26.19%	0 0.00%	0 0.00%	44 26.19%
	Cast Votes:	168 87.50%	0 0.00%	0 0.00%	168 87.50%
	Over Votes:	0 0.00%	0 0.00%	0 0.00%	0 0.00%
	Under Votes:	24 12.50%	0 0.00%	0 0.00%	24 12.50%
Hospital District #1, Commissioner Position 2, Vote For 1					
	Tim Raschko	142 100.00%	0 0.00%	0 0.00%	142 100.00%
	Cast Votes:	142 73.96%	0 0.00%	0 0.00%	142 73.96%
	Over Votes:	0 0.00%	0 0.00%	0 0.00%	0 0.00%
	Under Votes:	50 26.04%	0 0.00%	0 0.00%	50 26.04%
Hospital District #1, Commissioner Position 4, Vote For 1					
	James L. Hobbs Sr.	150 100.00%	0 0.00%	0 0.00%	150 100.00%
	Cast Votes:	150 78.13%	0 0.00%	0 0.00%	150 78.13%
	Over Votes:	0 0.00%	0 0.00%	0 0.00%	0 0.00%
	Under Votes:	42 21.88%	0 0.00%	0 0.00%	42 21.88%



200711270115
 Skagit County Auditor

Precinct Report — Official
Skagit County, Washington — 2007 General Election — November 06, 2007


Page 245 of 329

11/27/2007 10:43 AM

Total Number of Voters : 33,455 of 59,686 = 56.05%

Precincts Reporting 118 of 118 = 100.00%

Party	Candidate	Absentee	Early	Election	Total
Precinct 312 (Ballots Cast: 192)					
Port of Skagit County, Commission District 1, Vote For 1					
	Kevin Ware	141 100.00%	0 0.00%	0 0.00%	141 100.00%
	Cast Votes:	141 73.44%	0 0.00%	0 0.00%	141 73.44%
	Over Votes:	0 0.00%	0 0.00%	0 0.00%	0 0.00%
	Under Votes:	51 26.56%	0 0.00%	0 0.00%	51 26.56%
Mount Vernon School District #320, Director District 1, Vote For 1					
	Laura Flores Cailloux	142 100.00%	0 0.00%	0 0.00%	142 100.00%
	Cast Votes:	142 73.96%	0 0.00%	0 0.00%	142 73.96%
	Over Votes:	0 0.00%	0 0.00%	0 0.00%	0 0.00%
	Under Votes:	50 26.04%	0 0.00%	0 0.00%	50 26.04%
Mount Vernon School District #320, Director District 2, Vote For 1					
	Robert Coffey	148 100.00%	0 0.00%	0 0.00%	148 100.00%
	Cast Votes:	148 77.08%	0 0.00%	0 0.00%	148 77.08%
	Over Votes:	0 0.00%	0 0.00%	0 0.00%	0 0.00%
	Under Votes:	44 22.92%	0 0.00%	0 0.00%	44 22.92%
Mount Vernon School District #320, Director District 3, Vote For 1					
	T.J. Larrick	139 100.00%	0 0.00%	0 0.00%	139 100.00%
	Cast Votes:	139 72.40%	0 0.00%	0 0.00%	139 72.40%
	Over Votes:	0 0.00%	0 0.00%	0 0.00%	0 0.00%
	Under Votes:	53 27.60%	0 0.00%	0 0.00%	53 27.60%



200711270115
 Skagit County Auditor

Precinct Report — Official
Skagit County, Washington — 2007 General Election — November 06, 2007

Page 246 of 329

11/27/2007 10:43 AM

Total Number of Voters : 33,455 of 59,686 = 56.05%

Precincts Reporting 118 of 118 = 100.00%

Party	Candidate	Absentee	Early	Election	Total
Precinct 314 (Ballots Cast: 532)					
INITIATIVE MEASURE 960, Vote For 1					
	Yes	246 47.86%	0 0.00%	0 0.00%	246 47.86%
	No	268 52.14%	0 0.00%	0 0.00%	268 52.14%
	Cast Votes:	514 96.62%	0 0.00%	0 0.00%	514 96.62%
	Over Votes:	0 0.00%	0 0.00%	0 0.00%	0 0.00%
	Under Votes:	18 3.38%	0 0.00%	0 0.00%	18 3.38%
REFERENDUM MEASURE 67, Vote For 1					
	Approved	281 54.14%	0 0.00%	0 0.00%	281 54.14%
	Rejected	238 45.86%	0 0.00%	0 0.00%	238 45.86%
	Cast Votes:	519 97.56%	0 0.00%	0 0.00%	519 97.56%
	Over Votes:	0 0.00%	0 0.00%	0 0.00%	0 0.00%
	Under Votes:	13 2.44%	0 0.00%	0 0.00%	13 2.44%
ENGROSSED SUBSTITUTE SENATE JOINT RESOLUTION 8206, Vote For 1					
	Approved	343 67.92%	0 0.00%	0 0.00%	343 67.92%
	Rejected	162 32.08%	0 0.00%	0 0.00%	162 32.08%
	Cast Votes:	505 94.92%	0 0.00%	0 0.00%	505 94.92%
	Over Votes:	0 0.00%	0 0.00%	0 0.00%	0 0.00%
	Under Votes:	27 5.08%	0 0.00%	0 0.00%	27 5.08%
SENATE JOINT RESOLUTION 8212, Vote For 1					
	Approved	292 57.94%	0 0.00%	0 0.00%	292 57.94%
	Rejected	212 42.06%	0 0.00%	0 0.00%	212 42.06%
	Cast Votes:	504 94.74%	0 0.00%	0 0.00%	504 94.74%
	Over Votes:	0 0.00%	0 0.00%	0 0.00%	0 0.00%
	Under Votes:	28 5.26%	0 0.00%	0 0.00%	28 5.26%
ENGROSSED HOUSE JOINT RESOLUTION 4204, Vote For 1					
	Approved	204 39.23%	0 0.00%	0 0.00%	204 39.23%
	Rejected	316 60.77%	0 0.00%	0 0.00%	316 60.77%
	Cast Votes:	520 97.74%	0 0.00%	0 0.00%	520 97.74%
	Over Votes:	0 0.00%	0 0.00%	0 0.00%	0 0.00%
	Under Votes:	12 2.26%	0 0.00%	0 0.00%	12 2.26%
SUBSTITUTE HOUSE JOINT RESOLUTION 4215, Vote For 1					
	Approved	213 42.51%	0 0.00%	0 0.00%	213 42.51%
	Rejected	288 57.49%	0 0.00%	0 0.00%	288 57.49%
	Cast Votes:	501 94.17%	0 0.00%	0 0.00%	501 94.17%
	Over Votes:	0 0.00%	0 0.00%	0 0.00%	0 0.00%
	Under Votes:	31 5.83%	0 0.00%	0 0.00%	31 5.83%



200711270115
 Skagit County Auditor
 11/27/2007 Page 285 of 368 2:48PM

Precinct Report — Official
Skagit County, Washington — 2007 General Election — November 06, 2007

Page 247 of 329

11/27/2007 10:43 AM

Total Number of Voters : 33,455 of 59,686 = 56.05%

Precincts Reporting 118 of 118 = 100.00%

Party	Candidate	Absentee	Early	Election	Total
Precinct 314 (Ballots Cast: 532)					
City Of Mount Vernon, Mayor, Vote For 1					
	Bud Norris	337 71.40%	0 0.00%	0 0.00%	337 71.40%
	Doris Brevoort (W)	135 28.60%	0 0.00%	0 0.00%	135 28.60%
	Cast Votes:	472 88.72%	0 0.00%	0 0.00%	472 88.72%
	Over Votes:	0 0.00%	0 0.00%	0 0.00%	0 0.00%
	Under Votes:	60 11.28%	0 0.00%	0 0.00%	60 11.28%
City Of Mount Vernon, Council Ward 1, Vote For 1					
	Joe Lindquist	389 100.00%	0 0.00%	0 0.00%	389 100.00%
	Cast Votes:	389 73.12%	0 0.00%	0 0.00%	389 73.12%
	Over Votes:	1 0.19%	0 0.00%	0 0.00%	1 0.19%
	Under Votes:	142 26.69%	0 0.00%	0 0.00%	142 26.69%
City Of Mount Vernon, Council Ward 2, Vote For 1					
	Scott McMullen	245 53.96%	0 0.00%	0 0.00%	245 53.96%
	Mark Hulst	209 46.04%	0 0.00%	0 0.00%	209 46.04%
	Cast Votes:	454 85.34%	0 0.00%	0 0.00%	454 85.34%
	Over Votes:	0 0.00%	0 0.00%	0 0.00%	0 0.00%
	Under Votes:	78 14.66%	0 0.00%	0 0.00%	78 14.66%
City Of Mount Vernon, Council Ward 3, Vote For 1					
	Mike Urban	340 72.49%	0 0.00%	0 0.00%	340 72.49%
	Paul "Gonzo" Gonzales	129 27.51%	0 0.00%	0 0.00%	129 27.51%
	Cast Votes:	469 88.16%	0 0.00%	0 0.00%	469 88.16%
	Over Votes:	0 0.00%	0 0.00%	0 0.00%	0 0.00%
	Under Votes:	63 11.84%	0 0.00%	0 0.00%	63 11.84%
Hospital District #1, Commissioner Position 2, Vote For 1					
	Tim Raschko	381 100.00%	0 0.00%	0 0.00%	381 100.00%
	Cast Votes:	381 71.62%	0 0.00%	0 0.00%	381 71.62%
	Over Votes:	0 0.00%	0 0.00%	0 0.00%	0 0.00%
	Under Votes:	151 28.38%	0 0.00%	0 0.00%	151 28.38%
Hospital District #1, Commissioner Position 4, Vote For 1					
	James L. Hobbs Sr.	382 100.00%	0 0.00%	0 0.00%	382 100.00%
	Cast Votes:	382 71.80%	0 0.00%	0 0.00%	382 71.80%
	Over Votes:	0 0.00%	0 0.00%	0 0.00%	0 0.00%
	Under Votes:	150 28.20%	0 0.00%	0 0.00%	150 28.20%



200711270115
 Skagit County Auditor

Precinct Report — Official
Skagit County, Washington — 2007 General Election — November 06, 2007


Page 248 of 329

11/27/2007 10:43 AM

Total Number of Voters : 33,455 of 59,686 = 56.05%

Precincts Reporting 118 of 118 = 100.00%

Party	Candidate	Absentee	Early	Election	Total
Precinct 314 (Ballots Cast: 532)					
Port of Skagit County, Commissioner District 1, Vote For 1					
	Kevin Ware	366 100.00%	0 0.00%	0 0.00%	366 100.00%
	Cast Votes:	366 68.80%	0 0.00%	0 0.00%	366 68.80%
	Over Votes:	0 0.00%	0 0.00%	0 0.00%	0 0.00%
	Under Votes:	166 31.20%	0 0.00%	0 0.00%	166 31.20%
Mount Vernon School District #320, Director District 1, Vote For 1					
	Laura Flores Cailloux	373 100.00%	0 0.00%	0 0.00%	373 100.00%
	Cast Votes:	373 70.11%	0 0.00%	0 0.00%	373 70.11%
	Over Votes:	0 0.00%	0 0.00%	0 0.00%	0 0.00%
	Under Votes:	159 29.89%	0 0.00%	0 0.00%	159 29.89%
Mount Vernon School District #320, Director District 2, Vote For 1					
	Robert Coffey	369 100.00%	0 0.00%	0 0.00%	369 100.00%
	Cast Votes:	369 69.36%	0 0.00%	0 0.00%	369 69.36%
	Over Votes:	0 0.00%	0 0.00%	0 0.00%	0 0.00%
	Under Votes:	163 30.64%	0 0.00%	0 0.00%	163 30.64%
Mount Vernon School District #320, Director District 3, Vote For 1					
	T.J. Larrick	359 100.00%	0 0.00%	0 0.00%	359 100.00%
	Cast Votes:	359 67.48%	0 0.00%	0 0.00%	359 67.48%
	Over Votes:	0 0.00%	0 0.00%	0 0.00%	0 0.00%
	Under Votes:	173 32.52%	0 0.00%	0 0.00%	173 32.52%



200711270115

Skagit County Auditor

Precinct Report — Official
Skagit County, Washington — 2007 General Election — November 06, 2007

Page 249 of 329

11/27/2007 10:43 AM

Total Number of Voters : 33,455 of 59,686 = 56.05%

Precincts Reporting 118 of 118 = 100.00%

Party	Candidate	Absentee	Early	Election	Total
Precinct 315 (Ballots Cast: 260)					
INITIATIVE MEASURE 960, Vote For 1					
	Yes	120 47.81%	0 0.00%	0 0.00%	120 47.81%
	No	131 52.19%	0 0.00%	0 0.00%	131 52.19%
	Cast Votes:	251 96.54%	0 0.00%	0 0.00%	251 96.54%
	Over Votes:	0 0.00%	0 0.00%	0 0.00%	0 0.00%
	Under Votes:	9 3.46%	0 0.00%	0 0.00%	9 3.46%
REFERENDUM MEASURE 67, Vote For 1					
	Approved	128 50.20%	0 0.00%	0 0.00%	128 50.20%
	Rejected	127 49.80%	0 0.00%	0 0.00%	127 49.80%
	Cast Votes:	255 98.08%	0 0.00%	0 0.00%	255 98.08%
	Over Votes:	0 0.00%	0 0.00%	0 0.00%	0 0.00%
	Under Votes:	5 1.92%	0 0.00%	0 0.00%	5 1.92%
ENGROSSED SUBSTITUTE SENATE JOINT RESOLUTION 8206, Vote For 1					
	Approved	160 64.00%	0 0.00%	0 0.00%	160 64.00%
	Rejected	90 36.00%	0 0.00%	0 0.00%	90 36.00%
	Cast Votes:	250 96.15%	0 0.00%	0 0.00%	250 96.15%
	Over Votes:	0 0.00%	0 0.00%	0 0.00%	0 0.00%
	Under Votes:	10 3.85%	0 0.00%	0 0.00%	10 3.85%
SENATE JOINT RESOLUTION 8212, Vote For 1					
	Approved	118 47.58%	0 0.00%	0 0.00%	118 47.58%
	Rejected	130 52.42%	0 0.00%	0 0.00%	130 52.42%
	Cast Votes:	248 95.38%	0 0.00%	0 0.00%	248 95.38%
	Over Votes:	0 0.00%	0 0.00%	0 0.00%	0 0.00%
	Under Votes:	12 4.62%	0 0.00%	0 0.00%	12 4.62%
ENGROSSED HOUSE JOINT RESOLUTION 4204, Vote For 1					
	Approved	80 31.50%	0 0.00%	0 0.00%	80 31.50%
	Rejected	174 68.50%	0 0.00%	0 0.00%	174 68.50%
	Cast Votes:	254 97.69%	0 0.00%	0 0.00%	254 97.69%
	Over Votes:	0 0.00%	0 0.00%	0 0.00%	0 0.00%
	Under Votes:	6 2.31%	0 0.00%	0 0.00%	6 2.31%
SUBSTITUTE HOUSE JOINT RESOLUTION 4215, Vote For 1					
	Approved	95 39.92%	0 0.00%	0 0.00%	95 39.92%
	Rejected	143 60.08%	0 0.00%	0 0.00%	143 60.08%
	Cast Votes:	238 91.54%	0 0.00%	0 0.00%	238 91.54%
	Over Votes:	0 0.00%	0 0.00%	0 0.00%	0 0.00%
	Under Votes:	22 8.46%	0 0.00%	0 0.00%	22 8.46%



11/27/2007 Page 288 of 368 2:48PM

Precinct Report — Official
Skagit County, Washington — 2007 General Election — November 06, 2007

Page 250 of 329

11/27/2007 10:43 AM

Total Number of Voters : 33,455 of 59,686 = 56.05%

Precincts Reporting 118 of 118 = 100.00%

Party	Candidate	Absentee	Early	Election	Total
Precinct 315 (Ballots Cast: 260)					
City Of Mount Vernon, Mayor, Vote For 1					
	Bud Norris	153 66.23%	0 0.00%	0 0.00%	153 66.23%
	Doris Brevoort (W)	78 33.77%	0 0.00%	0 0.00%	78 33.77%
	Cast Votes:	231 88.85%	0 0.00%	0 0.00%	231 88.85%
	Over Votes:	0 0.00%	0 0.00%	0 0.00%	0 0.00%
	Under Votes:	29 11.15%	0 0.00%	0 0.00%	29 11.15%
City Of Mount Vernon, Council Ward 1, Vote For 1					
	Joe Lindquist	201 100.00%	0 0.00%	0 0.00%	201 100.00%
	Cast Votes:	201 77.31%	0 0.00%	0 0.00%	201 77.31%
	Over Votes:	0 0.00%	0 0.00%	0 0.00%	0 0.00%
	Under Votes:	59 22.69%	0 0.00%	0 0.00%	59 22.69%
City Of Mount Vernon, Council Ward 2, Vote For 1					
	Scott McMullen	127 56.19%	0 0.00%	0 0.00%	127 56.19%
	Mark Hulst	99 43.81%	0 0.00%	0 0.00%	99 43.81%
	Cast Votes:	226 86.92%	0 0.00%	0 0.00%	226 86.92%
	Over Votes:	0 0.00%	0 0.00%	0 0.00%	0 0.00%
	Under Votes:	34 13.08%	0 0.00%	0 0.00%	34 13.08%
City Of Mount Vernon, Council Ward 3, Vote For 1					
	Mike Urban	174 73.73%	0 0.00%	0 0.00%	174 73.73%
	Paul "Gonzo" Gonzales	62 26.27%	0 0.00%	0 0.00%	62 26.27%
	Cast Votes:	236 90.77%	0 0.00%	0 0.00%	236 90.77%
	Over Votes:	0 0.00%	0 0.00%	0 0.00%	0 0.00%
	Under Votes:	24 9.23%	0 0.00%	0 0.00%	24 9.23%
Hospital District #1, Commissioner Position 2, Vote For 1					
	Tim Raschko	191 100.00%	0 0.00%	0 0.00%	191 100.00%
	Cast Votes:	191 73.46%	0 0.00%	0 0.00%	191 73.46%
	Over Votes:	0 0.00%	0 0.00%	0 0.00%	0 0.00%
	Under Votes:	69 26.54%	0 0.00%	0 0.00%	69 26.54%
Hospital District #1, Commissioner Position 4, Vote For 1					
	James L. Hobbs Sr.	198 100.00%	0 0.00%	0 0.00%	198 100.00%
	Cast Votes:	198 76.15%	0 0.00%	0 0.00%	198 76.15%
	Over Votes:	0 0.00%	0 0.00%	0 0.00%	0 0.00%
	Under Votes:	62 23.85%	0 0.00%	0 0.00%	62 23.85%



200711270115
 Skagit County Auditor
 11/27/2007 Page 289 of 368 2:48PM

Precinct Report — Official
Skagit County, Washington — 2007 General Election — November 06, 2007

Page 251 of 329

11/27/2007 10:43 AM

Total Number of Voters : 33,455 of 59,686 = 56.05%

Precincts Reporting 118 of 118 = 100.00%

Party	Candidate	Absentee	Early	Election	Total
-------	-----------	----------	-------	----------	-------

Precinct 315 (Ballots Cast: 260)

Port of Skagit County, Commissioner District 1, Vote For 1

Kevin Ware	190	100.00%	0	0.00%	0	0.00%	190	100.00%
Cast Votes:	190	73.08%	0	0.00%	0	0.00%	190	73.08%
Over Votes:	0	0.00%	0	0.00%	0	0.00%	0	0.00%
Under Votes:	70	26.92%	0	0.00%	0	0.00%	70	26.92%

Mount Vernon School District #320, Director District 1, Vote For 1


Laura Flores Cailloux	186	100.00%	0	0.00%	0	0.00%	186	100.00%
Cast Votes:	186	71.54%	0	0.00%	0	0.00%	186	71.54%
Over Votes:	0	0.00%	0	0.00%	0	0.00%	0	0.00%
Under Votes:	74	28.46%	0	0.00%	0	0.00%	74	28.46%

Mount Vernon School District #320, Director District 2, Vote For 1

Robert Coffey	189	100.00%	0	0.00%	0	0.00%	189	100.00%
Cast Votes:	189	72.69%	0	0.00%	0	0.00%	189	72.69%
Over Votes:	0	0.00%	0	0.00%	0	0.00%	0	0.00%
Under Votes:	71	27.31%	0	0.00%	0	0.00%	71	27.31%

Mount Vernon School District #320, Director District 3, Vote For 1

T.J. Larrick	188	100.00%	0	0.00%	0	0.00%	188	100.00%
Cast Votes:	188	72.31%	0	0.00%	0	0.00%	188	72.31%
Over Votes:	0	0.00%	0	0.00%	0	0.00%	0	0.00%
Under Votes:	72	27.69%	0	0.00%	0	0.00%	72	27.69%



200711270115
 Skagit County Auditor

11/27/2007 Page 290 of 388 2:48PM

Precinct Report — Official
Skagit County, Washington — 2007 General Election — November 06, 2007

Page 252 of 329

11/27/2007 10:43 AM

Total Number of Voters : 33,455 of 59,686 = 56.05%

Precincts Reporting 118 of 118 = 100.00%

Party	Candidate	Absentee	Early	Election	Total
Precinct 316 (Ballots Cast: 680)					
INITIATIVE MEASURE 960, Vote For 1					
	Yes	310 47.62%	0 0.00%	0 0.00%	310 47.62%
	No	341 52.38%	0 0.00%	0 0.00%	341 52.38%
	Cast Votes:	651 95.74%	0 0.00%	0 0.00%	651 95.74%
	Over Votes:	1 0.15%	0 0.00%	0 0.00%	1 0.15%
	Under Votes:	28 4.12%	0 0.00%	0 0.00%	28 4.12%
REFERENDUM MEASURE 67, Vote For 1					
	Approved	353 53.73%	0 0.00%	0 0.00%	353 53.73%
	Rejected	304 46.27%	0 0.00%	0 0.00%	304 46.27%
	Cast Votes:	657 96.62%	0 0.00%	0 0.00%	657 96.62%
	Over Votes:	0 0.00%	0 0.00%	0 0.00%	0 0.00%
	Under Votes:	23 3.38%	0 0.00%	0 0.00%	23 3.38%
ENGROSSED SUBSTITUTE SENATE JOINT RESOLUTION 8206, Vote For 1					
	Approved	438 68.98%	0 0.00%	0 0.00%	438 68.98%
	Rejected	197 31.02%	0 0.00%	0 0.00%	197 31.02%
	Cast Votes:	635 93.38%	0 0.00%	0 0.00%	635 93.38%
	Over Votes:	0 0.00%	0 0.00%	0 0.00%	0 0.00%
	Under Votes:	45 6.62%	0 0.00%	0 0.00%	45 6.62%
SENATE JOINT RESOLUTION 8212, Vote For 1					
	Approved	369 58.85%	0 0.00%	0 0.00%	369 58.85%
	Rejected	258 41.15%	0 0.00%	0 0.00%	258 41.15%
	Cast Votes:	627 92.21%	0 0.00%	0 0.00%	627 92.21%
	Over Votes:	1 0.15%	0 0.00%	0 0.00%	1 0.15%
	Under Votes:	52 7.65%	0 0.00%	0 0.00%	52 7.65%
ENGROSSED HOUSE JOINT RESOLUTION 4204, Vote For 1					
	Approved	283 42.43%	0 0.00%	0 0.00%	283 42.43%
	Rejected	384 57.57%	0 0.00%	0 0.00%	384 57.57%
	Cast Votes:	667 98.09%	0 0.00%	0 0.00%	667 98.09%
	Over Votes:	0 0.00%	0 0.00%	0 0.00%	0 0.00%
	Under Votes:	13 1.91%	0 0.00%	0 0.00%	13 1.91%
SUBSTITUTE HOUSE JOINT RESOLUTION 4215, Vote For 1					
	Approved	317 50.72%	0 0.00%	0 0.00%	317 50.72%
	Rejected	308 49.28%	0 0.00%	0 0.00%	308 49.28%
	Cast Votes:	625 91.91%	0 0.00%	0 0.00%	625 91.91%
	Over Votes:	1 0.15%	0 0.00%	0 0.00%	1 0.15%
	Under Votes:	54 7.94%	0 0.00%	0 0.00%	54 7.94%



200711270115
 Skagit County Auditor

11/27/2007 Page 291 of 368 2:48PM

Precinct Report — Official
Skagit County, Washington — 2007 General Election — November 06, 2007


Page 253 of 329

11/27/2007 10:43 AM

Total Number of Voters : 33,455 of 59,686 = 56.05%

Precincts Reporting 118 of 118 = 100.00%

Party	Candidate	Absentee	Early	Election	Total
Precinct 316 (Ballots Cast: 680)					
City Of Mount Vernon, Mayor, Vote For 1					
	Bud Norris	409 67.38%	0 0.00%	0 0.00%	409 67.38%
	Doris Brevoort (W)	198 32.62%	0 0.00%	0 0.00%	198 32.62%
	Cast Votes:	607 89.26%	0 0.00%	0 0.00%	607 89.26%
	Over Votes:	0 0.00%	0 0.00%	0 0.00%	0 0.00%
	Under Votes:	73 10.74%	0 0.00%	0 0.00%	73 10.74%
City Of Mount Vernon, Council Ward 1, Vote For 1					
	Joe Lindquist	454 100.00%	0 0.00%	0 0.00%	454 100.00%
	Cast Votes:	454 66.76%	0 0.00%	0 0.00%	454 66.76%
	Over Votes:	0 0.00%	0 0.00%	0 0.00%	0 0.00%
	Under Votes:	226 33.24%	0 0.00%	0 0.00%	226 33.24%
City Of Mount Vernon, Council Ward 2, Vote For 1					
	Scott McMullen	272 48.75%	0 0.00%	0 0.00%	272 48.75%
	Mark Hulst	286 51.25%	0 0.00%	0 0.00%	286 51.25%
	Cast Votes:	558 82.06%	0 0.00%	0 0.00%	558 82.06%
	Over Votes:	0 0.00%	0 0.00%	0 0.00%	0 0.00%
	Under Votes:	122 17.94%	0 0.00%	0 0.00%	122 17.94%
City Of Mount Vernon, Council Ward 3, Vote For 1					
	Mike Urban	439 73.17%	0 0.00%	0 0.00%	439 73.17%
	Paul "Gonzo" Gonzales	161 26.83%	0 0.00%	0 0.00%	161 26.83%
	Cast Votes:	600 88.24%	0 0.00%	0 0.00%	600 88.24%
	Over Votes:	0 0.00%	0 0.00%	0 0.00%	0 0.00%
	Under Votes:	80 11.76%	0 0.00%	0 0.00%	80 11.76%
Hospital District #1, Commissioner Position 2, Vote For 1					
	Tim Raschko	454 100.00%	0 0.00%	0 0.00%	454 100.00%
	Cast Votes:	454 66.76%	0 0.00%	0 0.00%	454 66.76%
	Over Votes:	0 0.00%	0 0.00%	0 0.00%	0 0.00%
	Under Votes:	226 33.24%	0 0.00%	0 0.00%	226 33.24%
Hospital District #1, Commissioner Position 4, Vote For 1					
	James L. Hobbs Sr.	463 100.00%	0 0.00%	0 0.00%	463 100.00%
	Cast Votes:	463 68.09%	0 0.00%	0 0.00%	463 68.09%
	Over Votes:	0 0.00%	0 0.00%	0 0.00%	0 0.00%
	Under Votes:	217 31.91%	0 0.00%	0 0.00%	217 31.91%



200711270115
 Skagit County Auditor

11/27/2007 Page 292 of 368 2:48PM

Precinct Report — Official
Skagit County, Washington — 2007 General Election — November 06, 2007

Page 254 of 329

11/27/2007 10:43 AM

Total Number of Voters : 33,455 of 59,686 = 56.05%

Precincts Reporting 118 of 118 = 100.00%

Party	Candidate	Absentee	Early	Election	Total
Precinct 316 (Ballots Cast: 680)					
Port of Skagit County, Commissioner District 1, Vote For 1					
	Kevin Ware	444 100.00%	0 0.00%	0 0.00%	444 100.00%
	Cast Votes:	444 65.29%	0 0.00%	0 0.00%	444 65.29%
	Over Votes:	0 0.00%	0 0.00%	0 0.00%	0 0.00%
	Under Votes:	236 34.71%	0 0.00%	0 0.00%	236 34.71%
Mount Vernon School District #320, Director District 1, Vote For 1					
	Laura Flores Cailloux	445 100.00%	0 0.00%	0 0.00%	445 100.00%
	Cast Votes:	445 65.44%	0 0.00%	0 0.00%	445 65.44%
	Over Votes:	0 0.00%	0 0.00%	0 0.00%	0 0.00%
	Under Votes:	235 34.56%	0 0.00%	0 0.00%	235 34.56%
Mount Vernon School District #320, Director District 2, Vote For 1					
	Robert Coffey	456 100.00%	0 0.00%	0 0.00%	456 100.00%
	Cast Votes:	456 67.06%	0 0.00%	0 0.00%	456 67.06%
	Over Votes:	0 0.00%	0 0.00%	0 0.00%	0 0.00%
	Under Votes:	224 32.94%	0 0.00%	0 0.00%	224 32.94%
Mount Vernon School District #320, Director District 3, Vote For 1					
	T.J. Larrick	444 100.00%	0 0.00%	0 0.00%	444 100.00%
	Cast Votes:	444 65.29%	0 0.00%	0 0.00%	444 65.29%
	Over Votes:	0 0.00%	0 0.00%	0 0.00%	0 0.00%
	Under Votes:	236 34.71%	0 0.00%	0 0.00%	236 34.71%



200711270115
 Skagit County Auditor

11/27/2007 Page 293 of 368 2:48PM

Precinct Report — Official
Skagit County, Washington — 2007 General Election — November 06, 2007

Page 255 of 329

11/27/2007 10:43 AM

Total Number of Voters : 33,455 of 59,686 = 56.05%

Precincts Reporting 118 of 118 = 100.00%

Party	Candidate	Absentee	Early	Election	Total
Precinct 319 (Ballots Cast: 396)					
INITIATIVE MEASURE 960, Vote For 1					
	Yes	182 47.15%	0 0.00%	0 0.00%	182 47.15%
	No	204 52.85%	0 0.00%	0 0.00%	204 52.85%
	Cast Votes:	386 97.47%	0 0.00%	0 0.00%	386 97.47%
	Over Votes:	0 0.00%	0 0.00%	0 0.00%	0 0.00%
	Under Votes:	10 2.53%	0 0.00%	0 0.00%	10 2.53%
REFERENDUM MEASURE 67, Vote For 1					
	Approved	230 59.28%	0 0.00%	0 0.00%	230 59.28%
	Rejected	158 40.72%	0 0.00%	0 0.00%	158 40.72%
	Cast Votes:	388 97.98%	0 0.00%	0 0.00%	388 97.98%
	Over Votes:	0 0.00%	0 0.00%	0 0.00%	0 0.00%
	Under Votes:	8 2.02%	0 0.00%	0 0.00%	8 2.02%
ENGROSSED SUBSTITUTE SENATE JOINT RESOLUTION 8206, Vote For 1					
	Approved	250 66.31%	0 0.00%	0 0.00%	250 66.31%
	Rejected	127 33.69%	0 0.00%	0 0.00%	127 33.69%
	Cast Votes:	377 95.20%	0 0.00%	0 0.00%	377 95.20%
	Over Votes:	0 0.00%	0 0.00%	0 0.00%	0 0.00%
	Under Votes:	19 4.80%	0 0.00%	0 0.00%	19 4.80%
SENATE JOINT RESOLUTION 8212, Vote For 1					
	Approved	230 60.53%	0 0.00%	0 0.00%	230 60.53%
	Rejected	150 39.47%	0 0.00%	0 0.00%	150 39.47%
	Cast Votes:	380 95.96%	0 0.00%	0 0.00%	380 95.96%
	Over Votes:	0 0.00%	0 0.00%	0 0.00%	0 0.00%
	Under Votes:	16 4.04%	0 0.00%	0 0.00%	16 4.04%
ENGROSSED HOUSE JOINT RESOLUTION 4204, Vote For 1					
	Approved	151 38.52%	0 0.00%	0 0.00%	151 38.52%
	Rejected	241 61.48%	0 0.00%	0 0.00%	241 61.48%
	Cast Votes:	392 98.99%	0 0.00%	0 0.00%	392 98.99%
	Over Votes:	0 0.00%	0 0.00%	0 0.00%	0 0.00%
	Under Votes:	4 1.01%	0 0.00%	0 0.00%	4 1.01%
SUBSTITUTE HOUSE JOINT RESOLUTION 4215, Vote For 1					
	Approved	192 50.93%	0 0.00%	0 0.00%	192 50.93%
	Rejected	185 49.07%	0 0.00%	0 0.00%	185 49.07%
	Cast Votes:	377 95.20%	0 0.00%	0 0.00%	377 95.20%
	Over Votes:	0 0.00%	0 0.00%	0 0.00%	0 0.00%
	Under Votes:	19 4.80%	0 0.00%	0 0.00%	19 4.80%



200711270115
 Skagit County Auditor

Precinct Report — Official
Skagit County, Washington — 2007 General Election — November 06, 2007

Page 256 of 329

11/27/2007 10:43 AM

Total Number of Voters : 33,455 of 59,686 = 56.05%

Precincts Reporting 118 of 118 = 100.00%

Party	Candidate	Absentee	Early	Election	Total
Precinct 319 (Ballots Cast: 396)					
City Of Mount Vernon, Mayor, Vote For 1					
	Bud Norris	233 68.53%	0 0.00%	0 0.00%	233 68.53%
	Doris Brevoort (W)	107 31.47%	0 0.00%	0 0.00%	107 31.47%
	Cast Votes:	340 85.86%	0 0.00%	0 0.00%	340 85.86%
	Over Votes:	0 0.00%	0 0.00%	0 0.00%	0 0.00%
	Under Votes:	56 14.14%	0 0.00%	0 0.00%	56 14.14%
City Of Mount Vernon, Council Ward 1, Vote For 1					
	Joe Lindquist	269 100.00%	0 0.00%	0 0.00%	269 100.00%
	Cast Votes:	269 67.93%	0 0.00%	0 0.00%	269 67.93%
	Over Votes:	0 0.00%	0 0.00%	0 0.00%	0 0.00%
	Under Votes:	127 32.07%	0 0.00%	0 0.00%	127 32.07%
City Of Mount Vernon, Council Ward 2, Vote For 1					
	Scott McMullen	172 50.74%	0 0.00%	0 0.00%	172 50.74%
	Mark Hulst	167 49.26%	0 0.00%	0 0.00%	167 49.26%
	Cast Votes:	339 85.61%	0 0.00%	0 0.00%	339 85.61%
	Over Votes:	0 0.00%	0 0.00%	0 0.00%	0 0.00%
	Under Votes:	57 14.39%	0 0.00%	0 0.00%	57 14.39%
City Of Mount Vernon, Council Ward 3, Vote For 1					
	Mike Urban	259 72.55%	0 0.00%	0 0.00%	259 72.55%
	Paul "Gonzo" Gonzales	98 27.45%	0 0.00%	0 0.00%	98 27.45%
	Cast Votes:	357 90.15%	0 0.00%	0 0.00%	357 90.15%
	Over Votes:	0 0.00%	0 0.00%	0 0.00%	0 0.00%
	Under Votes:	39 9.85%	0 0.00%	0 0.00%	39 9.85%
Hospital District #1, Commissioner Position 2, Vote For 1					
	Tim Raschko	260 100.00%	0 0.00%	0 0.00%	260 100.00%
	Cast Votes:	260 65.66%	0 0.00%	0 0.00%	260 65.66%
	Over Votes:	0 0.00%	0 0.00%	0 0.00%	0 0.00%
	Under Votes:	136 34.34%	0 0.00%	0 0.00%	136 34.34%
Hospital District #1, Commissioner Position 4, Vote For 1					
	James L. Hobbs Sr.	266 100.00%	0 0.00%	0 0.00%	266 100.00%
	Cast Votes:	266 67.17%	0 0.00%	0 0.00%	266 67.17%
	Over Votes:	0 0.00%	0 0.00%	0 0.00%	0 0.00%
	Under Votes:	130 32.83%	0 0.00%	0 0.00%	130 32.83%

200711270115
 Skagit County Auditor

11/27/2007 Page 295 of 368 2:48PM

Precinct Report — Official
Skagit County, Washington — 2007 General Election — November 06, 2007

Page 257 of 329

11/27/2007 10:43 AM

Total Number of Voters : 33,455 of 59,686 = 56.05%

Precincts Reporting 118 of 118 = 100.00%

Party	Candidate	Absentee	Early	Election	Total
Precinct 319 (Ballots Cast: 396)					
Port of Skagit County, Commissioner District 1, Vote For 1					
	Kevin Ware	254 100.00%	0 0.00%	0 0.00%	254 100.00%
	Cast Votes:	254 64.14%	0 0.00%	0 0.00%	254 64.14%
	Over Votes:	0 0.00%	0 0.00%	0 0.00%	0 0.00%
	Under Votes:	142 35.86%	0 0.00%	0 0.00%	142 35.86%
Mount Vernon School District #320, Director District 1, Vote For 1					
	Laura Flores Cailloux	251 100.00%	0 0.00%	0 0.00%	251 100.00%
	Cast Votes:	251 63.38%	0 0.00%	0 0.00%	251 63.38%
	Over Votes:	0 0.00%	0 0.00%	0 0.00%	0 0.00%
	Under Votes:	145 36.62%	0 0.00%	0 0.00%	145 36.62%
Mount Vernon School District #320, Director District 2, Vote For 1					
	Robert Coffey	257 100.00%	0 0.00%	0 0.00%	257 100.00%
	Cast Votes:	257 64.90%	0 0.00%	0 0.00%	257 64.90%
	Over Votes:	0 0.00%	0 0.00%	0 0.00%	0 0.00%
	Under Votes:	139 35.10%	0 0.00%	0 0.00%	139 35.10%
Mount Vernon School District #320, Director District 3, Vote For 1					
	T.J. Larrick	245 100.00%	0 0.00%	0 0.00%	245 100.00%
	Cast Votes:	245 61.87%	0 0.00%	0 0.00%	245 61.87%
	Over Votes:	0 0.00%	0 0.00%	0 0.00%	0 0.00%
	Under Votes:	151 38.13%	0 0.00%	0 0.00%	151 38.13%



200711270115
 Skagit County Auditor

Precinct Report — Official
Skagit County, Washington — 2007 General Election — November 06, 2007

Page 258 of 329

11/27/2007 10:43 AM

Total Number of Voters : 33,455 of 59,686 = 56.05%

Precincts Reporting 118 of 118 = 100.00%

Party	Candidate	Absentee	Early	Election	Total
Precinct 321 (Ballots Cast: 570)					
INITIATIVE MEASURE 960, Vote For 1					
	Yes	287 52.37%	0 0.00%	0 0.00%	287 52.37%
	No	261 47.63%	0 0.00%	0 0.00%	261 47.63%
	Cast Votes:	548 96.14%	0 0.00%	0 0.00%	548 96.14%
	Over Votes:	0 0.00%	0 0.00%	0 0.00%	0 0.00%
	Under Votes:	22 3.86%	0 0.00%	0 0.00%	22 3.86%
REFERENDUM MEASURE 67, Vote For 1					
	Approved	299 54.56%	0 0.00%	0 0.00%	299 54.56%
	Rejected	249 45.44%	0 0.00%	0 0.00%	249 45.44%
	Cast Votes:	548 96.14%	0 0.00%	0 0.00%	548 96.14%
	Over Votes:	0 0.00%	0 0.00%	0 0.00%	0 0.00%
	Under Votes:	22 3.86%	0 0.00%	0 0.00%	22 3.86%
ENGROSSED SUBSTITUTE SENATE JOINT RESOLUTION 8206, Vote For 1					
	Approved	355 66.85%	0 0.00%	0 0.00%	355 66.85%
	Rejected	176 33.15%	0 0.00%	0 0.00%	176 33.15%
	Cast Votes:	531 93.16%	0 0.00%	0 0.00%	531 93.16%
	Over Votes:	0 0.00%	0 0.00%	0 0.00%	0 0.00%
	Under Votes:	39 6.84%	0 0.00%	0 0.00%	39 6.84%
SENATE JOINT RESOLUTION 8212, Vote For 1					
	Approved	306 56.77%	0 0.00%	0 0.00%	306 56.77%
	Rejected	233 43.23%	0 0.00%	0 0.00%	233 43.23%
	Cast Votes:	539 94.56%	0 0.00%	0 0.00%	539 94.56%
	Over Votes:	0 0.00%	0 0.00%	0 0.00%	0 0.00%
	Under Votes:	31 5.44%	0 0.00%	0 0.00%	31 5.44%
ENGROSSED HOUSE JOINT RESOLUTION 4204, Vote For 1					
	Approved	218 39.42%	0 0.00%	0 0.00%	218 39.42%
	Rejected	335 60.58%	0 0.00%	0 0.00%	335 60.58%
	Cast Votes:	553 97.02%	0 0.00%	0 0.00%	553 97.02%
	Over Votes:	0 0.00%	0 0.00%	0 0.00%	0 0.00%
	Under Votes:	17 2.98%	0 0.00%	0 0.00%	17 2.98%
SUBSTITUTE HOUSE JOINT RESOLUTION 4215, Vote For 1					
	Approved	264 49.25%	0 0.00%	0 0.00%	264 49.25%
	Rejected	272 50.75%	0 0.00%	0 0.00%	272 50.75%
	Cast Votes:	536 94.04%	0 0.00%	0 0.00%	536 94.04%
	Over Votes:	0 0.00%	0 0.00%	0 0.00%	0 0.00%
	Under Votes:	34 5.96%	0 0.00%	0 0.00%	34 5.96%



200711270115
 Skagit County Auditor

11/27/2007 Page 297 of 368 2:48PM

Precinct Report — Official
Skagit County, Washington — 2007 General Election — November 06, 2007

Page 259 of 329

11/27/2007 10:43 AM

Total Number of Voters : 33,455 of 59,686 = 56.05%

Precincts Reporting 118 of 118 = 100.00%

Party	Candidate	Absentee	Early	Election	Total
Precinct 321 (Ballots Cast: 570)					
City Of Mount Vernon, Mayor, Vote For 1					
	Bud Norris	353 71.46%	0 0.00%	0 0.00%	353 71.46%
	Doris Brevoort (W)	141 28.54%	0 0.00%	0 0.00%	141 28.54%
	Cast Votes:	494 86.67%	0 0.00%	0 0.00%	494 86.67%
	Over Votes:	1 0.18%	0 0.00%	0 0.00%	1 0.18%
	Under Votes:	75 13.16%	0 0.00%	0 0.00%	75 13.16%
City Of Mount Vernon, Council Ward 1, Vote For 1					
	Joe Lindquist	416 100.00%	0 0.00%	0 0.00%	416 100.00%
	Cast Votes:	416 72.98%	0 0.00%	0 0.00%	416 72.98%
	Over Votes:	1 0.18%	0 0.00%	0 0.00%	1 0.18%
	Under Votes:	153 26.84%	0 0.00%	0 0.00%	153 26.84%
City Of Mount Vernon, Council Ward 2, Vote For 1					
	Scott McMullen	243 52.03%	0 0.00%	0 0.00%	243 52.03%
	Mark Hulst	224 47.97%	0 0.00%	0 0.00%	224 47.97%
	Cast Votes:	467 81.93%	0 0.00%	0 0.00%	467 81.93%
	Over Votes:	2 0.35%	0 0.00%	0 0.00%	2 0.35%
	Under Votes:	101 17.72%	0 0.00%	0 0.00%	101 17.72%
City Of Mount Vernon, Council Ward 3, Vote For 1					
	Mike Urban	340 67.06%	0 0.00%	0 0.00%	340 67.06%
	Paul "Gonzo" Gonzales	167 32.94%	0 0.00%	0 0.00%	167 32.94%
	Cast Votes:	507 88.95%	0 0.00%	0 0.00%	507 88.95%
	Over Votes:	1 0.18%	0 0.00%	0 0.00%	1 0.18%
	Under Votes:	62 10.88%	0 0.00%	0 0.00%	62 10.88%
Hospital District #1, Commissioner Position 2, Vote For 1					
	Tim Raschko	391 100.00%	0 0.00%	0 0.00%	391 100.00%
	Cast Votes:	391 69.57%	0 0.00%	0 0.00%	391 69.57%
	Over Votes:	1 0.18%	0 0.00%	0 0.00%	1 0.18%
	Under Votes:	170 30.25%	0 0.00%	0 0.00%	170 30.25%
Hospital District #1, Commissioner Position 4, Vote For 1					
	James L. Hobbs Sr.	378 100.00%	0 0.00%	0 0.00%	378 100.00%
	Cast Votes:	378 67.26%	0 0.00%	0 0.00%	378 67.26%
	Over Votes:	1 0.18%	0 0.00%	0 0.00%	1 0.18%
	Under Votes:	183 32.56%	0 0.00%	0 0.00%	183 32.56%



200711270115
 Skagit County Auditor

11/27/2007 Page 298 of 368 2:48PM

Precinct Report — Official
Skagit County, Washington — 2007 General Election — November 06, 2007

Page 260 of 329

11/27/2007 10:43 AM

Total Number of Voters : 33,455 of 59,686 = 56.05%

Precincts Reporting 118 of 118 = 100.00%

Party	Candidate	Absentee	Early	Election	Total
Precinct 321 (Ballots Cast: 570)					
Hospital District #304, Commissioner Position 3, Vote For 1					
	Gary L. Kent	4 100.00%	0 0.00%	0 0.00%	4 100.00%
	Cast Votes:	4 50.00%	0 0.00%	0 0.00%	4 50.00%
	Over Votes:	0 0.00%	0 0.00%	0 0.00%	0 0.00%
	Under Votes:	4 50.00%	0 0.00%	0 0.00%	4 50.00%
Hospital District #304, Commissioner Position 5, Vote For 1					
	Robert M. Stanley	4 100.00%	0 0.00%	0 0.00%	4 100.00%
	Cast Votes:	4 50.00%	0 0.00%	0 0.00%	4 50.00%
	Over Votes:	0 0.00%	0 0.00%	0 0.00%	0 0.00%
	Under Votes:	4 50.00%	0 0.00%	0 0.00%	4 50.00%
Port of Skagit County, Commissioner District 1, Vote For 1					
	Kevin Ware	385 100.00%	0 0.00%	0 0.00%	385 100.00%
	Cast Votes:	385 67.54%	0 0.00%	0 0.00%	385 67.54%
	Over Votes:	1 0.18%	0 0.00%	0 0.00%	1 0.18%
	Under Votes:	184 32.28%	0 0.00%	0 0.00%	184 32.28%
Mount Vernon School District #320, Director District 1, Vote For 1					
	Laura Flores Cailloux	379 100.00%	0 0.00%	0 0.00%	379 100.00%
	Cast Votes:	379 66.49%	0 0.00%	0 0.00%	379 66.49%
	Over Votes:	1 0.18%	0 0.00%	0 0.00%	1 0.18%
	Under Votes:	190 33.33%	0 0.00%	0 0.00%	190 33.33%
Mount Vernon School District #320, Director District 2, Vote For 1					
	Robert Coffey	383 100.00%	0 0.00%	0 0.00%	383 100.00%
	Cast Votes:	383 67.19%	0 0.00%	0 0.00%	383 67.19%
	Over Votes:	2 0.35%	0 0.00%	0 0.00%	2 0.35%
	Under Votes:	185 32.46%	0 0.00%	0 0.00%	185 32.46%
Mount Vernon School District #320, Director District 3, Vote For 1					
	T.J. Larrick	367 100.00%	0 0.00%	0 0.00%	367 100.00%
	Cast Votes:	367 64.39%	0 0.00%	0 0.00%	367 64.39%
	Over Votes:	1 0.18%	0 0.00%	0 0.00%	1 0.18%
	Under Votes:	202 35.44%	0 0.00%	0 0.00%	202 35.44%



200711270115
 Skagit County Auditor

Precinct Report — Official
Skagit County, Washington — 2007 General Election — November 06, 2007

Page 261 of 329

11/27/2007 10:43 AM

Total Number of Voters : 33,455 of 59,686 = 56.05%

Precincts Reporting 118 of 118 = 100.00%

Party	Candidate	Absentee	Early	Election	Total
Precinct 322 (Ballots Cast: 457)					
INITIATIVE MEASURE 960, Vote For 1					
	Yes	218 48.99%	0 0.00%	0 0.00%	218 48.99%
	No	227 51.01%	0 0.00%	0 0.00%	227 51.01%
	Cast Votes:	445 97.37%	0 0.00%	0 0.00%	445 97.37%
	Over Votes:	0 0.00%	0 0.00%	0 0.00%	0 0.00%
	Under Votes:	12 2.63%	0 0.00%	0 0.00%	12 2.63%
REFERENDUM MEASURE 67, Vote For 1					
	Approved	241 54.04%	0 0.00%	0 0.00%	241 54.04%
	Rejected	205 45.96%	0 0.00%	0 0.00%	205 45.96%
	Cast Votes:	446 97.59%	0 0.00%	0 0.00%	446 97.59%
	Over Votes:	0 0.00%	0 0.00%	0 0.00%	0 0.00%
	Under Votes:	11 2.41%	0 0.00%	0 0.00%	11 2.41%
ENGROSSED SUBSTITUTE SENATE JOINT RESOLUTION 8206, Vote For 1					
	Approved	285 65.67%	0 0.00%	0 0.00%	285 65.67%
	Rejected	149 34.33%	0 0.00%	0 0.00%	149 34.33%
	Cast Votes:	434 94.97%	0 0.00%	0 0.00%	434 94.97%
	Over Votes:	0 0.00%	0 0.00%	0 0.00%	0 0.00%
	Under Votes:	23 5.03%	0 0.00%	0 0.00%	23 5.03%
SENATE JOINT RESOLUTION 8212, Vote For 1					
	Approved	262 60.51%	0 0.00%	0 0.00%	262 60.51%
	Rejected	171 39.49%	0 0.00%	0 0.00%	171 39.49%
	Cast Votes:	433 94.75%	0 0.00%	0 0.00%	433 94.75%
	Over Votes:	0 0.00%	0 0.00%	0 0.00%	0 0.00%
	Under Votes:	24 5.25%	0 0.00%	0 0.00%	24 5.25%
ENGROSSED HOUSE JOINT RESOLUTION 4204, Vote For 1					
	Approved	189 41.81%	0 0.00%	0 0.00%	189 41.81%
	Rejected	263 58.19%	0 0.00%	0 0.00%	263 58.19%
	Cast Votes:	452 98.91%	0 0.00%	0 0.00%	452 98.91%
	Over Votes:	0 0.00%	0 0.00%	0 0.00%	0 0.00%
	Under Votes:	5 1.09%	0 0.00%	0 0.00%	5 1.09%
SUBSTITUTE HOUSE JOINT RESOLUTION 4215, Vote For 1					
	Approved	226 52.80%	0 0.00%	0 0.00%	226 52.80%
	Rejected	202 47.20%	0 0.00%	0 0.00%	202 47.20%
	Cast Votes:	428 93.65%	0 0.00%	0 0.00%	428 93.65%
	Over Votes:	0 0.00%	0 0.00%	0 0.00%	0 0.00%
	Under Votes:	29 6.35%	0 0.00%	0 0.00%	29 6.35%



200711270115
 Skagit County Auditor

11/27/2007 Page 300 of 368 2:48PM

Precinct Report — Official
Skagit County, Washington — 2007 General Election — November 06, 2007

Page 262 of 329

11/27/2007 10:43 AM

Total Number of Voters : 33,455 of 59,686 = 56.05%

Precincts Reporting 118 of 118 = 100.00%

Party	Candidate	Absentee	Early	Election	Total
Precinct 322 (Ballots Cast: 457)					
City Of Mount Vernon, Mayor, Vote For 1					
	Bud Norris	266 65.84%	0 0.00%	0 0.00%	266 65.84%
	Doris Brevoort (W)	138 34.16%	0 0.00%	0 0.00%	138 34.16%
	Cast Votes:	404 88.40%	0 0.00%	0 0.00%	404 88.40%
	Over Votes:	0 0.00%	0 0.00%	0 0.00%	0 0.00%
	Under Votes:	53 11.60%	0 0.00%	0 0.00%	53 11.60%
City Of Mount Vernon, Council Ward 1, Vote For 1					
	Joe Lindquist	329 100.00%	0 0.00%	0 0.00%	329 100.00%
	Cast Votes:	329 71.99%	0 0.00%	0 0.00%	329 71.99%
	Over Votes:	0 0.00%	0 0.00%	0 0.00%	0 0.00%
	Under Votes:	128 28.01%	0 0.00%	0 0.00%	128 28.01%
City Of Mount Vernon, Council Ward 2, Vote For 1					
	Scott McMullen	178 44.84%	0 0.00%	0 0.00%	178 44.84%
	Mark Hulst	219 55.16%	0 0.00%	0 0.00%	219 55.16%
	Cast Votes:	397 86.87%	0 0.00%	0 0.00%	397 86.87%
	Over Votes:	0 0.00%	0 0.00%	0 0.00%	0 0.00%
	Under Votes:	60 13.13%	0 0.00%	0 0.00%	60 13.13%
City Of Mount Vernon, Council Ward 3, Vote For 1					
	Mike Urban	301 73.59%	0 0.00%	0 0.00%	301 73.59%
	Paul "Gonzo" Gonzales	108 26.41%	0 0.00%	0 0.00%	108 26.41%
	Cast Votes:	409 89.50%	0 0.00%	0 0.00%	409 89.50%
	Over Votes:	0 0.00%	0 0.00%	0 0.00%	0 0.00%
	Under Votes:	48 10.50%	0 0.00%	0 0.00%	48 10.50%
Hospital District #1, Commissioner Position 2, Vote For 1					
	Tim Raschko	117 100.00%	0 0.00%	0 0.00%	117 100.00%
	Cast Votes:	117 64.64%	0 0.00%	0 0.00%	117 64.64%
	Over Votes:	0 0.00%	0 0.00%	0 0.00%	0 0.00%
	Under Votes:	64 35.36%	0 0.00%	0 0.00%	64 35.36%
Hospital District #1, Commissioner Position 4, Vote For 1					
	James L. Hobbs Sr.	116 100.00%	0 0.00%	0 0.00%	116 100.00%
	Cast Votes:	116 64.09%	0 0.00%	0 0.00%	116 64.09%
	Over Votes:	0 0.00%	0 0.00%	0 0.00%	0 0.00%
	Under Votes:	65 35.91%	0 0.00%	0 0.00%	65 35.91%



200711270115
 Skagit County Auditor

Precinct Report — Official
Skagit County, Washington — 2007 General Election — November 06, 2007

Page 263 of 329

11/27/2007 10:43 AM

Total Number of Voters : 33,455 of 59,686 = 56.05%

Precincts Reporting 118 of 118 = 100.00%

Party	Candidate	Absentee	Early	Election	Total
Precinct 322 (Ballots Cast: 457)					
Hospital District #304, Commissioner Position 3, Vote For 1					
	Gary L. Kent	184 100.00%	0 0.00%	0 0.00%	184 100.00%
	Cast Votes:	184 66.67%	0 0.00%	0 0.00%	184 66.67%
	Over Votes:	0 0.00%	0 0.00%	0 0.00%	0 0.00%
	Under Votes:	92 33.33%	0 0.00%	0 0.00%	92 33.33%
Hospital District #304, Commissioner Position 5, Vote For 1					
	Robert M. Stanley	183 100.00%	0 0.00%	0 0.00%	183 100.00%
	Cast Votes:	183 66.30%	0 0.00%	0 0.00%	183 66.30%
	Over Votes:	0 0.00%	0 0.00%	0 0.00%	0 0.00%
	Under Votes:	93 33.70%	0 0.00%	0 0.00%	93 33.70%
Port of Skagit County, Commissioner District 1, Vote For 1					
	Kevin Ware	296 100.00%	0 0.00%	0 0.00%	296 100.00%
	Cast Votes:	296 64.77%	0 0.00%	0 0.00%	296 64.77%
	Over Votes:	0 0.00%	0 0.00%	0 0.00%	0 0.00%
	Under Votes:	161 35.23%	0 0.00%	0 0.00%	161 35.23%
Mount Vernon School District #320, Director District 1, Vote For 1					
	Laura Flores Cailloux	294 100.00%	0 0.00%	0 0.00%	294 100.00%
	Cast Votes:	294 64.33%	0 0.00%	0 0.00%	294 64.33%
	Over Votes:	0 0.00%	0 0.00%	0 0.00%	0 0.00%
	Under Votes:	163 35.67%	0 0.00%	0 0.00%	163 35.67%
Mount Vernon School District #320, Director District 2, Vote For 1					
	Robert Coffey	297 100.00%	0 0.00%	0 0.00%	297 100.00%
	Cast Votes:	297 64.99%	0 0.00%	0 0.00%	297 64.99%
	Over Votes:	1 0.22%	0 0.00%	0 0.00%	1 0.22%
	Under Votes:	159 34.79%	0 0.00%	0 0.00%	159 34.79%
Mount Vernon School District #320, Director District 3, Vote For 1					
	T.J. Larick	287 100.00%	0 0.00%	0 0.00%	287 100.00%
	Cast Votes:	287 62.80%	0 0.00%	0 0.00%	287 62.80%
	Over Votes:	0 0.00%	0 0.00%	0 0.00%	0 0.00%
	Under Votes:	170 37.20%	0 0.00%	0 0.00%	170 37.20%



200711270115
 Skagit County Auditor

Precinct Report — Official
Skagit County, Washington — 2007 General Election — November 06, 2007

Page 264 of 329

11/27/2007 10:43 AM

Total Number of Voters : 33,455 of 59,686 = 56.05%

Precincts Reporting 118 of 118 = 100.00%

Party	Candidate	Absentee	Early	Election	Total
Precinct 326 (Ballots Cast: 0)					
INITIATIVE MEASURE 960, Vote For 1					
	Yes	0 0.00%	0 0.00%	0 0.00%	0 0.00%
	No	0 0.00%	0 0.00%	0 0.00%	0 0.00%
	Cast Votes:	0 0.00%	0 0.00%	0 0.00%	0 0.00%
	Over Votes:	0 0.00%	0 0.00%	0 0.00%	0 0.00%
	Under Votes:	0 0.00%	0 0.00%	0 0.00%	0 0.00%
REFERENDUM MEASURE 67, Vote For 1					
	Approved	0 0.00%	0 0.00%	0 0.00%	0 0.00%
	Rejected	0 0.00%	0 0.00%	0 0.00%	0 0.00%
	Cast Votes:	0 0.00%	0 0.00%	0 0.00%	0 0.00%
	Over Votes:	0 0.00%	0 0.00%	0 0.00%	0 0.00%
	Under Votes:	0 0.00%	0 0.00%	0 0.00%	0 0.00%
ENGROSSED SUBSTITUTE SENATE JOINT RESOLUTION 8206, Vote For 1					
	Approved	0 0.00%	0 0.00%	0 0.00%	0 0.00%
	Rejected	0 0.00%	0 0.00%	0 0.00%	0 0.00%
	Cast Votes:	0 0.00%	0 0.00%	0 0.00%	0 0.00%
	Over Votes:	0 0.00%	0 0.00%	0 0.00%	0 0.00%
	Under Votes:	0 0.00%	0 0.00%	0 0.00%	0 0.00%
SENATE JOINT RESOLUTION 8212, Vote For 1					
	Approved	0 0.00%	0 0.00%	0 0.00%	0 0.00%
	Rejected	0 0.00%	0 0.00%	0 0.00%	0 0.00%
	Cast Votes:	0 0.00%	0 0.00%	0 0.00%	0 0.00%
	Over Votes:	0 0.00%	0 0.00%	0 0.00%	0 0.00%
	Under Votes:	0 0.00%	0 0.00%	0 0.00%	0 0.00%
ENGROSSED HOUSE JOINT RESOLUTION 4204, Vote For 1					
	Approved	0 0.00%	0 0.00%	0 0.00%	0 0.00%
	Rejected	0 0.00%	0 0.00%	0 0.00%	0 0.00%
	Cast Votes:	0 0.00%	0 0.00%	0 0.00%	0 0.00%
	Over Votes:	0 0.00%	0 0.00%	0 0.00%	0 0.00%
	Under Votes:	0 0.00%	0 0.00%	0 0.00%	0 0.00%
SUBSTITUTE HOUSE JOINT RESOLUTION 4215, Vote For 1					
	Approved	0 0.00%	0 0.00%	0 0.00%	0 0.00%
	Rejected	0 0.00%	0 0.00%	0 0.00%	0 0.00%
	Cast Votes:	0 0.00%	0 0.00%	0 0.00%	0 0.00%
	Over Votes:	0 0.00%	0 0.00%	0 0.00%	0 0.00%
	Under Votes:	0 0.00%	0 0.00%	0 0.00%	0 0.00%



200711270115
 Skagit County Auditor
 11/27/2007 Page 303 of 368 2:48PM

Precinct Report — Official
Skagit County, Washington — 2007 General Election — November 06, 2007


Page 265 of 329

11/27/2007 10:43 AM

Total Number of Voters : 33,455 of 59,686 = 56.05%

Precincts Reporting 118 of 118 = 100.00%

Party	Candidate	Absentee	Early	Election	Total
Precinct 326 (Ballots Cast: 0)					
City Of Mount Vernon, Mayor, Vote For 1					
	Bud Norris	0 0.00%	0 0.00%	0 0.00%	0 0.00%
	Doris Brevoort (W)	0 0.00%	0 0.00%	0 0.00%	0 0.00%
	Cast Votes:	0 0.00%	0 0.00%	0 0.00%	0 0.00%
	Over Votes:	0 0.00%	0 0.00%	0 0.00%	0 0.00%
	Under Votes:	0 0.00%	0 0.00%	0 0.00%	0 0.00%
City Of Mount Vernon, Council Ward 1, Vote For 1					
	Joe Lindquist	0 0.00%	0 0.00%	0 0.00%	0 0.00%
	Cast Votes:	0 0.00%	0 0.00%	0 0.00%	0 0.00%
	Over Votes:	0 0.00%	0 0.00%	0 0.00%	0 0.00%
	Under Votes:	0 0.00%	0 0.00%	0 0.00%	0 0.00%
City Of Mount Vernon, Council Ward 2, Vote For 1					
	Scott McMullen	0 0.00%	0 0.00%	0 0.00%	0 0.00%
	Mark Hulst	0 0.00%	0 0.00%	0 0.00%	0 0.00%
	Cast Votes:	0 0.00%	0 0.00%	0 0.00%	0 0.00%
	Over Votes:	0 0.00%	0 0.00%	0 0.00%	0 0.00%
	Under Votes:	0 0.00%	0 0.00%	0 0.00%	0 0.00%
City Of Mount Vernon, Council Ward 3, Vote For 1					
	Mike Urban	0 0.00%	0 0.00%	0 0.00%	0 0.00%
	Paul "Gonzo" Gonzales	0 0.00%	0 0.00%	0 0.00%	0 0.00%
	Cast Votes:	0 0.00%	0 0.00%	0 0.00%	0 0.00%
	Over Votes:	0 0.00%	0 0.00%	0 0.00%	0 0.00%
	Under Votes:	0 0.00%	0 0.00%	0 0.00%	0 0.00%
Hospital District #1, Commissioner Position 2, Vote For 1					
	Tim Raschko	0 0.00%	0 0.00%	0 0.00%	0 0.00%
	Cast Votes:	0 0.00%	0 0.00%	0 0.00%	0 0.00%
	Over Votes:	0 0.00%	0 0.00%	0 0.00%	0 0.00%
	Under Votes:	0 0.00%	0 0.00%	0 0.00%	0 0.00%
Hospital District #1, Commissioner Position 4, Vote For 1					
	James L. Hobbs Sr.	0 0.00%	0 0.00%	0 0.00%	0 0.00%
	Cast Votes:	0 0.00%	0 0.00%	0 0.00%	0 0.00%
	Over Votes:	0 0.00%	0 0.00%	0 0.00%	0 0.00%
	Under Votes:	0 0.00%	0 0.00%	0 0.00%	0 0.00%



200711270115

Skagit County Auditor

Precinct Report — Official
Skagit County, Washington — 2007 General Election — November 06, 2007

Page 266 of 329

11/27/2007 10:43 AM

Total Number of Voters : 33,455 of 59,686 = 56.05%

Precincts Reporting 118 of 118 = 100.00%

Party	Candidate	Absentee	Early	Election	Total
Precinct 326 (Ballots Cast: 0)					
Port of Skagit County, Commissioner District 1, Vote For 1					
	Kevin Ware	0 0.00%	0 0.00%	0 0.00%	0 0.00%
	Cast Votes:	0 0.00%	0 0.00%	0 0.00%	0 0.00%
	Over Votes:	0 0.00%	0 0.00%	0 0.00%	0 0.00%
	Under Votes:	0 0.00%	0 0.00%	0 0.00%	0 0.00%
Mount Vernon School District #320, Director District 1, Vote For 1					
	Laura Flores Cailloux	0 0.00%	0 0.00%	0 0.00%	0 0.00%
	Cast Votes:	0 0.00%	0 0.00%	0 0.00%	0 0.00%
	Over Votes:	0 0.00%	0 0.00%	0 0.00%	0 0.00%
	Under Votes:	0 0.00%	0 0.00%	0 0.00%	0 0.00%
Mount Vernon School District #320, Director District 2, Vote For 1					
	Robert Coffey	0 0.00%	0 0.00%	0 0.00%	0 0.00%
	Cast Votes:	0 0.00%	0 0.00%	0 0.00%	0 0.00%
	Over Votes:	0 0.00%	0 0.00%	0 0.00%	0 0.00%
	Under Votes:	0 0.00%	0 0.00%	0 0.00%	0 0.00%
Mount Vernon School District #320, Director District 3, Vote For 1					
	T.J. Larrick	0 0.00%	0 0.00%	0 0.00%	0 0.00%
	Cast Votes:	0 0.00%	0 0.00%	0 0.00%	0 0.00%
	Over Votes:	0 0.00%	0 0.00%	0 0.00%	0 0.00%
	Under Votes:	0 0.00%	0 0.00%	0 0.00%	0 0.00%



200711270115

Skagit County Auditor

Precinct Report — Official
Skagit County, Washington — 2007 General Election — November 06, 2007

Page 267 of 329

11/27/2007 10:43 AM

Total Number of Voters : 33,455 of 59,686 = 56.05%

Precincts Reporting 118 of 118 = 100.00%

Party	Candidate	Absentee	Early	Election	Total
Precinct 327 (Ballots Cast: 157)					
INITIATIVE MEASURE 960, Vote For 1					
	Yes	85 58.22%	0 0.00%	0 0.00%	85 58.22%
	No	61 41.78%	0 0.00%	0 0.00%	61 41.78%
	Cast Votes:	146 92.99%	0 0.00%	0 0.00%	146 92.99%
	Over Votes:	0 0.00%	0 0.00%	0 0.00%	0 0.00%
	Under Votes:	11 7.01%	0 0.00%	0 0.00%	11 7.01%
REFERENDUM MEASURE 67, Vote For 1					
	Approved	69 45.39%	0 0.00%	0 0.00%	69 45.39%
	Rejected	83 54.61%	0 0.00%	0 0.00%	83 54.61%
	Cast Votes:	152 96.82%	0 0.00%	0 0.00%	152 96.82%
	Over Votes:	0 0.00%	0 0.00%	0 0.00%	0 0.00%
	Under Votes:	5 3.18%	0 0.00%	0 0.00%	5 3.18%
ENGROSSED SUBSTITUTE SENATE JOINT RESOLUTION 8206, Vote For 1					
	Approved	90 64.75%	0 0.00%	0 0.00%	90 64.75%
	Rejected	49 35.25%	0 0.00%	0 0.00%	49 35.25%
	Cast Votes:	139 88.54%	0 0.00%	0 0.00%	139 88.54%
	Over Votes:	0 0.00%	0 0.00%	0 0.00%	0 0.00%
	Under Votes:	18 11.46%	0 0.00%	0 0.00%	18 11.46%
SENATE JOINT RESOLUTION 8212, Vote For 1					
	Approved	70 48.61%	0 0.00%	0 0.00%	70 48.61%
	Rejected	74 51.39%	0 0.00%	0 0.00%	74 51.39%
	Cast Votes:	144 91.72%	0 0.00%	0 0.00%	144 91.72%
	Over Votes:	0 0.00%	0 0.00%	0 0.00%	0 0.00%
	Under Votes:	13 8.28%	0 0.00%	0 0.00%	13 8.28%
ENGROSSED HOUSE JOINT RESOLUTION 4204, Vote For 1					
	Approved	47 31.54%	0 0.00%	0 0.00%	47 31.54%
	Rejected	102 68.46%	0 0.00%	0 0.00%	102 68.46%
	Cast Votes:	149 94.90%	0 0.00%	0 0.00%	149 94.90%
	Over Votes:	0 0.00%	0 0.00%	0 0.00%	0 0.00%
	Under Votes:	8 5.10%	0 0.00%	0 0.00%	8 5.10%
SUBSTITUTE HOUSE JOINT RESOLUTION 4215, Vote For 1					
	Approved	40 28.37%	0 0.00%	0 0.00%	40 28.37%
	Rejected	101 71.63%	0 0.00%	0 0.00%	101 71.63%
	Cast Votes:	141 89.81%	0 0.00%	0 0.00%	141 89.81%
	Over Votes:	0 0.00%	0 0.00%	0 0.00%	0 0.00%
	Under Votes:	16 10.19%	0 0.00%	0 0.00%	16 10.19%



200711270115
 Skagit County Auditor

Precinct Report — Official
Skagit County, Washington — 2007 General Election — November 06, 2007

Page 268 of 329

11/27/2007 10:43 AM

Total Number of Voters : 33,455 of 59,686 = 56.05%

Precincts Reporting 118 of 118 = 100.00%

Party	Candidate	Absentee	Early	Election	Total
Precinct 327 (Ballots Cast: 157)					
City Of Mount Vernon, Mayor, Vote For 1					
	Bud Norris	103 72.54%	0 0.00%	0 0.00%	103 72.54%
	Doris Brevoort (W)	39 27.46%	0 0.00%	0 0.00%	39 27.46%
	Cast Votes:	142 90.45%	0 0.00%	0 0.00%	142 90.45%
	Over Votes:	0 0.00%	0 0.00%	0 0.00%	0 0.00%
	Under Votes:	15 9.55%	0 0.00%	0 0.00%	15 9.55%
City Of Mount Vernon, Council Ward 1, Vote For 1					
	Joe Lindquist	116 100.00%	0 0.00%	0 0.00%	116 100.00%
	Cast Votes:	116 73.89%	0 0.00%	0 0.00%	116 73.89%
	Over Votes:	0 0.00%	0 0.00%	0 0.00%	0 0.00%
	Under Votes:	41 26.11%	0 0.00%	0 0.00%	41 26.11%
City Of Mount Vernon, Council Ward 2, Vote For 1					
	Scott McMullen	64 49.23%	0 0.00%	0 0.00%	64 49.23%
	Mark Hulst	66 50.77%	0 0.00%	0 0.00%	66 50.77%
	Cast Votes:	130 82.80%	0 0.00%	0 0.00%	130 82.80%
	Over Votes:	0 0.00%	0 0.00%	0 0.00%	0 0.00%
	Under Votes:	27 17.20%	0 0.00%	0 0.00%	27 17.20%
City Of Mount Vernon, Council Ward 3, Vote For 1					
	Mike Urban	96 73.28%	0 0.00%	0 0.00%	96 73.28%
	Paul "Gonzo" Gonzales	35 26.72%	0 0.00%	0 0.00%	35 26.72%
	Cast Votes:	131 83.44%	0 0.00%	0 0.00%	131 83.44%
	Over Votes:	0 0.00%	0 0.00%	0 0.00%	0 0.00%
	Under Votes:	26 16.56%	0 0.00%	0 0.00%	26 16.56%
Hospital District #1, Commissioner Position 2, Vote For 1					
	Tim Raschko	108 100.00%	0 0.00%	0 0.00%	108 100.00%
	Cast Votes:	108 68.79%	0 0.00%	0 0.00%	108 68.79%
	Over Votes:	0 0.00%	0 0.00%	0 0.00%	0 0.00%
	Under Votes:	49 31.21%	0 0.00%	0 0.00%	49 31.21%
Hospital District #1, Commissioner Position 4, Vote For 1					
	James L. Hobbs Sr.	111 100.00%	0 0.00%	0 0.00%	111 100.00%
	Cast Votes:	111 70.70%	0 0.00%	0 0.00%	111 70.70%
	Over Votes:	0 0.00%	0 0.00%	0 0.00%	0 0.00%
	Under Votes:	46 29.30%	0 0.00%	0 0.00%	46 29.30%



200711270115
 Skagit County Auditor

Precinct Report — Official
Skagit County, Washington — 2007 General Election — November 06, 2007

Page 269 of 329

11/27/2007 10:43 AM

Total Number of Voters : 33,455 of 59,686 = 56.05%

Precincts Reporting 118 of 118 = 100.00%

Party	Candidate	Absentee	Early	Election	Total
-------	-----------	----------	-------	----------	-------

Precinct 327 (Ballots Cast: 157)

Port of Skagit County, Commissioner District 1, Vote For 1									
	Kevin Ware	111	100.00%	0	0.00%	0	0.00%	111	100.00%
Cast Votes:		111	70.70%	0	0.00%	0	0.00%	111	70.70%
Over Votes:		0	0.00%	0	0.00%	0	0.00%	0	0.00%
Under Votes:		46	29.30%	0	0.00%	0	0.00%	46	29.30%
Mount Vernon School District #320, Director District 1, Vote For 1									
	Laura Flores Cailloux	111	100.00%	0	0.00%	0	0.00%	111	100.00%
Cast Votes:		111	70.70%	0	0.00%	0	0.00%	111	70.70%
Over Votes:		0	0.00%	0	0.00%	0	0.00%	0	0.00%
Under Votes:		46	29.30%	0	0.00%	0	0.00%	46	29.30%
Mount Vernon School District #320, Director District 2, Vote For 1									
	Robert Coffey	112	100.00%	0	0.00%	0	0.00%	112	100.00%
Cast Votes:		112	71.34%	0	0.00%	0	0.00%	112	71.34%
Over Votes:		1	0.64%	0	0.00%	0	0.00%	1	0.64%
Under Votes:		44	28.03%	0	0.00%	0	0.00%	44	28.03%
Mount Vernon School District #320, Director District 3, Vote For 1									
	T.J. Larrick	106	100.00%	0	0.00%	0	0.00%	106	100.00%
Cast Votes:		106	67.52%	0	0.00%	0	0.00%	106	67.52%
Over Votes:		0	0.00%	0	0.00%	0	0.00%	0	0.00%
Under Votes:		51	32.48%	0	0.00%	0	0.00%	51	32.48%



200711270115
 Skagit County Auditor

Precinct Report — Official
Skagit County, Washington — 2007 General Election — November 06, 2007

Page 270 of 329

11/27/2007 10:43 AM

Total Number of Voters : 33,455 of 59,686 = 56.05%

Precincts Reporting 118 of 118 = 100.00%

Party	Candidate	Absentee	Early	Election	Total
Precinct 328 (Ballots Cast: 70)					
INITIATIVE MEASURE 960, Vote For 1					
	Yes	37 54.41%	0 0.00%	0 0.00%	37 54.41%
	No	31 45.59%	0 0.00%	0 0.00%	31 45.59%
	Cast Votes:	68 97.14%	0 0.00%	0 0.00%	68 97.14%
	Over Votes:	0 0.00%	0 0.00%	0 0.00%	0 0.00%
	Under Votes:	2 2.86%	0 0.00%	0 0.00%	2 2.86%
REFERENDUM MEASURE 67, Vote For 1					
	Approved	40 60.61%	0 0.00%	0 0.00%	40 60.61%
	Rejected	26 39.39%	0 0.00%	0 0.00%	26 39.39%
	Cast Votes:	66 94.29%	0 0.00%	0 0.00%	66 94.29%
	Over Votes:	0 0.00%	0 0.00%	0 0.00%	0 0.00%
	Under Votes:	4 5.71%	0 0.00%	0 0.00%	4 5.71%
ENGROSSED SUBSTITUTE SENATE JOINT RESOLUTION 8206, Vote For 1					
	Approved	42 64.62%	0 0.00%	0 0.00%	42 64.62%
	Rejected	23 35.38%	0 0.00%	0 0.00%	23 35.38%
	Cast Votes:	65 92.86%	0 0.00%	0 0.00%	65 92.86%
	Over Votes:	0 0.00%	0 0.00%	0 0.00%	0 0.00%
	Under Votes:	5 7.14%	0 0.00%	0 0.00%	5 7.14%
SENATE JOINT RESOLUTION 8212, Vote For 1					
	Approved	35 53.85%	0 0.00%	0 0.00%	35 53.85%
	Rejected	30 46.15%	0 0.00%	0 0.00%	30 46.15%
	Cast Votes:	65 92.86%	0 0.00%	0 0.00%	65 92.86%
	Over Votes:	0 0.00%	0 0.00%	0 0.00%	0 0.00%
	Under Votes:	5 7.14%	0 0.00%	0 0.00%	5 7.14%
ENGROSSED HOUSE JOINT RESOLUTION 4204, Vote For 1					
	Approved	35 50.72%	0 0.00%	0 0.00%	35 50.72%
	Rejected	34 49.28%	0 0.00%	0 0.00%	34 49.28%
	Cast Votes:	69 98.57%	0 0.00%	0 0.00%	69 98.57%
	Over Votes:	0 0.00%	0 0.00%	0 0.00%	0 0.00%
	Under Votes:	1 1.43%	0 0.00%	0 0.00%	1 1.43%
SUBSTITUTE HOUSE JOINT RESOLUTION 4215, Vote For 1					
	Approved	34 52.31%	0 0.00%	0 0.00%	34 52.31%
	Rejected	31 47.69%	0 0.00%	0 0.00%	31 47.69%
	Cast Votes:	65 92.86%	0 0.00%	0 0.00%	65 92.86%
	Over Votes:	0 0.00%	0 0.00%	0 0.00%	0 0.00%
	Under Votes:	5 7.14%	0 0.00%	0 0.00%	5 7.14%



200711270115
 Skagit County Auditor
 11/27/2007 Page 309 of 368 2:48PM

Precinct Report — Official
Skagit County, Washington — 2007 General Election — November 06, 2007

Page 271 of 329

11/27/2007 10:43 AM

Total Number of Voters : 33,455 of 59,686 = 56.05%

Precincts Reporting 118 of 118 = 100.00%

Party	Candidate	Absentee	Early	Election	Total
Precinct 328 (Ballots Cast: 70)					
City Of Mount Vernon, Mayor, Vote For 1					
	Bud Norris	43 71.67%	0 0.00%	0 0.00%	43 71.67%
	Doris Brevoort (W)	17 28.33%	0 0.00%	0 0.00%	17 28.33%
	Cast Votes:	60 85.71%	0 0.00%	0 0.00%	60 85.71%
	Over Votes:	0 0.00%	0 0.00%	0 0.00%	0 0.00%
	Under Votes:	10 14.29%	0 0.00%	0 0.00%	10 14.29%
City Of Mount Vernon, Council Ward 1, Vote For 1					
	Joe Lindquist	55 100.00%	0 0.00%	0 0.00%	55 100.00%
	Cast Votes:	55 78.57%	0 0.00%	0 0.00%	55 78.57%
	Over Votes:	0 0.00%	0 0.00%	0 0.00%	0 0.00%
	Under Votes:	15 21.43%	0 0.00%	0 0.00%	15 21.43%
City Of Mount Vernon, Council Ward 2, Vote For 1					
	Scott McMullen	31 56.36%	0 0.00%	0 0.00%	31 56.36%
	Mark Hulst	24 43.64%	0 0.00%	0 0.00%	24 43.64%
	Cast Votes:	55 78.57%	0 0.00%	0 0.00%	55 78.57%
	Over Votes:	0 0.00%	0 0.00%	0 0.00%	0 0.00%
	Under Votes:	15 21.43%	0 0.00%	0 0.00%	15 21.43%
City Of Mount Vernon, Council Ward 3, Vote For 1					
	Mike Urban	42 72.41%	0 0.00%	0 0.00%	42 72.41%
	Paul "Gonzo" Gonzales	16 27.59%	0 0.00%	0 0.00%	16 27.59%
	Cast Votes:	58 82.86%	0 0.00%	0 0.00%	58 82.86%
	Over Votes:	0 0.00%	0 0.00%	0 0.00%	0 0.00%
	Under Votes:	12 17.14%	0 0.00%	0 0.00%	12 17.14%
Hospital District #1, Commissioner Position 2, Vote For 1					
	Tim Raschko	50 100.00%	0 0.00%	0 0.00%	50 100.00%
	Cast Votes:	50 71.43%	0 0.00%	0 0.00%	50 71.43%
	Over Votes:	0 0.00%	0 0.00%	0 0.00%	0 0.00%
	Under Votes:	20 28.57%	0 0.00%	0 0.00%	20 28.57%
Hospital District #1, Commissioner Position 4, Vote For 1					
	James L. Hobbs Sr.	50 100.00%	0 0.00%	0 0.00%	50 100.00%
	Cast Votes:	50 71.43%	0 0.00%	0 0.00%	50 71.43%
	Over Votes:	0 0.00%	0 0.00%	0 0.00%	0 0.00%
	Under Votes:	20 28.57%	0 0.00%	0 0.00%	20 28.57%



200711270115
 Skagit County Auditor

Precinct Report — Official
Skagit County, Washington — 2007 General Election — November 06, 2007

Page 272 of 329

11/27/2007 10:43 AM

Total Number of Voters : 33,455 of 59,686 = 56.05%

Precincts Reporting 118 of 118 = 100.00%

Party	Candidate	Absentee	Early	Election	Total
Precinct 328 (Ballots Cast: 70)					
Port of Skagit County, Commissioner District 1, Vote For 1					
	Kevin Ware	50 100.00%	0 0.00%	0 0.00%	50 100.00%
	Cast Votes:	50 71.43%	0 0.00%	0 0.00%	50 71.43%
	Over Votes:	0 0.00%	0 0.00%	0 0.00%	0 0.00%
	Under Votes:	20 28.57%	0 0.00%	0 0.00%	20 28.57%
Mount Vernon School District #320, Director District 1, Vote For 1					
	Laura Flores Cailloux	52 100.00%	0 0.00%	0 0.00%	52 100.00%
	Cast Votes:	52 74.29%	0 0.00%	0 0.00%	52 74.29%
	Over Votes:	0 0.00%	0 0.00%	0 0.00%	0 0.00%
	Under Votes:	18 25.71%	0 0.00%	0 0.00%	18 25.71%
Mount Vernon School District #320, Director District 2, Vote For 1					
	Robert Coffey	51 100.00%	0 0.00%	0 0.00%	51 100.00%
	Cast Votes:	51 72.86%	0 0.00%	0 0.00%	51 72.86%
	Over Votes:	0 0.00%	0 0.00%	0 0.00%	0 0.00%
	Under Votes:	19 27.14%	0 0.00%	0 0.00%	19 27.14%
Mount Vernon School District #320, Director District 3, Vote For 1					
	T.J. Larrick	51 100.00%	0 0.00%	0 0.00%	51 100.00%
	Cast Votes:	51 72.86%	0 0.00%	0 0.00%	51 72.86%
	Over Votes:	0 0.00%	0 0.00%	0 0.00%	0 0.00%
	Under Votes:	19 27.14%	0 0.00%	0 0.00%	19 27.14%



200711270115
 Skagit County Auditor

Precinct Report — Official
Skagit County, Washington — 2007 General Election — November 06, 2007


Page 273 of 329

11/27/2007 10:43 AM

Total Number of Voters : 33,455 of 59,686 = 56.05%

Precincts Reporting 118 of 118 = 100.00%

Party	Candidate	Absentee	Early	Election	Total
Precinct 329 (Ballots Cast: 0)					
INITIATIVE MEASURE 960, Vote For 1					
	Yes	0 0.00%	0 0.00%	0 0.00%	0 0.00%
	No	0 0.00%	0 0.00%	0 0.00%	0 0.00%
	Cast Votes:	0 0.00%	0 0.00%	0 0.00%	0 0.00%
	Over Votes:	0 0.00%	0 0.00%	0 0.00%	0 0.00%
	Under Votes:	0 0.00%	0 0.00%	0 0.00%	0 0.00%
REFERENDUM MEASURE 67, Vote For 1					
	Approved	0 0.00%	0 0.00%	0 0.00%	0 0.00%
	Rejected	0 0.00%	0 0.00%	0 0.00%	0 0.00%
	Cast Votes:	0 0.00%	0 0.00%	0 0.00%	0 0.00%
	Over Votes:	0 0.00%	0 0.00%	0 0.00%	0 0.00%
	Under Votes:	0 0.00%	0 0.00%	0 0.00%	0 0.00%
ENGROSSED SUBSTITUTE SENATE JOINT RESOLUTION 8206, Vote For 1					
	Approved	0 0.00%	0 0.00%	0 0.00%	0 0.00%
	Rejected	0 0.00%	0 0.00%	0 0.00%	0 0.00%
	Cast Votes:	0 0.00%	0 0.00%	0 0.00%	0 0.00%
	Over Votes:	0 0.00%	0 0.00%	0 0.00%	0 0.00%
	Under Votes:	0 0.00%	0 0.00%	0 0.00%	0 0.00%
SENATE JOINT RESOLUTION 8212, Vote For 1					
	Approved	0 0.00%	0 0.00%	0 0.00%	0 0.00%
	Rejected	0 0.00%	0 0.00%	0 0.00%	0 0.00%
	Cast Votes:	0 0.00%	0 0.00%	0 0.00%	0 0.00%
	Over Votes:	0 0.00%	0 0.00%	0 0.00%	0 0.00%
	Under Votes:	0 0.00%	0 0.00%	0 0.00%	0 0.00%
ENGROSSED HOUSE JOINT RESOLUTION 4204, Vote For 1					
	Approved	0 0.00%	0 0.00%	0 0.00%	0 0.00%
	Rejected	0 0.00%	0 0.00%	0 0.00%	0 0.00%
	Cast Votes:	0 0.00%	0 0.00%	0 0.00%	0 0.00%
	Over Votes:	0 0.00%	0 0.00%	0 0.00%	0 0.00%
	Under Votes:	0 0.00%	0 0.00%	0 0.00%	0 0.00%
SUBSTITUTE HOUSE JOINT RESOLUTION 4215, Vote For 1					
	Approved	0 0.00%	0 0.00%	0 0.00%	0 0.00%
	Rejected	0 0.00%	0 0.00%	0 0.00%	0 0.00%
	Cast Votes:	0 0.00%	0 0.00%	0 0.00%	0 0.00%
	Over Votes:	0 0.00%	0 0.00%	0 0.00%	0 0.00%
	Under Votes:	0 0.00%	0 0.00%	0 0.00%	0 0.00%



200711270115
 Skagit County Auditor

Precinct Report — Official
Skagit County, Washington — 2007 General Election — November 06, 2007

Page 274 of 329

11/27/2007 10:43 AM

Total Number of Voters : 33,455 of 59,686 = 56.05%

Precincts Reporting 118 of 118 = 100.00%

Party	Candidate	Absentee	Early	Election	Total
Precinct 329 (Ballots Cast: 0)					
City Of Mount Vernon, Mayor, Vote For 1					
	Bud Norris	0 0.00%	0 0.00%	0 0.00%	0 0.00%
	Doris Brevoort (W)	0 0.00%	0 0.00%	0 0.00%	0 0.00%
	Cast Votes:	0 0.00%	0 0.00%	0 0.00%	0 0.00%
	Over Votes:	0 0.00%	0 0.00%	0 0.00%	0 0.00%
	Under Votes:	0 0.00%	0 0.00%	0 0.00%	0 0.00%
City Of Mount Vernon, Council Ward 1, Vote For 1					
	Joe Lindquist	0 0.00%	0 0.00%	0 0.00%	0 0.00%
	Cast Votes:	0 0.00%	0 0.00%	0 0.00%	0 0.00%
	Over Votes:	0 0.00%	0 0.00%	0 0.00%	0 0.00%
	Under Votes:	0 0.00%	0 0.00%	0 0.00%	0 0.00%
City Of Mount Vernon, Council Ward 2, Vote For 1					
	Scott McMullen	0 0.00%	0 0.00%	0 0.00%	0 0.00%
	Mark Hulst	0 0.00%	0 0.00%	0 0.00%	0 0.00%
	Cast Votes:	0 0.00%	0 0.00%	0 0.00%	0 0.00%
	Over Votes:	0 0.00%	0 0.00%	0 0.00%	0 0.00%
	Under Votes:	0 0.00%	0 0.00%	0 0.00%	0 0.00%
City Of Mount Vernon, Council Ward 3, Vote For 1					
	Mike Urban	0 0.00%	0 0.00%	0 0.00%	0 0.00%
	Paul "Gonzo" Gonzales	0 0.00%	0 0.00%	0 0.00%	0 0.00%
	Cast Votes:	0 0.00%	0 0.00%	0 0.00%	0 0.00%
	Over Votes:	0 0.00%	0 0.00%	0 0.00%	0 0.00%
	Under Votes:	0 0.00%	0 0.00%	0 0.00%	0 0.00%
Hospital District #1, Commissioner Position 2, Vote For 1					
	Tim Raschko	0 0.00%	0 0.00%	0 0.00%	0 0.00%
	Cast Votes:	0 0.00%	0 0.00%	0 0.00%	0 0.00%
	Over Votes:	0 0.00%	0 0.00%	0 0.00%	0 0.00%
	Under Votes:	0 0.00%	0 0.00%	0 0.00%	0 0.00%
Hospital District #1, Commissioner Position 4, Vote For 1					
	James L. Hobbs Sr.	0 0.00%	0 0.00%	0 0.00%	0 0.00%
	Cast Votes:	0 0.00%	0 0.00%	0 0.00%	0 0.00%
	Over Votes:	0 0.00%	0 0.00%	0 0.00%	0 0.00%
	Under Votes:	0 0.00%	0 0.00%	0 0.00%	0 0.00%



Precinct Report — Official
Skagit County, Washington — 2007 General Election — November 06, 2007

Page 275 of 329

11/27/2007 10:43 AM

Total Number of Voters : 33,455 of 59,686 = 56.05%

Precincts Reporting 118 of 118 = 100.00%

Party	Candidate	Absentee	Early	Election	Total
Precinct 329 (Ballots Cast: 0)					
Port of Skagit County, Commisioner District 1, Vote For 1					
	Kevin Ware	0 0.00%	0 0.00%	0 0.00%	0 0.00%
	Cast Votes:	0 0.00%	0 0.00%	0 0.00%	0 0.00%
	Over Votes:	0 0.00%	0 0.00%	0 0.00%	0 0.00%
	Under Votes:	0 0.00%	0 0.00%	0 0.00%	0 0.00%
Mount Vernon School District #320, Director District 1, Vote For 1					
	Laura Flores Cailloux	0 0.00%	0 0.00%	0 0.00%	0 0.00%
	Cast Votes:	0 0.00%	0 0.00%	0 0.00%	0 0.00%
	Over Votes:	0 0.00%	0 0.00%	0 0.00%	0 0.00%
	Under Votes:	0 0.00%	0 0.00%	0 0.00%	0 0.00%
Mount Vernon School District #320, Director District 2, Vote For 1					
	Robert Coffey	0 0.00%	0 0.00%	0 0.00%	0 0.00%
	Cast Votes:	0 0.00%	0 0.00%	0 0.00%	0 0.00%
	Over Votes:	0 0.00%	0 0.00%	0 0.00%	0 0.00%
	Under Votes:	0 0.00%	0 0.00%	0 0.00%	0 0.00%
Mount Vernon School District #320, Director District 3, Vote For 1					
	T.J. Larrick	0 0.00%	0 0.00%	0 0.00%	0 0.00%
	Cast Votes:	0 0.00%	0 0.00%	0 0.00%	0 0.00%
	Over Votes:	0 0.00%	0 0.00%	0 0.00%	0 0.00%
	Under Votes:	0 0.00%	0 0.00%	0 0.00%	0 0.00%



200711270115
 Skagit County Auditor
 11/27/2007 Page 314 of 368 2:48PM

Precinct Report — Official
Skagit County, Washington — 2007 General Election — November 06, 2007

Page 276 of 329

11/27/2007 10:43 AM

Total Number of Voters : 33,455 of 59,686 = 56.05%

Precincts Reporting 118 of 118 = 100.00%

Party	Candidate	Absentee	Early	Election	Total
Precinct 401 (Ballots Cast: 346)					
INITIATIVE MEASURE 960, Vote For 1					
	Yes	190 57.23%	0 0.00%	0 0.00%	190 57.23%
	No	142 42.77%	0 0.00%	0 0.00%	142 42.77%
	Cast Votes:	332 95.95%	0 0.00%	0 0.00%	332 95.95%
	Over Votes:	0 0.00%	0 0.00%	0 0.00%	0 0.00%
	Under Votes:	14 4.05%	0 0.00%	0 0.00%	14 4.05%
REFERENDUM MEASURE 67, Vote For 1					
	Approved	209 61.47%	0 0.00%	0 0.00%	209 61.47%
	Rejected	131 38.53%	0 0.00%	0 0.00%	131 38.53%
	Cast Votes:	340 98.27%	0 0.00%	0 0.00%	340 98.27%
	Over Votes:	0 0.00%	0 0.00%	0 0.00%	0 0.00%
	Under Votes:	6 1.73%	0 0.00%	0 0.00%	6 1.73%
ENGROSSED SUBSTITUTE SENATE JOINT RESOLUTION 8206, Vote For 1					
	Approved	209 64.71%	0 0.00%	0 0.00%	209 64.71%
	Rejected	114 35.29%	0 0.00%	0 0.00%	114 35.29%
	Cast Votes:	323 93.35%	0 0.00%	0 0.00%	323 93.35%
	Over Votes:	0 0.00%	0 0.00%	0 0.00%	0 0.00%
	Under Votes:	23 6.65%	0 0.00%	0 0.00%	23 6.65%
SENATE JOINT RESOLUTION 8212, Vote For 1					
	Approved	183 55.45%	0 0.00%	0 0.00%	183 55.45%
	Rejected	147 44.55%	0 0.00%	0 0.00%	147 44.55%
	Cast Votes:	330 95.38%	0 0.00%	0 0.00%	330 95.38%
	Over Votes:	0 0.00%	0 0.00%	0 0.00%	0 0.00%
	Under Votes:	16 4.62%	0 0.00%	0 0.00%	16 4.62%
ENGROSSED HOUSE JOINT RESOLUTION 4204, Vote For 1					
	Approved	149 43.95%	0 0.00%	0 0.00%	149 43.95%
	Rejected	190 56.05%	0 0.00%	0 0.00%	190 56.05%
	Cast Votes:	339 97.98%	0 0.00%	0 0.00%	339 97.98%
	Over Votes:	0 0.00%	0 0.00%	0 0.00%	0 0.00%
	Under Votes:	7 2.02%	0 0.00%	0 0.00%	7 2.02%
SUBSTITUTE HOUSE JOINT RESOLUTION 4215, Vote For 1					
	Approved	133 41.18%	0 0.00%	0 0.00%	133 41.18%
	Rejected	190 58.82%	0 0.00%	0 0.00%	190 58.82%
	Cast Votes:	323 93.35%	0 0.00%	0 0.00%	323 93.35%
	Over Votes:	0 0.00%	0 0.00%	0 0.00%	0 0.00%
	Under Votes:	23 6.65%	0 0.00%	0 0.00%	23 6.65%



200711270115
 Skagit County Auditor
 11/27/2007 Page 315 of 368 2:48PM

Precinct Report — Official
Skagit County, Washington — 2007 General Election — November 06, 2007

Page 277 of 329

11/27/2007 10:43 AM

Total Number of Voters : 33,455 of 59,686 = 56.05%

Precincts Reporting 118 of 118 = 100.00%

Party	Candidate	Absentee	Early	Election	Total
Precinct 401 (Ballots Cast: 346)					
City of Sedro-Woolley, Mayor, Short/Full Term, Vote For 1					
	Kevin Loy	102 31.29%	0 0.00%	0 0.00%	102 31.29%
	Mike Anderson	224 68.71%	0 0.00%	0 0.00%	224 68.71%
	Cast Votes:	326 94.22%	0 0.00%	0 0.00%	326 94.22%
	Over Votes:	0 0.00%	0 0.00%	0 0.00%	0 0.00%
	Under Votes:	20 5.78%	0 0.00%	0 0.00%	20 5.78%
City of Sedro-Woolley Council at Large, Short/Full Term, Vote For 1					
	Dennis P. London	247 100.00%	0 0.00%	0 0.00%	247 100.00%
	Cast Votes:	247 71.39%	0 0.00%	0 0.00%	247 71.39%
	Over Votes:	0 0.00%	0 0.00%	0 0.00%	0 0.00%
	Under Votes:	99 28.61%	0 0.00%	0 0.00%	99 28.61%
City Of Sedro-Woolley, Council Ward 1, Vote For 1					
	Ted Meamber	253 100.00%	0 0.00%	0 0.00%	253 100.00%
	Cast Votes:	253 73.12%	0 0.00%	0 0.00%	253 73.12%
	Over Votes:	0 0.00%	0 0.00%	0 0.00%	0 0.00%
	Under Votes:	93 26.88%	0 0.00%	0 0.00%	93 26.88%
Hospital District #304, Commissioner Position 3, Vote For 1					
	Gary L. Kent	243 100.00%	0 0.00%	0 0.00%	243 100.00%
	Cast Votes:	243 70.23%	0 0.00%	0 0.00%	243 70.23%
	Over Votes:	0 0.00%	0 0.00%	0 0.00%	0 0.00%
	Under Votes:	103 29.77%	0 0.00%	0 0.00%	103 29.77%
Hospital District #304, Commissioner Position 5, Vote For 1					
	Robert M. Stanley	240 100.00%	0 0.00%	0 0.00%	240 100.00%
	Cast Votes:	240 69.36%	0 0.00%	0 0.00%	240 69.36%
	Over Votes:	0 0.00%	0 0.00%	0 0.00%	0 0.00%
	Under Votes:	106 30.64%	0 0.00%	0 0.00%	106 30.64%
Port of Skagit County, Commissioner District 1, Vote For 1					
	Kevin Ware	242 100.00%	0 0.00%	0 0.00%	242 100.00%
	Cast Votes:	242 69.94%	0 0.00%	0 0.00%	242 69.94%
	Over Votes:	0 0.00%	0 0.00%	0 0.00%	0 0.00%
	Under Votes:	104 30.06%	0 0.00%	0 0.00%	104 30.06%
Sedro-Woolley School District #101, Director District 2, Vote For 1					
	Tim Howland	248 100.00%	0 0.00%	0 0.00%	248 100.00%
	Cast Votes:	248 71.68%	0 0.00%	0 0.00%	248 71.68%
	Over Votes:	0 0.00%	0 0.00%	0 0.00%	0 0.00%
	Under Votes:	98 28.32%	0 0.00%	0 0.00%	98 28.32%



200711270115

Skagit County Auditor

Precinct Report — Official
Skagit County, Washington — 2007 General Election — November 06, 2007

Page 278 of 329

11/27/2007 10:43 AM

Total Number of Voters : 33,455 of 59,686 = 56.05%

Precincts Reporting 118 of 118 = 100.00%

Party	Candidate	Absentee	Early	Election	Total
Precinct 401 (Ballots Cast: 346)					
Sedro-Woolley School District #101, Director District 3, Vote For 1					
	Rich Weyrich	245 100.00%	0 0.00%	0 0.00%	245 100.00%
	Cast Votes:	245 70.81%	0 0.00%	0 0.00%	245 70.81%
	Over Votes:	0 0.00%	0 0.00%	0 0.00%	0 0.00%
	Under Votes:	101 29.19%	0 0.00%	0 0.00%	101 29.19%



200711270115
 Skagit County Auditor

Precinct Report — Official
Skagit County, Washington — 2007 General Election — November 06, 2007

Page 279 of 329

11/27/2007 10:43 AM

Total Number of Voters : 33,455 of 59,686 = 56.05%

Precincts Reporting 118 of 118 = 100.00%

Party	Candidate	Absentee	Early	Election	Total
Precinct 402 (Ballots Cast: 412)					
INITIATIVE MEASURE 960, Vote For 1					
	Yes	204 51.65%	0 0.00%	0 0.00%	204 51.65%
	No	191 48.35%	0 0.00%	0 0.00%	191 48.35%
	Cast Votes:	395 95.87%	0 0.00%	0 0.00%	395 95.87%
	Over Votes:	0 0.00%	0 0.00%	0 0.00%	0 0.00%
	Under Votes:	17 4.13%	0 0.00%	0 0.00%	17 4.13%
REFERENDUM MEASURE 67, Vote For 1					
	Approved	212 53.13%	0 0.00%	0 0.00%	212 53.13%
	Rejected	187 46.87%	0 0.00%	0 0.00%	187 46.87%
	Cast Votes:	399 96.84%	0 0.00%	0 0.00%	399 96.84%
	Over Votes:	0 0.00%	0 0.00%	0 0.00%	0 0.00%
	Under Votes:	13 3.16%	0 0.00%	0 0.00%	13 3.16%
ENGROSSED SUBSTITUTE SENATE JOINT RESOLUTION 8206, Vote For 1					
	Approved	259 67.80%	0 0.00%	0 0.00%	259 67.80%
	Rejected	123 32.20%	0 0.00%	0 0.00%	123 32.20%
	Cast Votes:	382 92.72%	0 0.00%	0 0.00%	382 92.72%
	Over Votes:	1 0.24%	0 0.00%	0 0.00%	1 0.24%
	Under Votes:	29 7.04%	0 0.00%	0 0.00%	29 7.04%
SENATE JOINT RESOLUTION 8212, Vote For 1					
	Approved	211 55.38%	0 0.00%	0 0.00%	211 55.38%
	Rejected	170 44.62%	0 0.00%	0 0.00%	170 44.62%
	Cast Votes:	381 92.48%	0 0.00%	0 0.00%	381 92.48%
	Over Votes:	0 0.00%	0 0.00%	0 0.00%	0 0.00%
	Under Votes:	31 7.52%	0 0.00%	0 0.00%	31 7.52%
ENGROSSED HOUSE JOINT RESOLUTION 4204, Vote For 1					
	Approved	164 40.49%	0 0.00%	0 0.00%	164 40.49%
	Rejected	241 59.51%	0 0.00%	0 0.00%	241 59.51%
	Cast Votes:	405 98.30%	0 0.00%	0 0.00%	405 98.30%
	Over Votes:	0 0.00%	0 0.00%	0 0.00%	0 0.00%
	Under Votes:	7 1.70%	0 0.00%	0 0.00%	7 1.70%
SUBSTITUTE HOUSE JOINT RESOLUTION 4215, Vote For 1					
	Approved	184 48.04%	0 0.00%	0 0.00%	184 48.04%
	Rejected	199 51.96%	0 0.00%	0 0.00%	199 51.96%
	Cast Votes:	383 92.96%	0 0.00%	0 0.00%	383 92.96%
	Over Votes:	0 0.00%	0 0.00%	0 0.00%	0 0.00%
	Under Votes:	29 7.04%	0 0.00%	0 0.00%	29 7.04%



200711270115
 Skagit County Auditor

Precinct Report — Official
Skagit County, Washington — 2007 General Election — November 06, 2007

Page 280 of 329

11/27/2007 10:43 AM

Total Number of Voters : 33,455 of 59,686 = 56.05%

Precincts Reporting 118 of 118 = 100.00%

Party	Candidate	Absentee	Early	Election	Total
Precinct 402 (Ballots Cast: 412)					
City of Sedro-Woolley, Mayor, Short/Full Term, Vote For 1					
	Kevin Loy	108 27.20%	0 0.00%	0 0.00%	108 27.20%
	Mike Anderson	289 72.80%	0 0.00%	0 0.00%	289 72.80%
	Cast Votes:	397 96.36%	0 0.00%	0 0.00%	397 96.36%
	Over Votes:	1 0.24%	0 0.00%	0 0.00%	1 0.24%
	Under Votes:	14 3.40%	0 0.00%	0 0.00%	14 3.40%
City of Sedro-Woolley Council at Large, Short/Full Term, Vote For 1					
	Dennis P. London	308 100.00%	0 0.00%	0 0.00%	308 100.00%
	Cast Votes:	308 74.76%	0 0.00%	0 0.00%	308 74.76%
	Over Votes:	0 0.00%	0 0.00%	0 0.00%	0 0.00%
	Under Votes:	104 25.24%	0 0.00%	0 0.00%	104 25.24%
Hospital District #304, Commissioner Position 3, Vote For 1					
	Gary L. Kent	306 100.00%	0 0.00%	0 0.00%	306 100.00%
	Cast Votes:	306 74.27%	0 0.00%	0 0.00%	306 74.27%
	Over Votes:	0 0.00%	0 0.00%	0 0.00%	0 0.00%
	Under Votes:	106 25.73%	0 0.00%	0 0.00%	106 25.73%
Hospital District #304, Commissioner Position 5, Vote For 1					
	Robert M. Stanley	305 100.00%	0 0.00%	0 0.00%	305 100.00%
	Cast Votes:	305 74.03%	0 0.00%	0 0.00%	305 74.03%
	Over Votes:	0 0.00%	0 0.00%	0 0.00%	0 0.00%
	Under Votes:	107 25.97%	0 0.00%	0 0.00%	107 25.97%
Port of Skagit County, Commissioner District 1, Vote For 1					
	Kevin Ware	302 100.00%	0 0.00%	0 0.00%	302 100.00%
	Cast Votes:	302 73.30%	0 0.00%	0 0.00%	302 73.30%
	Over Votes:	0 0.00%	0 0.00%	0 0.00%	0 0.00%
	Under Votes:	110 26.70%	0 0.00%	0 0.00%	110 26.70%
Sedro-Woolley School District #101, Director District 2, Vote For 1					
	Tim Howland	315 100.00%	0 0.00%	0 0.00%	315 100.00%
	Cast Votes:	315 76.46%	0 0.00%	0 0.00%	315 76.46%
	Over Votes:	0 0.00%	0 0.00%	0 0.00%	0 0.00%
	Under Votes:	97 23.54%	0 0.00%	0 0.00%	97 23.54%
Sedro-Woolley School District #101, Director District 3, Vote For 1					
	Rich Weyrich	309 100.00%	0 0.00%	0 0.00%	309 100.00%
	Cast Votes:	309 75.00%	0 0.00%	0 0.00%	309 75.00%
	Over Votes:	0 0.00%	0 0.00%	0 0.00%	0 0.00%
	Under Votes:	103 25.00%	0 0.00%	0 0.00%	103 25.00%



200711270115
 Skagit County Auditor
 11/27/2007 Page 319 of 368 2:48PM

Precinct Report — Official
Skagit County, Washington — 2007 General Election — November 06, 2007


Page 281 of 329

11/27/2007 10:43 AM

Total Number of Voters : 33,455 of 59,686 = 56.05%

Precincts Reporting 118 of 118 = 100.00%

Party	Candidate	Absentee	Early	Election	Total
Precinct 403 (Ballots Cast: 235)					
INITIATIVE MEASURE 960, Vote For 1					
	Yes	120 51.95%	0 0.00%	0 0.00%	120 51.95%
	No	111 48.05%	0 0.00%	0 0.00%	111 48.05%
	Cast Votes:	231 98.30%	0 0.00%	0 0.00%	231 98.30%
	Over Votes:	0 0.00%	0 0.00%	0 0.00%	0 0.00%
	Under Votes:	4 1.70%	0 0.00%	0 0.00%	4 1.70%
REFERENDUM MEASURE 67, Vote For 1					
	Approved	117 50.21%	0 0.00%	0 0.00%	117 50.21%
	Rejected	116 49.79%	0 0.00%	0 0.00%	116 49.79%
	Cast Votes:	233 99.15%	0 0.00%	0 0.00%	233 99.15%
	Over Votes:	0 0.00%	0 0.00%	0 0.00%	0 0.00%
	Under Votes:	2 0.85%	0 0.00%	0 0.00%	2 0.85%
ENGROSSED SUBSTITUTE SENATE JOINT RESOLUTION 8206, Vote For 1					
	Approved	147 64.76%	0 0.00%	0 0.00%	147 64.76%
	Rejected	80 35.24%	0 0.00%	0 0.00%	80 35.24%
	Cast Votes:	227 96.60%	0 0.00%	0 0.00%	227 96.60%
	Over Votes:	0 0.00%	0 0.00%	0 0.00%	0 0.00%
	Under Votes:	8 3.40%	0 0.00%	0 0.00%	8 3.40%
SENATE JOINT RESOLUTION 8212, Vote For 1					
	Approved	112 50.45%	0 0.00%	0 0.00%	112 50.45%
	Rejected	110 49.55%	0 0.00%	0 0.00%	110 49.55%
	Cast Votes:	222 94.47%	0 0.00%	0 0.00%	222 94.47%
	Over Votes:	0 0.00%	0 0.00%	0 0.00%	0 0.00%
	Under Votes:	13 5.53%	0 0.00%	0 0.00%	13 5.53%
ENGROSSED HOUSE JOINT RESOLUTION 4204, Vote For 1					
	Approved	91 39.22%	0 0.00%	0 0.00%	91 39.22%
	Rejected	141 60.78%	0 0.00%	0 0.00%	141 60.78%
	Cast Votes:	232 98.72%	0 0.00%	0 0.00%	232 98.72%
	Over Votes:	0 0.00%	0 0.00%	0 0.00%	0 0.00%
	Under Votes:	3 1.28%	0 0.00%	0 0.00%	3 1.28%
SUBSTITUTE HOUSE JOINT RESOLUTION 4215, Vote For 1					
	Approved	87 38.84%	0 0.00%	0 0.00%	87 38.84%
	Rejected	137 61.16%	0 0.00%	0 0.00%	137 61.16%
	Cast Votes:	224 95.32%	0 0.00%	0 0.00%	224 95.32%
	Over Votes:	0 0.00%	0 0.00%	0 0.00%	0 0.00%
	Under Votes:	11 4.68%	0 0.00%	0 0.00%	11 4.68%


 200711270115
 Skagit County Auditor
 11/27/2007 Page 320 of 368 2:48PM

Precinct Report — Official
Skagit County, Washington — 2007 General Election — November 06, 2007

Page 282 of 329

11/27/2007 10:43 AM

Total Number of Voters : 33,455 of 59,686 = 56.05%

Precincts Reporting 118 of 118 = 100.00%

Party	Candidate	Absentee	Early	Election	Total
Precinct 403 (Ballots Cast: 235)					
City of Sedro-Woolley, Mayor, Short/Full Term, Vote For 1					
	Kevin Loy	61 26.75%	0 0.00%	0 0.00%	61 26.75%
	Mike Anderson	167 73.25%	0 0.00%	0 0.00%	167 73.25%
	Cast Votes:	228 97.02%	0 0.00%	0 0.00%	228 97.02%
	Over Votes:	0 0.00%	0 0.00%	0 0.00%	0 0.00%
	Under Votes:	7 2.98%	0 0.00%	0 0.00%	7 2.98%
City of Sedro-Woolley Council at Large, Short/Full Term, Vote For 1					
	Dennis P. London	184 100.00%	0 0.00%	0 0.00%	184 100.00%
	Cast Votes:	184 78.30%	0 0.00%	0 0.00%	184 78.30%
	Over Votes:	0 0.00%	0 0.00%	0 0.00%	0 0.00%
	Under Votes:	51 21.70%	0 0.00%	0 0.00%	51 21.70%
Hospital District #304, Commissioner Position 3, Vote For 1					
	Gary L. Kent	180 100.00%	0 0.00%	0 0.00%	180 100.00%
	Cast Votes:	180 76.60%	0 0.00%	0 0.00%	180 76.60%
	Over Votes:	0 0.00%	0 0.00%	0 0.00%	0 0.00%
	Under Votes:	55 23.40%	0 0.00%	0 0.00%	55 23.40%
Hospital District #304, Commissioner Position 5, Vote For 1					
	Robert M. Stanley	178 100.00%	0 0.00%	0 0.00%	178 100.00%
	Cast Votes:	178 75.74%	0 0.00%	0 0.00%	178 75.74%
	Over Votes:	0 0.00%	0 0.00%	0 0.00%	0 0.00%
	Under Votes:	57 24.26%	0 0.00%	0 0.00%	57 24.26%
Port of Skagit County, Commissioner District 1, Vote For 1					
	Kevin Ware	177 100.00%	0 0.00%	0 0.00%	177 100.00%
	Cast Votes:	177 75.32%	0 0.00%	0 0.00%	177 75.32%
	Over Votes:	0 0.00%	0 0.00%	0 0.00%	0 0.00%
	Under Votes:	58 24.68%	0 0.00%	0 0.00%	58 24.68%
Sedro-Woolley School District #101, Director District 2, Vote For 1					
	Tim Howland	185 100.00%	0 0.00%	0 0.00%	185 100.00%
	Cast Votes:	185 78.72%	0 0.00%	0 0.00%	185 78.72%
	Over Votes:	0 0.00%	0 0.00%	0 0.00%	0 0.00%
	Under Votes:	50 21.28%	0 0.00%	0 0.00%	50 21.28%
Sedro-Woolley School District #101, Director District 3, Vote For 1					
	Rich Weyrich	172 100.00%	0 0.00%	0 0.00%	172 100.00%
	Cast Votes:	172 73.19%	0 0.00%	0 0.00%	172 73.19%
	Over Votes:	0 0.00%	0 0.00%	0 0.00%	0 0.00%
	Under Votes:	63 26.81%	0 0.00%	0 0.00%	63 26.81%



200711270115
 Skagit County Auditor

11/27/2007 Page 321 of 368 2:48PM

Precinct Report — Official
Skagit County, Washington — 2007 General Election — November 06, 2007

Page 283 of 329

11/27/2007 10:43 AM

Total Number of Voters : 33,455 of 59,686 = 56.05%

Precincts Reporting 118 of 118 = 100.00%

Party	Candidate	Absentee	Early	Election	Total
Precinct 404 (Ballots Cast: 400)					
INITIATIVE MEASURE 960, Vote For 1					
	Yes	212 54.78%	0 0.00%	0 0.00%	212 54.78%
	No	175 45.22%	0 0.00%	0 0.00%	175 45.22%
	Cast Votes:	387 96.75%	0 0.00%	0 0.00%	387 96.75%
	Over Votes:	0 0.00%	0 0.00%	0 0.00%	0 0.00%
	Under Votes:	13 3.25%	0 0.00%	0 0.00%	13 3.25%
REFERENDUM MEASURE 67, Vote For 1					
	Approved	198 50.25%	0 0.00%	0 0.00%	198 50.25%
	Rejected	196 49.75%	0 0.00%	0 0.00%	196 49.75%
	Cast Votes:	394 98.50%	0 0.00%	0 0.00%	394 98.50%
	Over Votes:	0 0.00%	0 0.00%	0 0.00%	0 0.00%
	Under Votes:	6 1.50%	0 0.00%	0 0.00%	6 1.50%
ENGROSSED SUBSTITUTE SENATE JOINT RESOLUTION 8206, Vote For 1					
	Approved	225 60.98%	0 0.00%	0 0.00%	225 60.98%
	Rejected	144 39.02%	0 0.00%	0 0.00%	144 39.02%
	Cast Votes:	369 92.25%	0 0.00%	0 0.00%	369 92.25%
	Over Votes:	0 0.00%	0 0.00%	0 0.00%	0 0.00%
	Under Votes:	31 7.75%	0 0.00%	0 0.00%	31 7.75%
SENATE JOINT RESOLUTION 8212, Vote For 1					
	Approved	198 52.52%	0 0.00%	0 0.00%	198 52.52%
	Rejected	179 47.48%	0 0.00%	0 0.00%	179 47.48%
	Cast Votes:	377 94.25%	0 0.00%	0 0.00%	377 94.25%
	Over Votes:	0 0.00%	0 0.00%	0 0.00%	0 0.00%
	Under Votes:	23 5.75%	0 0.00%	0 0.00%	23 5.75%
ENGROSSED HOUSE JOINT RESOLUTION 4204, Vote For 1					
	Approved	174 44.85%	0 0.00%	0 0.00%	174 44.85%
	Rejected	214 55.15%	0 0.00%	0 0.00%	214 55.15%
	Cast Votes:	388 97.00%	0 0.00%	0 0.00%	388 97.00%
	Over Votes:	0 0.00%	0 0.00%	0 0.00%	0 0.00%
	Under Votes:	12 3.00%	0 0.00%	0 0.00%	12 3.00%
SUBSTITUTE HOUSE JOINT RESOLUTION 4215, Vote For 1					
	Approved	165 44.00%	0 0.00%	0 0.00%	165 44.00%
	Rejected	210 56.00%	0 0.00%	0 0.00%	210 56.00%
	Cast Votes:	375 93.75%	0 0.00%	0 0.00%	375 93.75%
	Over Votes:	0 0.00%	0 0.00%	0 0.00%	0 0.00%
	Under Votes:	25 6.25%	0 0.00%	0 0.00%	25 6.25%



11/27/2007 Page 322 of 368 2:48PM

Precinct Report — Official
Skagit County, Washington — 2007 General Election — November 06, 2007

Page 284 of 329

11/27/2007 10:43 AM

Total Number of Voters : 33,455 of 59,686 = 56.05%

Precincts Reporting 118 of 118 = 100.00%

Party	Candidate	Absentee	Early	Election	Total
Precinct 404 (Ballots Cast: 400)					
City of Sedro-Woolley, Mayor, Short/Full Term, Vote For 1					
	Kevin Loy	114 30.48%	0 0.00%	0 0.00%	114 30.48%
	Mike Anderson	260 69.52%	0 0.00%	0 0.00%	260 69.52%
	Cast Votes:	374 93.50%	0 0.00%	0 0.00%	374 93.50%
	Over Votes:	0 0.00%	0 0.00%	0 0.00%	0 0.00%
	Under Votes:	26 6.50%	0 0.00%	0 0.00%	26 6.50%
City of Sedro-Woolley Council at Large, Short/Full Term, Vote For 1					
	Dennis P. London	286 100.00%	0 0.00%	0 0.00%	286 100.00%
	Cast Votes:	286 71.50%	0 0.00%	0 0.00%	286 71.50%
	Over Votes:	0 0.00%	0 0.00%	0 0.00%	0 0.00%
	Under Votes:	114 28.50%	0 0.00%	0 0.00%	114 28.50%
City Of Sedro-Woolley, Council Ward 4, Vote For 1					
	Pat Colgan	288 100.00%	0 0.00%	0 0.00%	288 100.00%
	Cast Votes:	288 72.00%	0 0.00%	0 0.00%	288 72.00%
	Over Votes:	0 0.00%	0 0.00%	0 0.00%	0 0.00%
	Under Votes:	112 28.00%	0 0.00%	0 0.00%	112 28.00%
Hospital District #304, Commissioner Position 3, Vote For 1					
	Gary L. Kent	277 100.00%	0 0.00%	0 0.00%	277 100.00%
	Cast Votes:	277 69.25%	0 0.00%	0 0.00%	277 69.25%
	Over Votes:	0 0.00%	0 0.00%	0 0.00%	0 0.00%
	Under Votes:	123 30.75%	0 0.00%	0 0.00%	123 30.75%
Hospital District #304, Commissioner Position 5, Vote For 1					
	Robert M. Stanley	277 100.00%	0 0.00%	0 0.00%	277 100.00%
	Cast Votes:	277 69.25%	0 0.00%	0 0.00%	277 69.25%
	Over Votes:	0 0.00%	0 0.00%	0 0.00%	0 0.00%
	Under Votes:	123 30.75%	0 0.00%	0 0.00%	123 30.75%
Port of Skagit County, Commissioner District 1, Vote For 1					
	Kevin Ware	271 100.00%	0 0.00%	0 0.00%	271 100.00%
	Cast Votes:	271 67.75%	0 0.00%	0 0.00%	271 67.75%
	Over Votes:	0 0.00%	0 0.00%	0 0.00%	0 0.00%
	Under Votes:	129 32.25%	0 0.00%	0 0.00%	129 32.25%
Sedro-Woolley School District #101, Director District 2, Vote For 1					
	Tim Howland	281 100.00%	0 0.00%	0 0.00%	281 100.00%
	Cast Votes:	281 70.25%	0 0.00%	0 0.00%	281 70.25%
	Over Votes:	0 0.00%	0 0.00%	0 0.00%	0 0.00%
	Under Votes:	119 29.75%	0 0.00%	0 0.00%	119 29.75%



200711270115
 Skagit County Auditor

11/27/2007 Page 323 of 368 2:48PM

Precinct Report — Official
Skagit County, Washington — 2007 General Election — November 06, 2007

Page 285 of 329

11/27/2007 10:43 AM

Total Number of Voters : 33,455 of 59,686 = 56.05%

Precincts Reporting 118 of 118 = 100.00%

Party	Candidate	Absentee	Early	Election	Total
Precinct 404 (Ballots Cast: 400)					
Sedro-Woolley School District #101, Director District 3, Vote For 1					
	Rich Weyrich	285 100.00%	0 0.00%	0 0.00%	285 100.00%
	Cast Votes:	285 71.25%	0 0.00%	0 0.00%	285 71.25%
	Over Votes:	0 0.00%	0 0.00%	0 0.00%	0 0.00%
	Under Votes:	115 28.75%	0 0.00%	0 0.00%	115 28.75%



200711270115
 Skagit County Auditor

Precinct Report — Official
Skagit County, Washington — 2007 General Election — November 06, 2007

Page 286 of 329

11/27/2007 10:43 AM

Total Number of Voters : 33,455 of 59,686 = 56.05%

Precincts Reporting 118 of 118 = 100.00%

Party	Candidate	Absentee	Early	Election	Total
Precinct 405 (Ballots Cast: 484)					
INITIATIVE MEASURE 960, Vote For 1					
	Yes	241 52.51%	0 0.00%	0 0.00%	241 52.51%
	No	218 47.49%	0 0.00%	0 0.00%	218 47.49%
	Cast Votes:	459 94.83%	0 0.00%	0 0.00%	459 94.83%
	Over Votes:	0 0.00%	0 0.00%	0 0.00%	0 0.00%
	Under Votes:	25 5.17%	0 0.00%	0 0.00%	25 5.17%
REFERENDUM MEASURE 67, Vote For 1					
	Approved	263 56.44%	0 0.00%	0 0.00%	263 56.44%
	Rejected	203 43.56%	0 0.00%	0 0.00%	203 43.56%
	Cast Votes:	466 96.28%	0 0.00%	0 0.00%	466 96.28%
	Over Votes:	0 0.00%	0 0.00%	0 0.00%	0 0.00%
	Under Votes:	18 3.72%	0 0.00%	0 0.00%	18 3.72%
ENGROSSED SUBSTITUTE SENATE JOINT RESOLUTION 8206, Vote For 1					
	Approved	300 67.57%	0 0.00%	0 0.00%	300 67.57%
	Rejected	144 32.43%	0 0.00%	0 0.00%	144 32.43%
	Cast Votes:	444 91.74%	0 0.00%	0 0.00%	444 91.74%
	Over Votes:	0 0.00%	0 0.00%	0 0.00%	0 0.00%
	Under Votes:	40 8.26%	0 0.00%	0 0.00%	40 8.26%
SENATE JOINT RESOLUTION 8212, Vote For 1					
	Approved	233 52.01%	0 0.00%	0 0.00%	233 52.01%
	Rejected	215 47.99%	0 0.00%	0 0.00%	215 47.99%
	Cast Votes:	448 92.56%	0 0.00%	0 0.00%	448 92.56%
	Over Votes:	0 0.00%	0 0.00%	0 0.00%	0 0.00%
	Under Votes:	36 7.44%	0 0.00%	0 0.00%	36 7.44%
ENGROSSED HOUSE JOINT RESOLUTION 4204, Vote For 1					
	Approved	186 39.41%	0 0.00%	0 0.00%	186 39.41%
	Rejected	286 60.59%	0 0.00%	0 0.00%	286 60.59%
	Cast Votes:	472 97.52%	0 0.00%	0 0.00%	472 97.52%
	Over Votes:	0 0.00%	0 0.00%	0 0.00%	0 0.00%
	Under Votes:	12 2.48%	0 0.00%	0 0.00%	12 2.48%
SUBSTITUTE HOUSE JOINT RESOLUTION 4215, Vote For 1					
	Approved	181 40.95%	0 0.00%	0 0.00%	181 40.95%
	Rejected	261 59.05%	0 0.00%	0 0.00%	261 59.05%
	Cast Votes:	442 91.32%	0 0.00%	0 0.00%	442 91.32%
	Over Votes:	0 0.00%	0 0.00%	0 0.00%	0 0.00%
	Under Votes:	42 8.68%	0 0.00%	0 0.00%	42 8.68%



11/27/2007 Page 325 of 368 2:48PM

Precinct Report — Official
Skagit County, Washington — 2007 General Election — November 06, 2007

Page 287 of 329

11/27/2007 10:43 AM

Total Number of Voters : 33,455 of 59,686 = 56.05%

Precincts Reporting 118 of 118 = 100.00%

Party	Candidate	Absentee	Early	Election	Total
-------	-----------	----------	-------	----------	-------

Precinct 405 (Ballots Cast: 484)

City of Sedro-Woolley, Mayor, Short/Full Term, Vote For 1									
	Kevin Loy	114	24.52%	0	0.00%	0	0.00%	114	24.52%
	Mike Anderson	351	75.48%	0	0.00%	0	0.00%	351	75.48%
	Cast Votes:	465	96.07%	0	0.00%	0	0.00%	465	96.07%
	Over Votes:	0	0.00%	0	0.00%	0	0.00%	0	0.00%
	Under Votes:	19	3.93%	0	0.00%	0	0.00%	19	3.93%
City of Sedro-Woolley Council at Large, Short/Full Term, Vote For 1									
	Dennis P. London	343	100.00%	0	0.00%	0	0.00%	343	100.00%
	Cast Votes:	343	70.87%	0	0.00%	0	0.00%	343	70.87%
	Over Votes:	0	0.00%	0	0.00%	0	0.00%	0	0.00%
	Under Votes:	141	29.13%	0	0.00%	0	0.00%	141	29.13%
City Of Sedro-Woolley, Council Ward 5, Vote For 1									
	Hugh Galbraith	360	100.00%	0	0.00%	0	0.00%	360	100.00%
	Cast Votes:	360	74.38%	0	0.00%	0	0.00%	360	74.38%
	Over Votes:	0	0.00%	0	0.00%	0	0.00%	0	0.00%
	Under Votes:	124	25.62%	0	0.00%	0	0.00%	124	25.62%
Hospital District #304, Commissioner Position 3, Vote For 1									
	Gary L. Kent	343	100.00%	0	0.00%	0	0.00%	343	100.00%
	Cast Votes:	343	70.87%	0	0.00%	0	0.00%	343	70.87%
	Over Votes:	0	0.00%	0	0.00%	0	0.00%	0	0.00%
	Under Votes:	141	29.13%	0	0.00%	0	0.00%	141	29.13%
Hospital District #304, Commissioner Position 5, Vote For 1									
	Robert M. Stanley	342	100.00%	0	0.00%	0	0.00%	342	100.00%
	Cast Votes:	342	70.66%	0	0.00%	0	0.00%	342	70.66%
	Over Votes:	0	0.00%	0	0.00%	0	0.00%	0	0.00%
	Under Votes:	142	29.34%	0	0.00%	0	0.00%	142	29.34%
Port of Skagit County, Commissioner District 1, Vote For 1									
	Kevin Ware	338	100.00%	0	0.00%	0	0.00%	338	100.00%
	Cast Votes:	338	69.83%	0	0.00%	0	0.00%	338	69.83%
	Over Votes:	0	0.00%	0	0.00%	0	0.00%	0	0.00%
	Under Votes:	146	30.17%	0	0.00%	0	0.00%	146	30.17%
Sedro-Woolley School District #101, Director District 2, Vote For 1									
	Tim Howland	352	100.00%	0	0.00%	0	0.00%	352	100.00%
	Cast Votes:	352	72.73%	0	0.00%	0	0.00%	352	72.73%
	Over Votes:	1	0.21%	0	0.00%	0	0.00%	1	0.21%
	Under Votes:	131	27.07%	0	0.00%	0	0.00%	131	27.07%



200711270115
 Skagit County Auditor

Precinct Report — Official
Skagit County, Washington — 2007 General Election — November 06, 2007

Page 288 of 329

11/27/2007 10:43 AM

Total Number of Voters : 33,455 of 59,686 = 56.05%

Precincts Reporting 118 of 118 = 100.00%

Party	Candidate	Absentee	Early	Election	Total
Precinct 405 (Ballots Cast: 484)					
Sedro-Woolley School District #101, Director District 3, Vote For 1					
	Rich Weyrich	350 100.00%	0 0.00%	0 0.00%	350 100.00%
	Cast Votes:	350 72.31%	0 0.00%	0 0.00%	350 72.31%
	Over Votes:	0 0.00%	0 0.00%	0 0.00%	0 0.00%
	Under Votes:	134 27.69%	0 0.00%	0 0.00%	134 27.69%



200711270115
 Skagit County Auditor

Precinct Report — Official
Skagit County, Washington — 2007 General Election — November 06, 2007

Page 289 of 329

11/27/2007 10:43 AM

Total Number of Voters : 33,455 of 59,686 = 56.05%

Precincts Reporting 118 of 118 = 100.00%

Party	Candidate	Absentee	Early	Election	Total
Precinct 406 (Ballots Cast: 324)					
INITIATIVE MEASURE 960, Vote For 1					
	Yes	163 52.24%	0 0.00%	0 0.00%	163 52.24%
	No	149 47.76%	0 0.00%	0 0.00%	149 47.76%
	Cast Votes:	312 96.30%	0 0.00%	0 0.00%	312 96.30%
	Over Votes:	0 0.00%	0 0.00%	0 0.00%	0 0.00%
	Under Votes:	12 3.70%	0 0.00%	0 0.00%	12 3.70%
REFERENDUM MEASURE 67, Vote For 1					
	Approved	177 56.01%	0 0.00%	0 0.00%	177 56.01%
	Rejected	139 43.99%	0 0.00%	0 0.00%	139 43.99%
	Cast Votes:	316 97.53%	0 0.00%	0 0.00%	316 97.53%
	Over Votes:	0 0.00%	0 0.00%	0 0.00%	0 0.00%
	Under Votes:	8 2.47%	0 0.00%	0 0.00%	8 2.47%
ENGROSSED SUBSTITUTE SENATE JOINT RESOLUTION 8206, Vote For 1					
	Approved	198 64.29%	0 0.00%	0 0.00%	198 64.29%
	Rejected	110 35.71%	0 0.00%	0 0.00%	110 35.71%
	Cast Votes:	308 95.06%	0 0.00%	0 0.00%	308 95.06%
	Over Votes:	0 0.00%	0 0.00%	0 0.00%	0 0.00%
	Under Votes:	16 4.94%	0 0.00%	0 0.00%	16 4.94%
SENATE JOINT RESOLUTION 8212, Vote For 1					
	Approved	162 52.60%	0 0.00%	0 0.00%	162 52.60%
	Rejected	146 47.40%	0 0.00%	0 0.00%	146 47.40%
	Cast Votes:	308 95.06%	0 0.00%	0 0.00%	308 95.06%
	Over Votes:	0 0.00%	0 0.00%	0 0.00%	0 0.00%
	Under Votes:	16 4.94%	0 0.00%	0 0.00%	16 4.94%
ENGROSSED HOUSE JOINT RESOLUTION 4204, Vote For 1					
	Approved	121 38.05%	0 0.00%	0 0.00%	121 38.05%
	Rejected	197 61.95%	0 0.00%	0 0.00%	197 61.95%
	Cast Votes:	318 98.15%	0 0.00%	0 0.00%	318 98.15%
	Over Votes:	0 0.00%	0 0.00%	0 0.00%	0 0.00%
	Under Votes:	6 1.85%	0 0.00%	0 0.00%	6 1.85%
SUBSTITUTE HOUSE JOINT RESOLUTION 4215, Vote For 1					
	Approved	108 35.41%	0 0.00%	0 0.00%	108 35.41%
	Rejected	197 64.59%	0 0.00%	0 0.00%	197 64.59%
	Cast Votes:	305 94.14%	0 0.00%	0 0.00%	305 94.14%
	Over Votes:	0 0.00%	0 0.00%	0 0.00%	0 0.00%
	Under Votes:	19 5.86%	0 0.00%	0 0.00%	19 5.86%



200711270115
 Skagit County Auditor
 11/27/2007 Page 328 of 368 2:48PM

Precinct Report — Official
Skagit County, Washington — 2007 General Election — November 06, 2007

Page 290 of 329

11/27/2007 10:43 AM

Total Number of Voters : 33,455 of 59,686 = 56.05%

Precincts Reporting 118 of 118 = 100.00%

Party	Candidate	Absentee	Early	Election	Total
Precinct 406 (Ballots Cast: 324)					
City of Sedro-Woolley, Mayor, Short/Full Term, Vote For 1					
	Kevin Loy	93 30.29%	0 0.00%	0 0.00%	93 30.29%
	Mike Anderson	214 69.71%	0 0.00%	0 0.00%	214 69.71%
	Cast Votes:	307 94.75%	0 0.00%	0 0.00%	307 94.75%
	Over Votes:	0 0.00%	0 0.00%	0 0.00%	0 0.00%
	Under Votes:	17 5.25%	0 0.00%	0 0.00%	17 5.25%
City of Sedro-Woolley Council at Large, Short/Full Term, Vote For 1					
	Dennis P. London	225 100.00%	0 0.00%	0 0.00%	225 100.00%
	Cast Votes:	225 69.44%	0 0.00%	0 0.00%	225 69.44%
	Over Votes:	1 0.31%	0 0.00%	0 0.00%	1 0.31%
	Under Votes:	98 30.25%	0 0.00%	0 0.00%	98 30.25%
Hospital District #304, Commissioner Position 3, Vote For 1					
	Gary L. Kent	220 100.00%	0 0.00%	0 0.00%	220 100.00%
	Cast Votes:	220 67.90%	0 0.00%	0 0.00%	220 67.90%
	Over Votes:	0 0.00%	0 0.00%	0 0.00%	0 0.00%
	Under Votes:	104 32.10%	0 0.00%	0 0.00%	104 32.10%
Hospital District #304, Commissioner Position 5, Vote For 1					
	Robert M. Stanley	212 100.00%	0 0.00%	0 0.00%	212 100.00%
	Cast Votes:	212 65.43%	0 0.00%	0 0.00%	212 65.43%
	Over Votes:	1 0.31%	0 0.00%	0 0.00%	1 0.31%
	Under Votes:	111 34.26%	0 0.00%	0 0.00%	111 34.26%
Port of Skagit County, Commissioner District 1, Vote For 1					
	Kevin Ware	221 100.00%	0 0.00%	0 0.00%	221 100.00%
	Cast Votes:	221 68.21%	0 0.00%	0 0.00%	221 68.21%
	Over Votes:	0 0.00%	0 0.00%	0 0.00%	0 0.00%
	Under Votes:	103 31.79%	0 0.00%	0 0.00%	103 31.79%
Sedro-Woolley School District #101, Director District 2, Vote For 1					
	Tim Howland	220 100.00%	0 0.00%	0 0.00%	220 100.00%
	Cast Votes:	220 67.90%	0 0.00%	0 0.00%	220 67.90%
	Over Votes:	0 0.00%	0 0.00%	0 0.00%	0 0.00%
	Under Votes:	104 32.10%	0 0.00%	0 0.00%	104 32.10%
Sedro-Woolley School District #101, Director District 3, Vote For 1					
	Rich Weyrich	228 100.00%	0 0.00%	0 0.00%	228 100.00%
	Cast Votes:	228 70.37%	0 0.00%	0 0.00%	228 70.37%
	Over Votes:	0 0.00%	0 0.00%	0 0.00%	0 0.00%
	Under Votes:	96 29.63%	0 0.00%	0 0.00%	96 29.63%



200711270115
 Skagit County Auditor
 11/27/2007 Page 329 of 368 2:48PM

Precinct Report — Official
Skagit County, Washington — 2007 General Election — November 06, 2007

Page 291 of 329

11/27/2007 10:43 AM

Total Number of Voters : 33,455 of 59,686 = 56.05%

Precincts Reporting 118 of 118 = 100.00%

Party	Candidate	Absentee	Early	Election	Total
Precinct 407 (Ballots Cast: 0)					
INITIATIVE MEASURE 960, Vote For 1					
	Yes	0 0.00%	0 0.00%	0 0.00%	0 0.00%
	No	0 0.00%	0 0.00%	0 0.00%	0 0.00%
	Cast Votes:	0 0.00%	0 0.00%	0 0.00%	0 0.00%
	Over Votes:	0 0.00%	0 0.00%	0 0.00%	0 0.00%
	Under Votes:	0 0.00%	0 0.00%	0 0.00%	0 0.00%
REFERENDUM MEASURE 67, Vote For 1					
	Approved	0 0.00%	0 0.00%	0 0.00%	0 0.00%
	Rejected	0 0.00%	0 0.00%	0 0.00%	0 0.00%
	Cast Votes:	0 0.00%	0 0.00%	0 0.00%	0 0.00%
	Over Votes:	0 0.00%	0 0.00%	0 0.00%	0 0.00%
	Under Votes:	0 0.00%	0 0.00%	0 0.00%	0 0.00%
ENGROSSED SUBSTITUTE SENATE JOINT RESOLUTION 8206, Vote For 1					
	Approved	0 0.00%	0 0.00%	0 0.00%	0 0.00%
	Rejected	0 0.00%	0 0.00%	0 0.00%	0 0.00%
	Cast Votes:	0 0.00%	0 0.00%	0 0.00%	0 0.00%
	Over Votes:	0 0.00%	0 0.00%	0 0.00%	0 0.00%
	Under Votes:	0 0.00%	0 0.00%	0 0.00%	0 0.00%
SENATE JOINT RESOLUTION 8212, Vote For 1					
	Approved	0 0.00%	0 0.00%	0 0.00%	0 0.00%
	Rejected	0 0.00%	0 0.00%	0 0.00%	0 0.00%
	Cast Votes:	0 0.00%	0 0.00%	0 0.00%	0 0.00%
	Over Votes:	0 0.00%	0 0.00%	0 0.00%	0 0.00%
	Under Votes:	0 0.00%	0 0.00%	0 0.00%	0 0.00%
ENGROSSED HOUSE JOINT RESOLUTION 4204, Vote For 1					
	Approved	0 0.00%	0 0.00%	0 0.00%	0 0.00%
	Rejected	0 0.00%	0 0.00%	0 0.00%	0 0.00%
	Cast Votes:	0 0.00%	0 0.00%	0 0.00%	0 0.00%
	Over Votes:	0 0.00%	0 0.00%	0 0.00%	0 0.00%
	Under Votes:	0 0.00%	0 0.00%	0 0.00%	0 0.00%
SUBSTITUTE HOUSE JOINT RESOLUTION 4215, Vote For 1					
	Approved	0 0.00%	0 0.00%	0 0.00%	0 0.00%
	Rejected	0 0.00%	0 0.00%	0 0.00%	0 0.00%
	Cast Votes:	0 0.00%	0 0.00%	0 0.00%	0 0.00%
	Over Votes:	0 0.00%	0 0.00%	0 0.00%	0 0.00%
	Under Votes:	0 0.00%	0 0.00%	0 0.00%	0 0.00%



200711270115
 Skagit County Auditor

Precinct Report — Official
Skagit County, Washington — 2007 General Election — November 06, 2007


Page 292 of 329

11/27/2007 10:43 AM

Total Number of Voters : 33,455 of 59,686 = 56.05%

Precincts Reporting 118 of 118 = 100.00%

Party	Candidate	Absentee	Early	Election	Total
Precinct 407 (Ballots Cast: 0)					
City of Sedro-Woolley, Mayor, Short/Full Term, Vote For 1					
	Kevin Loy	0	0.00%	0	0.00%
	Mike Anderson	0	0.00%	0	0.00%
	Cast Votes:	0	0.00%	0	0.00%
	Over Votes:	0	0.00%	0	0.00%
	Under Votes:	0	0.00%	0	0.00%
City of Sedro-Woolley Council at Large, Short/Full Term, Vote For 1					
	Dennis P. London	0	0.00%	0	0.00%
	Cast Votes:	0	0.00%	0	0.00%
	Over Votes:	0	0.00%	0	0.00%
	Under Votes:	0	0.00%	0	0.00%
City Of Sedro-Woolley, Council Ward 1, Vote For 1					
	Ted Meamber	0	0.00%	0	0.00%
	Cast Votes:	0	0.00%	0	0.00%
	Over Votes:	0	0.00%	0	0.00%
	Under Votes:	0	0.00%	0	0.00%
Hospital District #304, Commissioner Position 3, Vote For 1					
	Gary L. Kent	0	0.00%	0	0.00%
	Cast Votes:	0	0.00%	0	0.00%
	Over Votes:	0	0.00%	0	0.00%
	Under Votes:	0	0.00%	0	0.00%
Hospital District #304, Commissioner Position 5, Vote For 1					
	Robert M. Stanley	0	0.00%	0	0.00%
	Cast Votes:	0	0.00%	0	0.00%
	Over Votes:	0	0.00%	0	0.00%
	Under Votes:	0	0.00%	0	0.00%
Port of Skagit County, Commissioner District 1, Vote For 1					
	Kevin Ware	0	0.00%	0	0.00%
	Cast Votes:	0	0.00%	0	0.00%
	Over Votes:	0	0.00%	0	0.00%
	Under Votes:	0	0.00%	0	0.00%
Sedro-Woolley School District #101, Director District 2, Vote For 1					
	Tim Howland	0	0.00%	0	0.00%
	Cast Votes:	0	0.00%	0	0.00%
	Over Votes:	0	0.00%	0	0.00%
	Under Votes:	0	0.00%	0	0.00%



11/27/2007 Page 331 of 368 2:48PM

Precinct Report — Official
Skagit County, Washington — 2007 General Election — November 06, 2007

Page 293 of 329

11/27/2007 10:43 AM

Total Number of Voters : 33,455 of 59,686 = 56.05%

Precincts Reporting 118 of 118 = 100.00%

Party	Candidate	Absentee	Early	Election	Total
Precinct 407 (Ballots Cast: 0)					
Sedro-Woolley School District #101, Director District 3, Vote For 1					
	Rich Weyrich	0 0.00%	0 0.00%	0 0.00%	0 0.00%
	Cast Votes:	0 0.00%	0 0.00%	0 0.00%	0 0.00%
	Over Votes:	0 0.00%	0 0.00%	0 0.00%	0 0.00%
	Under Votes:	0 0.00%	0 0.00%	0 0.00%	0 0.00%



200711270115
 Skagit County Auditor

Precinct Report — Official
Skagit County, Washington — 2007 General Election — November 06, 2007

Page 294 of 329

11/27/2007 10:43 AM

Total Number of Voters : 33,455 of 59,686 = 56.05%

Precincts Reporting 118 of 118 = 100.00%

Party	Candidate	Absentee	Early	Election	Total
Precinct 501 (Ballots Cast: 166)					
INITIATIVE MEASURE 960, Vote For 1					
	Yes	86 52.44%	0 0.00%	0 0.00%	86 52.44%
	No	78 47.56%	0 0.00%	0 0.00%	78 47.56%
	Cast Votes:	164 98.80%	0 0.00%	0 0.00%	164 98.80%
	Over Votes:	0 0.00%	0 0.00%	0 0.00%	0 0.00%
	Under Votes:	2 1.20%	0 0.00%	0 0.00%	2 1.20%
REFERENDUM MEASURE 67, Vote For 1					
	Approved	91 55.15%	0 0.00%	0 0.00%	91 55.15%
	Rejected	74 44.85%	0 0.00%	0 0.00%	74 44.85%
	Cast Votes:	165 99.40%	0 0.00%	0 0.00%	165 99.40%
	Over Votes:	0 0.00%	0 0.00%	0 0.00%	0 0.00%
	Under Votes:	1 0.60%	0 0.00%	0 0.00%	1 0.60%
ENGROSSED SUBSTITUTE SENATE JOINT RESOLUTION 8206, Vote For 1					
	Approved	109 68.13%	0 0.00%	0 0.00%	109 68.13%
	Rejected	51 31.88%	0 0.00%	0 0.00%	51 31.88%
	Cast Votes:	160 96.39%	0 0.00%	0 0.00%	160 96.39%
	Over Votes:	0 0.00%	0 0.00%	0 0.00%	0 0.00%
	Under Votes:	6 3.61%	0 0.00%	0 0.00%	6 3.61%
SENATE JOINT RESOLUTION 8212, Vote For 1					
	Approved	78 50.00%	0 0.00%	0 0.00%	78 50.00%
	Rejected	78 50.00%	0 0.00%	0 0.00%	78 50.00%
	Cast Votes:	156 93.98%	0 0.00%	0 0.00%	156 93.98%
	Over Votes:	0 0.00%	0 0.00%	0 0.00%	0 0.00%
	Under Votes:	10 6.02%	0 0.00%	0 0.00%	10 6.02%
ENGROSSED HOUSE JOINT RESOLUTION 4204, Vote For 1					
	Approved	62 38.27%	0 0.00%	0 0.00%	62 38.27%
	Rejected	100 61.73%	0 0.00%	0 0.00%	100 61.73%
	Cast Votes:	162 97.59%	0 0.00%	0 0.00%	162 97.59%
	Over Votes:	0 0.00%	0 0.00%	0 0.00%	0 0.00%
	Under Votes:	4 2.41%	0 0.00%	0 0.00%	4 2.41%
SUBSTITUTE HOUSE JOINT RESOLUTION 4215, Vote For 1					
	Approved	68 43.04%	0 0.00%	0 0.00%	68 43.04%
	Rejected	90 56.96%	0 0.00%	0 0.00%	90 56.96%
	Cast Votes:	158 95.18%	0 0.00%	0 0.00%	158 95.18%
	Over Votes:	0 0.00%	0 0.00%	0 0.00%	0 0.00%
	Under Votes:	8 4.82%	0 0.00%	0 0.00%	8 4.82%



200711270115
 Skagit County Auditor

Precinct Report — Official
Skagit County, Washington — 2007 General Election — November 06, 2007

Page 295 of 329

11/27/2007 10:43 AM

Total Number of Voters : 33,455 of 59,686 = 56.05%

Precincts Reporting 118 of 118 = 100.00%

Party	Candidate	Absentee	Early	Election	Total
Precinct 501 (Ballots Cast: 166)					
City of Burlington, Mayor, Vote For 1					
	Ed Brunz	97 61.39%	0 0.00%	0 0.00%	97 61.39%
	Garnor Bensen	61 38.61%	0 0.00%	0 0.00%	61 38.61%
	Cast Votes:	158 95.18%	0 0.00%	0 0.00%	158 95.18%
	Over Votes:	0 0.00%	0 0.00%	0 0.00%	0 0.00%
	Under Votes:	8 4.82%	0 0.00%	0 0.00%	8 4.82%
City Of Burlington, Council at Large, Vote For 1					
	Bill Aslett	131 100.00%	0 0.00%	0 0.00%	131 100.00%
	Cast Votes:	131 78.92%	0 0.00%	0 0.00%	131 78.92%
	Over Votes:	0 0.00%	0 0.00%	0 0.00%	0 0.00%
	Under Votes:	35 21.08%	0 0.00%	0 0.00%	35 21.08%
City Of Burlington, Council Ward 1, Vote For 1					
	Ted Montgomery	129 100.00%	0 0.00%	0 0.00%	129 100.00%
	Cast Votes:	129 77.71%	0 0.00%	0 0.00%	129 77.71%
	Over Votes:	0 0.00%	0 0.00%	0 0.00%	0 0.00%
	Under Votes:	37 22.29%	0 0.00%	0 0.00%	37 22.29%
City Of Burlington, Council Ward 2, Vote For 1					
	Edith M. Edmundson	84 56.00%	0 0.00%	0 0.00%	84 56.00%
	Sally L. Straathof	66 44.00%	0 0.00%	0 0.00%	66 44.00%
	Cast Votes:	150 90.36%	0 0.00%	0 0.00%	150 90.36%
	Over Votes:	0 0.00%	0 0.00%	0 0.00%	0 0.00%
	Under Votes:	16 9.64%	0 0.00%	0 0.00%	16 9.64%
City Of Burlington, Council Ward 3, Vote For 1					
	Joanne K. Valentine	84 55.26%	0 0.00%	0 0.00%	84 55.26%
	Mark Kramer	68 44.74%	0 0.00%	0 0.00%	68 44.74%
	Cast Votes:	152 91.57%	0 0.00%	0 0.00%	152 91.57%
	Over Votes:	0 0.00%	0 0.00%	0 0.00%	0 0.00%
	Under Votes:	14 8.43%	0 0.00%	0 0.00%	14 8.43%
Hospital District #304, Commissioner Position 3, Vote For 1					
	Gary L. Kent	127 100.00%	0 0.00%	0 0.00%	127 100.00%
	Cast Votes:	127 76.51%	0 0.00%	0 0.00%	127 76.51%
	Over Votes:	0 0.00%	0 0.00%	0 0.00%	0 0.00%
	Under Votes:	39 23.49%	0 0.00%	0 0.00%	39 23.49%



200711270115
 Skagit County Auditor

11/27/2007 Page 334 of 368 2:48PM

Precinct Report — Official
Skagit County, Washington — 2007 General Election — November 06, 2007

Page 296 of 329

11/27/2007 10:43 AM

Total Number of Voters : 33,455 of 59,686 = 56.05%

Precincts Reporting 118 of 118 = 100.00%

Party	Candidate	Absentee	Early	Election	Total
Precinct 501 (Ballots Cast: 166)					
Hospital District #304, Commissioner Position 5, Vote For 1					
	Robert M. Stanley	123 100.00%	0 0.00%	0 0.00%	123 100.00%
	Cast Votes:	123 74.10%	0 0.00%	0 0.00%	123 74.10%
	Over Votes:	0 0.00%	0 0.00%	0 0.00%	0 0.00%
	Under Votes:	43 25.90%	0 0.00%	0 0.00%	43 25.90%
Port of Skagit County, Commissioner District 1, Vote For 1					
	Kevin Ware	124 100.00%	0 0.00%	0 0.00%	124 100.00%
	Cast Votes:	124 74.70%	0 0.00%	0 0.00%	124 74.70%
	Over Votes:	0 0.00%	0 0.00%	0 0.00%	0 0.00%
	Under Votes:	42 25.30%	0 0.00%	0 0.00%	42 25.30%
Burlington School District #100, Director District 1, Vote For 1					
	Martin H. Lopez	123 100.00%	0 0.00%	0 0.00%	123 100.00%
	Cast Votes:	123 74.10%	0 0.00%	0 0.00%	123 74.10%
	Over Votes:	0 0.00%	0 0.00%	0 0.00%	0 0.00%
	Under Votes:	43 25.90%	0 0.00%	0 0.00%	43 25.90%
Burlington School District #100, Director District 3, Vote For 1					
	Tim Loving	70 47.30%	0 0.00%	0 0.00%	70 47.30%
	Bill Wallace	78 52.70%	0 0.00%	0 0.00%	78 52.70%
	Cast Votes:	148 89.16%	0 0.00%	0 0.00%	148 89.16%
	Over Votes:	0 0.00%	0 0.00%	0 0.00%	0 0.00%
	Under Votes:	18 10.84%	0 0.00%	0 0.00%	18 10.84%
Burlington School District #100, Director District 4, Vote For 1					
	Liza Peth Bott	127 100.00%	0 0.00%	0 0.00%	127 100.00%
	Cast Votes:	127 76.51%	0 0.00%	0 0.00%	127 76.51%
	Over Votes:	0 0.00%	0 0.00%	0 0.00%	0 0.00%
	Under Votes:	39 23.49%	0 0.00%	0 0.00%	39 23.49%



200711270115
 Skagit County Auditor

11/27/2007 Page 335 of 368 2:48PM

Precinct Report — Official
Skagit County, Washington — 2007 General Election — November 06, 2007

Page 297 of 329

11/27/2007 10:43 AM

Total Number of Voters : 33,455 of 59,686 = 56.05%

Precincts Reporting 118 of 118 = 100.00%

Party	Candidate	Absentee	Early	Election	Total
Precinct 502 (Ballots Cast: 219)					
INITIATIVE MEASURE 960, Vote For 1					
	Yes	111 53.88%	0 0.00%	0 0.00%	111 53.88%
	No	95 46.12%	0 0.00%	0 0.00%	95 46.12%
	Cast Votes:	206 94.06%	0 0.00%	0 0.00%	206 94.06%
	Over Votes:	1 0.46%	0 0.00%	0 0.00%	1 0.46%
	Under Votes:	12 5.48%	0 0.00%	0 0.00%	12 5.48%
REFERENDUM MEASURE 67, Vote For 1					
	Approved	116 53.95%	0 0.00%	0 0.00%	116 53.95%
	Rejected	99 46.05%	0 0.00%	0 0.00%	99 46.05%
	Cast Votes:	215 98.17%	0 0.00%	0 0.00%	215 98.17%
	Over Votes:	0 0.00%	0 0.00%	0 0.00%	0 0.00%
	Under Votes:	4 1.83%	0 0.00%	0 0.00%	4 1.83%
ENGROSSED SUBSTITUTE SENATE JOINT RESOLUTION 8206, Vote For 1					
	Approved	134 67.00%	0 0.00%	0 0.00%	134 67.00%
	Rejected	66 33.00%	0 0.00%	0 0.00%	66 33.00%
	Cast Votes:	200 91.32%	0 0.00%	0 0.00%	200 91.32%
	Over Votes:	0 0.00%	0 0.00%	0 0.00%	0 0.00%
	Under Votes:	19 8.68%	0 0.00%	0 0.00%	19 8.68%
SENATE JOINT RESOLUTION 8212, Vote For 1					
	Approved	105 50.24%	0 0.00%	0 0.00%	105 50.24%
	Rejected	104 49.76%	0 0.00%	0 0.00%	104 49.76%
	Cast Votes:	209 95.43%	0 0.00%	0 0.00%	209 95.43%
	Over Votes:	0 0.00%	0 0.00%	0 0.00%	0 0.00%
	Under Votes:	10 4.57%	0 0.00%	0 0.00%	10 4.57%
ENGROSSED HOUSE JOINT RESOLUTION 4204, Vote For 1					
	Approved	86 40.76%	0 0.00%	0 0.00%	86 40.76%
	Rejected	125 59.24%	0 0.00%	0 0.00%	125 59.24%
	Cast Votes:	211 96.35%	0 0.00%	0 0.00%	211 96.35%
	Over Votes:	0 0.00%	0 0.00%	0 0.00%	0 0.00%
	Under Votes:	8 3.65%	0 0.00%	0 0.00%	8 3.65%
SUBSTITUTE HOUSE JOINT RESOLUTION 4215, Vote For 1					
	Approved	99 49.75%	0 0.00%	0 0.00%	99 49.75%
	Rejected	100 50.25%	0 0.00%	0 0.00%	100 50.25%
	Cast Votes:	199 90.87%	0 0.00%	0 0.00%	199 90.87%
	Over Votes:	0 0.00%	0 0.00%	0 0.00%	0 0.00%
	Under Votes:	20 9.13%	0 0.00%	0 0.00%	20 9.13%



200711270115
 Skagit County Auditor

Precinct Report — Official
Skagit County, Washington — 2007 General Election — November 06, 2007

Page 298 of 329

11/27/2007 10:43 AM

Total Number of Voters : 33,455 of 59,686 = 56.05%

Precincts Reporting 118 of 118 = 100.00%

Party	Candidate	Absentee	Early	Election	Total
Precinct 502 (Ballots Cast: 219)					
City of Burlington, Mayor, Vote For 1					
	Ed Brunz	118 55.92%	0 0.00%	0 0.00%	118 55.92%
	Gamor Bensen	93 44.08%	0 0.00%	0 0.00%	93 44.08%
	Cast Votes:	211 96.35%	0 0.00%	0 0.00%	211 96.35%
	Over Votes:	0 0.00%	0 0.00%	0 0.00%	0 0.00%
	Under Votes:	8 3.65%	0 0.00%	0 0.00%	8 3.65%
City Of Burlington, Council at Large, Vote For 1					
	Bill Aslett	152 100.00%	0 0.00%	0 0.00%	152 100.00%
	Cast Votes:	152 69.41%	0 0.00%	0 0.00%	152 69.41%
	Over Votes:	0 0.00%	0 0.00%	0 0.00%	0 0.00%
	Under Votes:	67 30.59%	0 0.00%	0 0.00%	67 30.59%
City Of Burlington, Council Ward 1, Vote For 1					
	Ted Montgomery	152 100.00%	0 0.00%	0 0.00%	152 100.00%
	Cast Votes:	152 69.41%	0 0.00%	0 0.00%	152 69.41%
	Over Votes:	0 0.00%	0 0.00%	0 0.00%	0 0.00%
	Under Votes:	67 30.59%	0 0.00%	0 0.00%	67 30.59%
City Of Burlington, Council Ward 2, Vote For 1					
	Edith M. Edmundson	86 45.74%	0 0.00%	0 0.00%	86 45.74%
	Sally L. Straathof	102 54.26%	0 0.00%	0 0.00%	102 54.26%
	Cast Votes:	188 85.84%	0 0.00%	0 0.00%	188 85.84%
	Over Votes:	0 0.00%	0 0.00%	0 0.00%	0 0.00%
	Under Votes:	31 14.16%	0 0.00%	0 0.00%	31 14.16%
City Of Burlington, Council Ward 3, Vote For 1					
	Joanne K. Valentine	98 53.26%	0 0.00%	0 0.00%	98 53.26%
	Mark Kramer	86 46.74%	0 0.00%	0 0.00%	86 46.74%
	Cast Votes:	184 84.02%	0 0.00%	0 0.00%	184 84.02%
	Over Votes:	0 0.00%	0 0.00%	0 0.00%	0 0.00%
	Under Votes:	35 15.98%	0 0.00%	0 0.00%	35 15.98%
Hospital District #304, Commissioner Position 3, Vote For 1					
	Gary L. Kent	141 100.00%	0 0.00%	0 0.00%	141 100.00%
	Cast Votes:	141 64.38%	0 0.00%	0 0.00%	141 64.38%
	Over Votes:	0 0.00%	0 0.00%	0 0.00%	0 0.00%
	Under Votes:	78 35.62%	0 0.00%	0 0.00%	78 35.62%



200711270115
 Skagit County Auditor

Precinct Report — Official
Skagit County, Washington — 2007 General Election — November 06, 2007

Page 299 of 329

11/27/2007 10:43 AM

Total Number of Voters : 33,455 of 59,686 = 56.05%

Precincts Reporting 118 of 118 = 100.00%

Party	Candidate	Absentee	Early	Election	Total
Precinct 502 (Ballots Cast: 219)					
Hospital District #304, Commissioner Position 5, Vote For 1					
	Robert M. Stanley	135 100.00%	0 0.00%	0 0.00%	135 100.00%
	Cast Votes:	135 61.64%	0 0.00%	0 0.00%	135 61.64%
	Over Votes:	0 0.00%	0 0.00%	0 0.00%	0 0.00%
	Under Votes:	84 38.36%	0 0.00%	0 0.00%	84 38.36%
Port of Skagit County, Commissioner District 1, Vote For 1					
	Kevin Ware	142 100.00%	0 0.00%	0 0.00%	142 100.00%
	Cast Votes:	142 64.84%	0 0.00%	0 0.00%	142 64.84%
	Over Votes:	0 0.00%	0 0.00%	0 0.00%	0 0.00%
	Under Votes:	77 35.16%	0 0.00%	0 0.00%	77 35.16%
Burlington School District #100, Director District 1, Vote For 1					
	Martin H. Lopez	142 100.00%	0 0.00%	0 0.00%	142 100.00%
	Cast Votes:	142 64.84%	0 0.00%	0 0.00%	142 64.84%
	Over Votes:	1 0.46%	0 0.00%	0 0.00%	1 0.46%
	Under Votes:	76 34.70%	0 0.00%	0 0.00%	76 34.70%
Burlington School District #100, Director District 3, Vote For 1					
	Tim Loving	97 53.89%	0 0.00%	0 0.00%	97 53.89%
	Bill Wallace	83 46.11%	0 0.00%	0 0.00%	83 46.11%
	Cast Votes:	180 82.19%	0 0.00%	0 0.00%	180 82.19%
	Over Votes:	0 0.00%	0 0.00%	0 0.00%	0 0.00%
	Under Votes:	39 17.81%	0 0.00%	0 0.00%	39 17.81%
Burlington School District #100, Director District 4, Vote For 1					
	Liza Peth Bott	146 100.00%	0 0.00%	0 0.00%	146 100.00%
	Cast Votes:	146 66.67%	0 0.00%	0 0.00%	146 66.67%
	Over Votes:	0 0.00%	0 0.00%	0 0.00%	0 0.00%
	Under Votes:	73 33.33%	0 0.00%	0 0.00%	73 33.33%



200711270115
 Skagit County Auditor

Precinct Report — Official
Skagit County, Washington — 2007 General Election — November 06, 2007

Page 300 of 329

11/27/2007 10:43 AM

Total Number of Voters : 33,455 of 59,686 = 56.05%

Precincts Reporting 118 of 118 = 100.00%

Party	Candidate	Absentee	Early	Election	Total
Precinct 503 (Ballots Cast: 79)					
INITIATIVE MEASURE 960, Vote For 1					
	Yes	26 33.77%	0 0.00%	0 0.00%	26 33.77%
	No	51 66.23%	0 0.00%	0 0.00%	51 66.23%
	Cast Votes:	77 97.47%	0 0.00%	0 0.00%	77 97.47%
	Over Votes:	0 0.00%	0 0.00%	0 0.00%	0 0.00%
	Under Votes:	2 2.53%	0 0.00%	0 0.00%	2 2.53%
REFERENDUM MEASURE 67, Vote For 1					
	Approved	45 57.69%	0 0.00%	0 0.00%	45 57.69%
	Rejected	33 42.31%	0 0.00%	0 0.00%	33 42.31%
	Cast Votes:	78 98.73%	0 0.00%	0 0.00%	78 98.73%
	Over Votes:	0 0.00%	0 0.00%	0 0.00%	0 0.00%
	Under Votes:	1 1.27%	0 0.00%	0 0.00%	1 1.27%
ENGROSSED SUBSTITUTE SENATE JOINT RESOLUTION 8206, Vote For 1					
	Approved	49 69.01%	0 0.00%	0 0.00%	49 69.01%
	Rejected	22 30.99%	0 0.00%	0 0.00%	22 30.99%
	Cast Votes:	71 89.87%	0 0.00%	0 0.00%	71 89.87%
	Over Votes:	0 0.00%	0 0.00%	0 0.00%	0 0.00%
	Under Votes:	8 10.13%	0 0.00%	0 0.00%	8 10.13%
SENATE JOINT RESOLUTION 8212, Vote For 1					
	Approved	41 56.94%	0 0.00%	0 0.00%	41 56.94%
	Rejected	31 43.06%	0 0.00%	0 0.00%	31 43.06%
	Cast Votes:	72 91.14%	0 0.00%	0 0.00%	72 91.14%
	Over Votes:	0 0.00%	0 0.00%	0 0.00%	0 0.00%
	Under Votes:	7 8.86%	0 0.00%	0 0.00%	7 8.86%
ENGROSSED HOUSE JOINT RESOLUTION 4204, Vote For 1					
	Approved	37 48.68%	0 0.00%	0 0.00%	37 48.68%
	Rejected	39 51.32%	0 0.00%	0 0.00%	39 51.32%
	Cast Votes:	76 96.20%	0 0.00%	0 0.00%	76 96.20%
	Over Votes:	0 0.00%	0 0.00%	0 0.00%	0 0.00%
	Under Votes:	3 3.80%	0 0.00%	0 0.00%	3 3.80%
SUBSTITUTE HOUSE JOINT RESOLUTION 4215, Vote For 1					
	Approved	30 41.67%	0 0.00%	0 0.00%	30 41.67%
	Rejected	42 58.33%	0 0.00%	0 0.00%	42 58.33%
	Cast Votes:	72 91.14%	0 0.00%	0 0.00%	72 91.14%
	Over Votes:	0 0.00%	0 0.00%	0 0.00%	0 0.00%
	Under Votes:	7 8.86%	0 0.00%	0 0.00%	7 8.86%



200711270115
 Skagit County Auditor

Precinct Report — Official
Skagit County, Washington — 2007 General Election — November 06, 2007


Page 301 of 329

11/27/2007 10:43 AM

Total Number of Voters : 33,455 of 59,686 = 56.05%

Precincts Reporting 118 of 118 = 100.00%

Party	Candidate	Absentee	Early	Election	Total
Precinct 503 (Ballots Cast: 79)					
City of Burlington, Mayor, Vote For 1					
	Ed Brunz	33 48.53%	0 0.00%	0 0.00%	33 48.53%
	Garnor Bensen	35 51.47%	0 0.00%	0 0.00%	35 51.47%
	Cast Votes:	68 86.08%	0 0.00%	0 0.00%	68 86.08%
	Over Votes:	0 0.00%	0 0.00%	0 0.00%	0 0.00%
	Under Votes:	11 13.92%	0 0.00%	0 0.00%	11 13.92%
City Of Burlington, Council at Large, Vote For 1					
	Bill Aslett	61 100.00%	0 0.00%	0 0.00%	61 100.00%
	Cast Votes:	61 77.22%	0 0.00%	0 0.00%	61 77.22%
	Over Votes:	0 0.00%	0 0.00%	0 0.00%	0 0.00%
	Under Votes:	18 22.78%	0 0.00%	0 0.00%	18 22.78%
City Of Burlington, Council Ward 1, Vote For 1					
	Ted Montgomery	68 100.00%	0 0.00%	0 0.00%	68 100.00%
	Cast Votes:	68 86.08%	0 0.00%	0 0.00%	68 86.08%
	Over Votes:	0 0.00%	0 0.00%	0 0.00%	0 0.00%
	Under Votes:	11 13.92%	0 0.00%	0 0.00%	11 13.92%
City Of Burlington, Council Ward 2, Vote For 1					
	Edith M. Edmundson	40 57.97%	0 0.00%	0 0.00%	40 57.97%
	Sally L. Straathof	29 42.03%	0 0.00%	0 0.00%	29 42.03%
	Cast Votes:	69 87.34%	0 0.00%	0 0.00%	69 87.34%
	Over Votes:	0 0.00%	0 0.00%	0 0.00%	0 0.00%
	Under Votes:	10 12.66%	0 0.00%	0 0.00%	10 12.66%
City Of Burlington, Council Ward 3, Vote For 1					
	Joanne K. Valentine	33 57.89%	0 0.00%	0 0.00%	33 57.89%
	Mark Kramer	24 42.11%	0 0.00%	0 0.00%	24 42.11%
	Cast Votes:	57 72.15%	0 0.00%	0 0.00%	57 72.15%
	Over Votes:	0 0.00%	0 0.00%	0 0.00%	0 0.00%
	Under Votes:	22 27.85%	0 0.00%	0 0.00%	22 27.85%
Hospital District #304, Commissioner Position 3, Vote For 1					
	Gary L. Kent	55 100.00%	0 0.00%	0 0.00%	55 100.00%
	Cast Votes:	55 69.62%	0 0.00%	0 0.00%	55 69.62%
	Over Votes:	0 0.00%	0 0.00%	0 0.00%	0 0.00%
	Under Votes:	24 30.38%	0 0.00%	0 0.00%	24 30.38%



200711270115
 Skagit County Auditor

Precinct Report — Official
Skagit County, Washington — 2007 General Election — November 06, 2007

Page 302 of 329

11/27/2007 10:43 AM

Total Number of Voters : 33,455 of 59,686 = 56.05%

Precincts Reporting 118 of 118 = 100.00%

Party	Candidate	Absentee	Early	Election	Total
Precinct 503 (Ballots Cast: 79)					
Hospital District #304, Commissioner Position 5, Vote For 1					
	Robert M. Stanley	54 100.00%	0 0.00%	0 0.00%	54 100.00%
	Cast Votes:	54 68.35%	0 0.00%	0 0.00%	54 68.35%
	Over Votes:	0 0.00%	0 0.00%	0 0.00%	0 0.00%
	Under Votes:	25 31.65%	0 0.00%	0 0.00%	25 31.65%
Port of Skagit County, Commissioner District 1, Vote For 1					
	Kevin Ware	56 100.00%	0 0.00%	0 0.00%	56 100.00%
	Cast Votes:	56 70.89%	0 0.00%	0 0.00%	56 70.89%
	Over Votes:	0 0.00%	0 0.00%	0 0.00%	0 0.00%
	Under Votes:	23 29.11%	0 0.00%	0 0.00%	23 29.11%
Burlington School District #100, Director District 1, Vote For 1					
	Martin H. Lopez	59 100.00%	0 0.00%	0 0.00%	59 100.00%
	Cast Votes:	59 74.68%	0 0.00%	0 0.00%	59 74.68%
	Over Votes:	0 0.00%	0 0.00%	0 0.00%	0 0.00%
	Under Votes:	20 25.32%	0 0.00%	0 0.00%	20 25.32%
Burlington School District #100, Director District 3, Vote For 1					
	Tim Loving	37 57.81%	0 0.00%	0 0.00%	37 57.81%
	Bill Wallace	27 42.19%	0 0.00%	0 0.00%	27 42.19%
	Cast Votes:	64 81.01%	0 0.00%	0 0.00%	64 81.01%
	Over Votes:	0 0.00%	0 0.00%	0 0.00%	0 0.00%
	Under Votes:	15 18.99%	0 0.00%	0 0.00%	15 18.99%
Burlington School District #100, Director District 4, Vote For 1					
	Liza Peth Bott	56 100.00%	0 0.00%	0 0.00%	56 100.00%
	Cast Votes:	56 70.89%	0 0.00%	0 0.00%	56 70.89%
	Over Votes:	0 0.00%	0 0.00%	0 0.00%	0 0.00%
	Under Votes:	23 29.11%	0 0.00%	0 0.00%	23 29.11%



200711270115
 Skagit County Auditor

Precinct Report — Official
Skagit County, Washington — 2007 General Election — November 06, 2007

Page 303 of 329

11/27/2007 10:43 AM

Total Number of Voters : 33,455 of 59,686 = 56.05%

Precincts Reporting 118 of 118 = 100.00%

Party	Candidate	Absentee	Early	Election	Total
Precinct 504 (Ballots Cast: 228)					
INITIATIVE MEASURE 960, Vote For 1					
	Yes	118 53.88%	0 0.00%	0 0.00%	118 53.88%
	No	101 46.12%	0 0.00%	0 0.00%	101 46.12%
	Cast Votes:	219 96.05%	0 0.00%	0 0.00%	219 96.05%
	Over Votes:	0 0.00%	0 0.00%	0 0.00%	0 0.00%
	Under Votes:	9 3.95%	0 0.00%	0 0.00%	9 3.95%
REFERENDUM MEASURE 67, Vote For 1					
	Approved	122 54.71%	0 0.00%	0 0.00%	122 54.71%
	Rejected	101 45.29%	0 0.00%	0 0.00%	101 45.29%
	Cast Votes:	223 97.81%	0 0.00%	0 0.00%	223 97.81%
	Over Votes:	0 0.00%	0 0.00%	0 0.00%	0 0.00%
	Under Votes:	5 2.19%	0 0.00%	0 0.00%	5 2.19%
ENGROSSED SUBSTITUTE SENATE JOINT RESOLUTION 8206, Vote For 1					
	Approved	135 63.38%	0 0.00%	0 0.00%	135 63.38%
	Rejected	78 36.62%	0 0.00%	0 0.00%	78 36.62%
	Cast Votes:	213 93.42%	0 0.00%	0 0.00%	213 93.42%
	Over Votes:	0 0.00%	0 0.00%	0 0.00%	0 0.00%
	Under Votes:	15 6.58%	0 0.00%	0 0.00%	15 6.58%
SENATE JOINT RESOLUTION 8212, Vote For 1					
	Approved	124 57.14%	0 0.00%	0 0.00%	124 57.14%
	Rejected	93 42.86%	0 0.00%	0 0.00%	93 42.86%
	Cast Votes:	217 95.18%	0 0.00%	0 0.00%	217 95.18%
	Over Votes:	0 0.00%	0 0.00%	0 0.00%	0 0.00%
	Under Votes:	11 4.82%	0 0.00%	0 0.00%	11 4.82%
ENGROSSED HOUSE JOINT RESOLUTION 4204, Vote For 1					
	Approved	80 35.71%	0 0.00%	0 0.00%	80 35.71%
	Rejected	144 64.29%	0 0.00%	0 0.00%	144 64.29%
	Cast Votes:	224 98.25%	0 0.00%	0 0.00%	224 98.25%
	Over Votes:	0 0.00%	0 0.00%	0 0.00%	0 0.00%
	Under Votes:	4 1.75%	0 0.00%	0 0.00%	4 1.75%
SUBSTITUTE HOUSE JOINT RESOLUTION 4215, Vote For 1					
	Approved	100 46.73%	0 0.00%	0 0.00%	100 46.73%
	Rejected	114 53.27%	0 0.00%	0 0.00%	114 53.27%
	Cast Votes:	214 93.86%	0 0.00%	0 0.00%	214 93.86%
	Over Votes:	0 0.00%	0 0.00%	0 0.00%	0 0.00%
	Under Votes:	14 6.14%	0 0.00%	0 0.00%	14 6.14%



Precinct Report — Official
Skagit County, Washington — 2007 General Election — November 06, 2007


Page 304 of 329

11/27/2007 10:43 AM

Total Number of Voters : 33,455 of 59,686 = 56.05%

Precincts Reporting 118 of 118 = 100.00%

Party	Candidate	Absentee	Early	Election	Total
Precinct 504 (Ballots Cast: 228)					
City of Burlington, Mayor, Vote For 1					
	Ed Brunz	120 55.05%	0 0.00%	0 0.00%	120 55.05%
	Garnor Bensen	98 44.95%	0 0.00%	0 0.00%	98 44.95%
	Cast Votes:	218 95.61%	0 0.00%	0 0.00%	218 95.61%
	Over Votes:	0 0.00%	0 0.00%	0 0.00%	0 0.00%
	Under Votes:	10 4.39%	0 0.00%	0 0.00%	10 4.39%
City Of Burlington, Council at Large, Vote For 1					
	Bill Aslett	178 100.00%	0 0.00%	0 0.00%	178 100.00%
	Cast Votes:	178 78.07%	0 0.00%	0 0.00%	178 78.07%
	Over Votes:	0 0.00%	0 0.00%	0 0.00%	0 0.00%
	Under Votes:	50 21.93%	0 0.00%	0 0.00%	50 21.93%
City Of Burlington, Council Ward 1, Vote For 1					
	Ted Montgomery	186 100.00%	0 0.00%	0 0.00%	186 100.00%
	Cast Votes:	186 81.58%	0 0.00%	0 0.00%	186 81.58%
	Over Votes:	0 0.00%	0 0.00%	0 0.00%	0 0.00%
	Under Votes:	42 18.42%	0 0.00%	0 0.00%	42 18.42%
City Of Burlington, Council Ward 2, Vote For 1					
	Edith M. Edmundson	104 50.98%	0 0.00%	0 0.00%	104 50.98%
	Sally L. Straathof	100 49.02%	0 0.00%	0 0.00%	100 49.02%
	Cast Votes:	204 89.47%	0 0.00%	0 0.00%	204 89.47%
	Over Votes:	0 0.00%	0 0.00%	0 0.00%	0 0.00%
	Under Votes:	24 10.53%	0 0.00%	0 0.00%	24 10.53%
City Of Burlington, Council Ward 3, Vote For 1					
	Joanne K. Valentine	94 48.70%	0 0.00%	0 0.00%	94 48.70%
	Mark Kramer	99 51.30%	0 0.00%	0 0.00%	99 51.30%
	Cast Votes:	193 84.65%	0 0.00%	0 0.00%	193 84.65%
	Over Votes:	0 0.00%	0 0.00%	0 0.00%	0 0.00%
	Under Votes:	35 15.35%	0 0.00%	0 0.00%	35 15.35%
Hospital District #304, Commissioner Position 3, Vote For 1					
	Gary L. Kent	173 100.00%	0 0.00%	0 0.00%	173 100.00%
	Cast Votes:	173 75.88%	0 0.00%	0 0.00%	173 75.88%
	Over Votes:	0 0.00%	0 0.00%	0 0.00%	0 0.00%
	Under Votes:	55 24.12%	0 0.00%	0 0.00%	55 24.12%



11/27/2007 Page 343 of 368 2:48PM

Precinct Report — Official
Skagit County, Washington — 2007 General Election — November 06, 2007


Page 305 of 329

11/27/2007 10:43 AM

Total Number of Voters : 33,455 of 59,686 = 56.05%

Precincts Reporting 118 of 118 = 100.00%

Party	Candidate	Absentee	Early	Election	Total
Precinct 504 (Ballots Cast: 228)					
Hospital District #304, Commissioner Position 5, Vote For 1					
	Robert M. Stanley	173 100.00%	0 0.00%	0 0.00%	173 100.00%
	Cast Votes:	173 75.88%	0 0.00%	0 0.00%	173 75.88%
	Over Votes:	0 0.00%	0 0.00%	0 0.00%	0 0.00%
	Under Votes:	55 24.12%	0 0.00%	0 0.00%	55 24.12%
Port of Skagit County, Commissioner District 1, Vote For 1					
	Kevin Ware	178 100.00%	0 0.00%	0 0.00%	178 100.00%
	Cast Votes:	178 78.07%	0 0.00%	0 0.00%	178 78.07%
	Over Votes:	0 0.00%	0 0.00%	0 0.00%	0 0.00%
	Under Votes:	50 21.93%	0 0.00%	0 0.00%	50 21.93%
Burlington School District #100, Director District 1, Vote For 1					
	Martin H. Lopez	174 100.00%	0 0.00%	0 0.00%	174 100.00%
	Cast Votes:	174 76.32%	0 0.00%	0 0.00%	174 76.32%
	Over Votes:	1 0.44%	0 0.00%	0 0.00%	1 0.44%
	Under Votes:	53 23.25%	0 0.00%	0 0.00%	53 23.25%
Burlington School District #100, Director District 3, Vote For 1					
	Tim Loving	102 51.52%	0 0.00%	0 0.00%	102 51.52%
	Bill Wallace	96 48.48%	0 0.00%	0 0.00%	96 48.48%
	Cast Votes:	198 86.84%	0 0.00%	0 0.00%	198 86.84%
	Over Votes:	0 0.00%	0 0.00%	0 0.00%	0 0.00%
	Under Votes:	30 13.16%	0 0.00%	0 0.00%	30 13.16%
Burlington School District #100, Director District 4, Vote For 1					
	Liza Peth Bott	185 100.00%	0 0.00%	0 0.00%	185 100.00%
	Cast Votes:	185 81.14%	0 0.00%	0 0.00%	185 81.14%
	Over Votes:	0 0.00%	0 0.00%	0 0.00%	0 0.00%
	Under Votes:	43 18.86%	0 0.00%	0 0.00%	43 18.86%



200711270115
 Skagit County Auditor

11/27/2007 Page 344 of 368 2:48PM

Precinct Report — Official
Skagit County, Washington — 2007 General Election — November 06, 2007

Page 306 of 329

11/27/2007 10:43 AM

Total Number of Voters : 33,455 of 59,686 = 56.05%

Precincts Reporting 118 of 118 = 100.00%

Party	Candidate	Absentee	Early	Election	Total
Precinct 505 (Ballots Cast: 384)					
INITIATIVE MEASURE 960, Vote For 1					
	Yes	188 50.13%	0 0.00%	0 0.00%	188 50.13%
	No	187 49.87%	0 0.00%	0 0.00%	187 49.87%
	Cast Votes:	375 97.66%	0 0.00%	0 0.00%	375 97.66%
	Over Votes:	0 0.00%	0 0.00%	0 0.00%	0 0.00%
	Under Votes:	9 2.34%	0 0.00%	0 0.00%	9 2.34%
REFERENDUM MEASURE 67, Vote For 1					
	Approved	212 55.79%	0 0.00%	0 0.00%	212 55.79%
	Rejected	168 44.21%	0 0.00%	0 0.00%	168 44.21%
	Cast Votes:	380 98.96%	0 0.00%	0 0.00%	380 98.96%
	Over Votes:	0 0.00%	0 0.00%	0 0.00%	0 0.00%
	Under Votes:	4 1.04%	0 0.00%	0 0.00%	4 1.04%
ENGROSSED SUBSTITUTE SENATE JOINT RESOLUTION 8206, Vote For 1					
	Approved	228 62.64%	0 0.00%	0 0.00%	228 62.64%
	Rejected	136 37.36%	0 0.00%	0 0.00%	136 37.36%
	Cast Votes:	364 94.79%	0 0.00%	0 0.00%	364 94.79%
	Over Votes:	0 0.00%	0 0.00%	0 0.00%	0 0.00%
	Under Votes:	20 5.21%	0 0.00%	0 0.00%	20 5.21%
SENATE JOINT RESOLUTION 8212, Vote For 1					
	Approved	204 55.74%	0 0.00%	0 0.00%	204 55.74%
	Rejected	162 44.26%	0 0.00%	0 0.00%	162 44.26%
	Cast Votes:	366 95.31%	0 0.00%	0 0.00%	366 95.31%
	Over Votes:	0 0.00%	0 0.00%	0 0.00%	0 0.00%
	Under Votes:	18 4.69%	0 0.00%	0 0.00%	18 4.69%
ENGROSSED HOUSE JOINT RESOLUTION 4204, Vote For 1					
	Approved	160 42.55%	0 0.00%	0 0.00%	160 42.55%
	Rejected	216 57.45%	0 0.00%	0 0.00%	216 57.45%
	Cast Votes:	376 97.92%	0 0.00%	0 0.00%	376 97.92%
	Over Votes:	0 0.00%	0 0.00%	0 0.00%	0 0.00%
	Under Votes:	8 2.08%	0 0.00%	0 0.00%	8 2.08%
SUBSTITUTE HOUSE JOINT RESOLUTION 4215, Vote For 1					
	Approved	152 41.76%	0 0.00%	0 0.00%	152 41.76%
	Rejected	212 58.24%	0 0.00%	0 0.00%	212 58.24%
	Cast Votes:	364 94.79%	0 0.00%	0 0.00%	364 94.79%
	Over Votes:	0 0.00%	0 0.00%	0 0.00%	0 0.00%
	Under Votes:	20 5.21%	0 0.00%	0 0.00%	20 5.21%



200711270115
 Skagit County Auditor

11/27/2007 Page 345 of 368 2:48PM

Precinct Report — Official
Skagit County, Washington — 2007 General Election — November 06, 2007

Page 307 of 329

11/27/2007 10:43 AM

Total Number of Voters : 33,455 of 59,686 = 56.05%

Precincts Reporting 118 of 118 = 100.00%

Party	Candidate	Absentee	Early	Election	Total
Precinct 505 (Ballots Cast: 384)					
City of Burlington, Mayor, Vote For 1					
	Ed Brunz	212 58.89%	0 0.00%	0 0.00%	212 58.89%
	Garnor Bensen	148 41.11%	0 0.00%	0 0.00%	148 41.11%
	Cast Votes:	360 93.75%	0 0.00%	0 0.00%	360 93.75%
	Over Votes:	0 0.00%	0 0.00%	0 0.00%	0 0.00%
	Under Votes:	24 6.25%	0 0.00%	0 0.00%	24 6.25%
City Of Burlington, Council at Large, Vote For 1					
	Bill Aslett	297 100.00%	0 0.00%	0 0.00%	297 100.00%
	Cast Votes:	297 77.34%	0 0.00%	0 0.00%	297 77.34%
	Over Votes:	0 0.00%	0 0.00%	0 0.00%	0 0.00%
	Under Votes:	87 22.66%	0 0.00%	0 0.00%	87 22.66%
City Of Burlington, Council Ward 1, Vote For 1					
	Ted Montgomery	298 100.00%	0 0.00%	0 0.00%	298 100.00%
	Cast Votes:	298 77.60%	0 0.00%	0 0.00%	298 77.60%
	Over Votes:	0 0.00%	0 0.00%	0 0.00%	0 0.00%
	Under Votes:	86 22.40%	0 0.00%	0 0.00%	86 22.40%
City Of Burlington, Council Ward 2, Vote For 1					
	Edith M. Edmundson	175 52.40%	0 0.00%	0 0.00%	175 52.40%
	Sally L. Straathof	159 47.60%	0 0.00%	0 0.00%	159 47.60%
	Cast Votes:	334 86.98%	0 0.00%	0 0.00%	334 86.98%
	Over Votes:	0 0.00%	0 0.00%	0 0.00%	0 0.00%
	Under Votes:	50 13.02%	0 0.00%	0 0.00%	50 13.02%
City Of Burlington, Council Ward 3, Vote For 1					
	Joanne K. Valentine	173 54.40%	0 0.00%	0 0.00%	173 54.40%
	Mark Kramer	145 45.60%	0 0.00%	0 0.00%	145 45.60%
	Cast Votes:	318 82.81%	0 0.00%	0 0.00%	318 82.81%
	Over Votes:	0 0.00%	0 0.00%	0 0.00%	0 0.00%
	Under Votes:	66 17.19%	0 0.00%	0 0.00%	66 17.19%
Hospital District #304, Commissioner Position 3, Vote For 1					
	Gary L. Kent	287 100.00%	0 0.00%	0 0.00%	287 100.00%
	Cast Votes:	287 74.74%	0 0.00%	0 0.00%	287 74.74%
	Over Votes:	0 0.00%	0 0.00%	0 0.00%	0 0.00%
	Under Votes:	97 25.26%	0 0.00%	0 0.00%	97 25.26%



200711270115
 Skagit County Auditor

Precinct Report — Official
Skagit County, Washington — 2007 General Election — November 06, 2007

Page 308 of 329

11/27/2007 10:43 AM

Total Number of Voters : 33,455 of 59,686 = 56.05%

Precincts Reporting 118 of 118 = 100.00%

Party	Candidate	Absentee	Early	Election	Total
Precinct 505 (Ballots Cast: 384)					
Hospital District #304, Commissioner Position 5, Vote For 1					
	Robert M. Stanley	285 100.00%	0 0.00%	0 0.00%	285 100.00%
	Cast Votes:	285 74.22%	0 0.00%	0 0.00%	285 74.22%
	Over Votes:	0 0.00%	0 0.00%	0 0.00%	0 0.00%
	Under Votes:	99 25.78%	0 0.00%	0 0.00%	99 25.78%
Port of Skagit County, Commissioner District 1, Vote For 1					
	Kevin Ware	284 100.00%	0 0.00%	0 0.00%	284 100.00%
	Cast Votes:	284 73.96%	0 0.00%	0 0.00%	284 73.96%
	Over Votes:	0 0.00%	0 0.00%	0 0.00%	0 0.00%
	Under Votes:	100 26.04%	0 0.00%	0 0.00%	100 26.04%
Burlington School District #100, Director District 1, Vote For 1					
	Martin H. Lopez	283 100.00%	0 0.00%	0 0.00%	283 100.00%
	Cast Votes:	283 73.70%	0 0.00%	0 0.00%	283 73.70%
	Over Votes:	0 0.00%	0 0.00%	0 0.00%	0 0.00%
	Under Votes:	101 26.30%	0 0.00%	0 0.00%	101 26.30%
Burlington School District #100, Director District 3, Vote For 1					
	Tim Loving	177 52.84%	0 0.00%	0 0.00%	177 52.84%
	Bill Wallace	158 47.16%	0 0.00%	0 0.00%	158 47.16%
	Cast Votes:	335 87.24%	0 0.00%	0 0.00%	335 87.24%
	Over Votes:	0 0.00%	0 0.00%	0 0.00%	0 0.00%
	Under Votes:	49 12.76%	0 0.00%	0 0.00%	49 12.76%
Burlington School District #100, Director District 4, Vote For 1					
	Liza Peth Bott	291 100.00%	0 0.00%	0 0.00%	291 100.00%
	Cast Votes:	291 75.78%	0 0.00%	0 0.00%	291 75.78%
	Over Votes:	0 0.00%	0 0.00%	0 0.00%	0 0.00%
	Under Votes:	93 24.22%	0 0.00%	0 0.00%	93 24.22%



200711270115
 Skagit County Auditor

Precinct Report — Official
Skagit County, Washington — 2007 General Election — November 06, 2007

Page 309 of 329

11/27/2007 10:43 AM

Total Number of Voters : 33,455 of 59,686 = 56.05%

Precincts Reporting 118 of 118 = 100.00%

Party	Candidate	Absentee	Early	Election	Total
Precinct 506 (Ballots Cast: 211)					
INITIATIVE MEASURE 960, Vote For 1					
	Yes	122 61.62%	0 0.00%	0 0.00%	122 61.62%
	No	76 38.38%	0 0.00%	0 0.00%	76 38.38%
	Cast Votes:	198 93.84%	0 0.00%	0 0.00%	198 93.84%
	Over Votes:	0 0.00%	0 0.00%	0 0.00%	0 0.00%
	Under Votes:	13 6.16%	0 0.00%	0 0.00%	13 6.16%
REFERENDUM MEASURE 67, Vote For 1					
	Approved	98 48.28%	0 0.00%	0 0.00%	98 48.28%
	Rejected	105 51.72%	0 0.00%	0 0.00%	105 51.72%
	Cast Votes:	203 96.21%	0 0.00%	0 0.00%	203 96.21%
	Over Votes:	1 0.47%	0 0.00%	0 0.00%	1 0.47%
	Under Votes:	7 3.32%	0 0.00%	0 0.00%	7 3.32%
ENGROSSED SUBSTITUTE SENATE JOINT RESOLUTION 8206, Vote For 1					
	Approved	115 59.28%	0 0.00%	0 0.00%	115 59.28%
	Rejected	79 40.72%	0 0.00%	0 0.00%	79 40.72%
	Cast Votes:	194 91.94%	0 0.00%	0 0.00%	194 91.94%
	Over Votes:	0 0.00%	0 0.00%	0 0.00%	0 0.00%
	Under Votes:	17 8.06%	0 0.00%	0 0.00%	17 8.06%
SENATE JOINT RESOLUTION 8212, Vote For 1					
	Approved	114 58.76%	0 0.00%	0 0.00%	114 58.76%
	Rejected	80 41.24%	0 0.00%	0 0.00%	80 41.24%
	Cast Votes:	194 91.94%	0 0.00%	0 0.00%	194 91.94%
	Over Votes:	1 0.47%	0 0.00%	0 0.00%	1 0.47%
	Under Votes:	16 7.58%	0 0.00%	0 0.00%	16 7.58%
ENGROSSED HOUSE JOINT RESOLUTION 4204, Vote For 1					
	Approved	87 42.44%	0 0.00%	0 0.00%	87 42.44%
	Rejected	118 57.56%	0 0.00%	0 0.00%	118 57.56%
	Cast Votes:	205 97.16%	0 0.00%	0 0.00%	205 97.16%
	Over Votes:	0 0.00%	0 0.00%	0 0.00%	0 0.00%
	Under Votes:	6 2.84%	0 0.00%	0 0.00%	6 2.84%
SUBSTITUTE HOUSE JOINT RESOLUTION 4215, Vote For 1					
	Approved	80 41.03%	0 0.00%	0 0.00%	80 41.03%
	Rejected	115 58.97%	0 0.00%	0 0.00%	115 58.97%
	Cast Votes:	195 92.42%	0 0.00%	0 0.00%	195 92.42%
	Over Votes:	0 0.00%	0 0.00%	0 0.00%	0 0.00%
	Under Votes:	16 7.58%	0 0.00%	0 0.00%	16 7.58%



Precinct Report — Official
Skagit County, Washington — 2007 General Election — November 06, 2007

Page 310 of 329

11/27/2007 10:43 AM

Total Number of Voters : 33,455 of 59,686 = 56.05%

Precincts Reporting 118 of 118 = 100.00%

Party	Candidate	Absentee	Early	Election	Total
Precinct 506 (Ballots Cast: 211)					
City of Burlington, Mayor, Vote For 1					
	Ed Brunz	111 56.92%	0 0.00%	0 0.00%	111 56.92%
	Garnor Bensen	84 43.08%	0 0.00%	0 0.00%	84 43.08%
	Cast Votes:	195 92.42%	0 0.00%	0 0.00%	195 92.42%
	Over Votes:	0 0.00%	0 0.00%	0 0.00%	0 0.00%
	Under Votes:	16 7.58%	0 0.00%	0 0.00%	16 7.58%
City Of Burlington, Council at Large, Vote For 1					
	Bill Aslett	146 100.00%	0 0.00%	0 0.00%	146 100.00%
	Cast Votes:	146 69.19%	0 0.00%	0 0.00%	146 69.19%
	Over Votes:	0 0.00%	0 0.00%	0 0.00%	0 0.00%
	Under Votes:	65 30.81%	0 0.00%	0 0.00%	65 30.81%
City Of Burlington, Council Ward 1, Vote For 1					
	Ted Montgomery	155 100.00%	0 0.00%	0 0.00%	155 100.00%
	Cast Votes:	155 73.46%	0 0.00%	0 0.00%	155 73.46%
	Over Votes:	0 0.00%	0 0.00%	0 0.00%	0 0.00%
	Under Votes:	56 26.54%	0 0.00%	0 0.00%	56 26.54%
City Of Burlington, Council Ward 2, Vote For 1					
	Edith M. Edmundson	94 54.02%	0 0.00%	0 0.00%	94 54.02%
	Sally L. Straathof	80 45.98%	0 0.00%	0 0.00%	80 45.98%
	Cast Votes:	174 82.46%	0 0.00%	0 0.00%	174 82.46%
	Over Votes:	0 0.00%	0 0.00%	0 0.00%	0 0.00%
	Under Votes:	37 17.54%	0 0.00%	0 0.00%	37 17.54%
City Of Burlington, Council Ward 3, Vote For 1					
	Joanne K. Valentine	74 44.31%	0 0.00%	0 0.00%	74 44.31%
	Mark Kramer	93 55.69%	0 0.00%	0 0.00%	93 55.69%
	Cast Votes:	167 79.15%	0 0.00%	0 0.00%	167 79.15%
	Over Votes:	0 0.00%	0 0.00%	0 0.00%	0 0.00%
	Under Votes:	44 20.85%	0 0.00%	0 0.00%	44 20.85%
Hospital District #304, Commissioner Position 3, Vote For 1					
	Gary L. Kent	147 100.00%	0 0.00%	0 0.00%	147 100.00%
	Cast Votes:	147 69.67%	0 0.00%	0 0.00%	147 69.67%
	Over Votes:	0 0.00%	0 0.00%	0 0.00%	0 0.00%
	Under Votes:	64 30.33%	0 0.00%	0 0.00%	64 30.33%



200711270115
 Skagit County Auditor

11/27/2007 Page 349 of 368 2:48PM

Precinct Report — Official
Skagit County, Washington — 2007 General Election — November 06, 2007

Page 311 of 329

11/27/2007 10:43 AM

Total Number of Voters : 33,455 of 59,686 = 56.05%

Precincts Reporting 118 of 118 = 100.00%

Party	Candidate	Absentee	Early	Election	Total
Precinct 506 (Ballots Cast: 211)					
Hospital District #304, Commissioner Position 5, Vote For 1					
	Robert M. Stanley	148 100.00%	0 0.00%	0 0.00%	148 100.00%
	Cast Votes:	148 70.14%	0 0.00%	0 0.00%	148 70.14%
	Over Votes:	0 0.00%	0 0.00%	0 0.00%	0 0.00%
	Under Votes:	63 29.86%	0 0.00%	0 0.00%	63 29.86%
Port of Skagit County, Commissioner District 1, Vote For 1					
	Kevin Ware	146 100.00%	0 0.00%	0 0.00%	146 100.00%
	Cast Votes:	146 69.19%	0 0.00%	0 0.00%	146 69.19%
	Over Votes:	0 0.00%	0 0.00%	0 0.00%	0 0.00%
	Under Votes:	65 30.81%	0 0.00%	0 0.00%	65 30.81%
Burlington School District #100, Director District 1, Vote For 1					
	Martin H. Lopez	144 100.00%	0 0.00%	0 0.00%	144 100.00%
	Cast Votes:	144 68.25%	0 0.00%	0 0.00%	144 68.25%
	Over Votes:	0 0.00%	0 0.00%	0 0.00%	0 0.00%
	Under Votes:	67 31.75%	0 0.00%	0 0.00%	67 31.75%
Burlington School District #100, Director District 3, Vote For 1					
	Tim Loving	101 56.11%	0 0.00%	0 0.00%	101 56.11%
	Bill Wallace	79 43.89%	0 0.00%	0 0.00%	79 43.89%
	Cast Votes:	180 85.31%	0 0.00%	0 0.00%	180 85.31%
	Over Votes:	0 0.00%	0 0.00%	0 0.00%	0 0.00%
	Under Votes:	31 14.69%	0 0.00%	0 0.00%	31 14.69%
Burlington School District #100, Director District 4, Vote For 1					
	Liza Peth Bott	142 100.00%	0 0.00%	0 0.00%	142 100.00%
	Cast Votes:	142 67.30%	0 0.00%	0 0.00%	142 67.30%
	Over Votes:	0 0.00%	0 0.00%	0 0.00%	0 0.00%
	Under Votes:	69 32.70%	0 0.00%	0 0.00%	69 32.70%



200711270115
 Skagit County Auditor

Precinct Report — Official
Skagit County, Washington — 2007 General Election — November 06, 2007

Page 312 of 329

11/27/2007 10:43 AM

Total Number of Voters : 33,455 of 59,686 = 56.05%

Precincts Reporting 118 of 118 = 100.00%

Party	Candidate	Absentee	Early	Election	Total
Precinct 507 (Ballots Cast: 217)					
INITIATIVE MEASURE 960, Vote For 1					
	Yes	113 54.59%	0 0.00%	0 0.00%	113 54.59%
	No	94 45.41%	0 0.00%	0 0.00%	94 45.41%
	Cast Votes:	207 95.39%	0 0.00%	0 0.00%	207 95.39%
	Over Votes:	0 0.00%	0 0.00%	0 0.00%	0 0.00%
	Under Votes:	10 4.61%	0 0.00%	0 0.00%	10 4.61%
REFERENDUM MEASURE 67, Vote For 1					
	Approved	109 51.17%	0 0.00%	0 0.00%	109 51.17%
	Rejected	104 48.83%	0 0.00%	0 0.00%	104 48.83%
	Cast Votes:	213 98.16%	0 0.00%	0 0.00%	213 98.16%
	Over Votes:	0 0.00%	0 0.00%	0 0.00%	0 0.00%
	Under Votes:	4 1.84%	0 0.00%	0 0.00%	4 1.84%
ENGROSSED SUBSTITUTE SENATE JOINT RESOLUTION 8206, Vote For 1					
	Approved	137 68.16%	0 0.00%	0 0.00%	137 68.16%
	Rejected	64 31.84%	0 0.00%	0 0.00%	64 31.84%
	Cast Votes:	201 92.63%	0 0.00%	0 0.00%	201 92.63%
	Over Votes:	0 0.00%	0 0.00%	0 0.00%	0 0.00%
	Under Votes:	16 7.37%	0 0.00%	0 0.00%	16 7.37%
SENATE JOINT RESOLUTION 8212, Vote For 1					
	Approved	111 54.95%	0 0.00%	0 0.00%	111 54.95%
	Rejected	91 45.05%	0 0.00%	0 0.00%	91 45.05%
	Cast Votes:	202 93.09%	0 0.00%	0 0.00%	202 93.09%
	Over Votes:	0 0.00%	0 0.00%	0 0.00%	0 0.00%
	Under Votes:	15 6.91%	0 0.00%	0 0.00%	15 6.91%
ENGROSSED HOUSE JOINT RESOLUTION 4204, Vote For 1					
	Approved	81 38.03%	0 0.00%	0 0.00%	81 38.03%
	Rejected	132 61.97%	0 0.00%	0 0.00%	132 61.97%
	Cast Votes:	213 98.16%	0 0.00%	0 0.00%	213 98.16%
	Over Votes:	0 0.00%	0 0.00%	0 0.00%	0 0.00%
	Under Votes:	4 1.84%	0 0.00%	0 0.00%	4 1.84%
SUBSTITUTE HOUSE JOINT RESOLUTION 4215, Vote For 1					
	Approved	103 52.28%	0 0.00%	0 0.00%	103 52.28%
	Rejected	94 47.72%	0 0.00%	0 0.00%	94 47.72%
	Cast Votes:	197 90.78%	0 0.00%	0 0.00%	197 90.78%
	Over Votes:	0 0.00%	0 0.00%	0 0.00%	0 0.00%
	Under Votes:	20 9.22%	0 0.00%	0 0.00%	20 9.22%



200711270115
 Skagit County Auditor

Precinct Report — Official
Skagit County, Washington — 2007 General Election — November 06, 2007

Page 313 of 329

11/27/2007 10:43 AM

Total Number of Voters : 33,455 of 59,686 = 56.05%

Precincts Reporting 118 of 118 = 100.00%

Party	Candidate	Absentee	Early	Election	Total
Precinct 507 (Ballots Cast: 217)					
City of Burlington, Mayor, Vote For 1					
	Ed Brunz	120 57.97%	0 0.00%	0 0.00%	120 57.97%
	Garnor Bensen	87 42.03%	0 0.00%	0 0.00%	87 42.03%
	Cast Votes:	207 95.39%	0 0.00%	0 0.00%	207 95.39%
	Over Votes:	0 0.00%	0 0.00%	0 0.00%	0 0.00%
	Under Votes:	10 4.61%	0 0.00%	0 0.00%	10 4.61%
City Of Burlington, Council at Large, Vote For 1					
	Bill Aslett	150 100.00%	0 0.00%	0 0.00%	150 100.00%
	Cast Votes:	150 69.12%	0 0.00%	0 0.00%	150 69.12%
	Over Votes:	0 0.00%	0 0.00%	0 0.00%	0 0.00%
	Under Votes:	67 30.88%	0 0.00%	0 0.00%	67 30.88%
City Of Burlington, Council Ward 1, Vote For 1					
	Ted Montgomery	152 100.00%	0 0.00%	0 0.00%	152 100.00%
	Cast Votes:	152 70.05%	0 0.00%	0 0.00%	152 70.05%
	Over Votes:	0 0.00%	0 0.00%	0 0.00%	0 0.00%
	Under Votes:	65 29.95%	0 0.00%	0 0.00%	65 29.95%
City Of Burlington, Council Ward 2, Vote For 1					
	Edith M. Edmundson	119 61.98%	0 0.00%	0 0.00%	119 61.98%
	Sally L. Straathof	73 38.02%	0 0.00%	0 0.00%	73 38.02%
	Cast Votes:	192 88.48%	0 0.00%	0 0.00%	192 88.48%
	Over Votes:	0 0.00%	0 0.00%	0 0.00%	0 0.00%
	Under Votes:	25 11.52%	0 0.00%	0 0.00%	25 11.52%
City Of Burlington, Council Ward 3, Vote For 1					
	Joanne K. Valentine	83 45.11%	0 0.00%	0 0.00%	83 45.11%
	Mark Kramer	101 54.89%	0 0.00%	0 0.00%	101 54.89%
	Cast Votes:	184 84.79%	0 0.00%	0 0.00%	184 84.79%
	Over Votes:	0 0.00%	0 0.00%	0 0.00%	0 0.00%
	Under Votes:	33 15.21%	0 0.00%	0 0.00%	33 15.21%
Hospital District #304, Commissioner Position 3, Vote For 1					
	Gary L. Kent	145 100.00%	0 0.00%	0 0.00%	145 100.00%
	Cast Votes:	145 66.82%	0 0.00%	0 0.00%	145 66.82%
	Over Votes:	0 0.00%	0 0.00%	0 0.00%	0 0.00%
	Under Votes:	72 33.18%	0 0.00%	0 0.00%	72 33.18%



Precinct Report — Official
Skagit County, Washington — 2007 General Election — November 06, 2007

Page 314 of 329

11/27/2007 10:43 AM

Total Number of Voters : 33,455 of 59,686 = 56.05%

Precincts Reporting 118 of 118 = 100.00%

Party	Candidate	Absentee	Early	Election	Total
Precinct 507 (Ballots Cast: 217)					
Hospital District #304, Commissioner Position 5, Vote For 1					
	Robert M. Stanley	141 100.00%	0 0.00%	0 0.00%	141 100.00%
	Cast Votes:	141 64.98%	0 0.00%	0 0.00%	141 64.98%
	Over Votes:	0 0.00%	0 0.00%	0 0.00%	0 0.00%
	Under Votes:	76 35.02%	0 0.00%	0 0.00%	76 35.02%
Port of Skagit County, Commissioner District 1, Vote For 1					
	Kevin Ware	145 100.00%	0 0.00%	0 0.00%	145 100.00%
	Cast Votes:	145 66.82%	0 0.00%	0 0.00%	145 66.82%
	Over Votes:	0 0.00%	0 0.00%	0 0.00%	0 0.00%
	Under Votes:	72 33.18%	0 0.00%	0 0.00%	72 33.18%
Burlington School District #100, Director District 1, Vote For 1					
	Martin H. Lopez	139 100.00%	0 0.00%	0 0.00%	139 100.00%
	Cast Votes:	139 64.06%	0 0.00%	0 0.00%	139 64.06%
	Over Votes:	0 0.00%	0 0.00%	0 0.00%	0 0.00%
	Under Votes:	78 35.94%	0 0.00%	0 0.00%	78 35.94%
Burlington School District #100, Director District 3, Vote For 1					
	Tim Loving	100 52.63%	0 0.00%	0 0.00%	100 52.63%
	Bill Wallace	90 47.37%	0 0.00%	0 0.00%	90 47.37%
	Cast Votes:	190 87.56%	0 0.00%	0 0.00%	190 87.56%
	Over Votes:	0 0.00%	0 0.00%	0 0.00%	0 0.00%
	Under Votes:	27 12.44%	0 0.00%	0 0.00%	27 12.44%
Burlington School District #100, Director District 4, Vote For 1					
	Liza Peth Bott	143 100.00%	0 0.00%	0 0.00%	143 100.00%
	Cast Votes:	143 65.90%	0 0.00%	0 0.00%	143 65.90%
	Over Votes:	0 0.00%	0 0.00%	0 0.00%	0 0.00%
	Under Votes:	74 34.10%	0 0.00%	0 0.00%	74 34.10%



200711270115
 Skagit County Auditor

Precinct Report — Official
Skagit County, Washington — 2007 General Election — November 06, 2007

Page 315 of 329

11/27/2007 10:43 AM

Total Number of Voters : 33,455 of 59,686 = 56.05%

Precincts Reporting 118 of 118 = 100.00%

Party	Candidate	Absentee	Early	Election	Total
Precinct 508 (Ballots Cast: 0)					
INITIATIVE MEASURE 960, Vote For 1					
	Yes	0 0.00%	0 0.00%	0 0.00%	0 0.00%
	No	0 0.00%	0 0.00%	0 0.00%	0 0.00%
	Cast Votes:	0 0.00%	0 0.00%	0 0.00%	0 0.00%
	Over Votes:	0 0.00%	0 0.00%	0 0.00%	0 0.00%
	Under Votes:	0 0.00%	0 0.00%	0 0.00%	0 0.00%
REFERENDUM MEASURE 67, Vote For 1					
	Approved	0 0.00%	0 0.00%	0 0.00%	0 0.00%
	Rejected	0 0.00%	0 0.00%	0 0.00%	0 0.00%
	Cast Votes:	0 0.00%	0 0.00%	0 0.00%	0 0.00%
	Over Votes:	0 0.00%	0 0.00%	0 0.00%	0 0.00%
	Under Votes:	0 0.00%	0 0.00%	0 0.00%	0 0.00%
ENGROSSED SUBSTITUTE SENATE JOINT RESOLUTION 8206, Vote For 1					
	Approved	0 0.00%	0 0.00%	0 0.00%	0 0.00%
	Rejected	0 0.00%	0 0.00%	0 0.00%	0 0.00%
	Cast Votes:	0 0.00%	0 0.00%	0 0.00%	0 0.00%
	Over Votes:	0 0.00%	0 0.00%	0 0.00%	0 0.00%
	Under Votes:	0 0.00%	0 0.00%	0 0.00%	0 0.00%
SENATE JOINT RESOLUTION 8212, Vote For 1					
	Approved	0 0.00%	0 0.00%	0 0.00%	0 0.00%
	Rejected	0 0.00%	0 0.00%	0 0.00%	0 0.00%
	Cast Votes:	0 0.00%	0 0.00%	0 0.00%	0 0.00%
	Over Votes:	0 0.00%	0 0.00%	0 0.00%	0 0.00%
	Under Votes:	0 0.00%	0 0.00%	0 0.00%	0 0.00%
ENGROSSED HOUSE JOINT RESOLUTION 4204, Vote For 1					
	Approved	0 0.00%	0 0.00%	0 0.00%	0 0.00%
	Rejected	0 0.00%	0 0.00%	0 0.00%	0 0.00%
	Cast Votes:	0 0.00%	0 0.00%	0 0.00%	0 0.00%
	Over Votes:	0 0.00%	0 0.00%	0 0.00%	0 0.00%
	Under Votes:	0 0.00%	0 0.00%	0 0.00%	0 0.00%
SUBSTITUTE HOUSE JOINT RESOLUTION 4215, Vote For 1					
	Approved	0 0.00%	0 0.00%	0 0.00%	0 0.00%
	Rejected	0 0.00%	0 0.00%	0 0.00%	0 0.00%
	Cast Votes:	0 0.00%	0 0.00%	0 0.00%	0 0.00%
	Over Votes:	0 0.00%	0 0.00%	0 0.00%	0 0.00%
	Under Votes:	0 0.00%	0 0.00%	0 0.00%	0 0.00%



200711270115

Skagit County Auditor

Precinct Report — Official
Skagit County, Washington — 2007 General Election — November 06, 2007

Page 316 of 329

11/27/2007 10:43 AM

Total Number of Voters : 33,455 of 59,686 = 56.05%

Precincts Reporting 118 of 118 = 100.00%

Party	Candidate	Absentee	Early	Election	Total
Precinct 508 (Ballots Cast: 0)					
City of Burlington, Mayor, Vote For 1					
	Ed Brunz	0 0.00%	0 0.00%	0 0.00%	0 0.00%
	Garnor Bensen	0 0.00%	0 0.00%	0 0.00%	0 0.00%
	Cast Votes:	0 0.00%	0 0.00%	0 0.00%	0 0.00%
	Over Votes:	0 0.00%	0 0.00%	0 0.00%	0 0.00%
	Under Votes:	0 0.00%	0 0.00%	0 0.00%	0 0.00%
City Of Burlington, Council at Large, Vote For 1					
	Bill Aslett	0 0.00%	0 0.00%	0 0.00%	0 0.00%
	Cast Votes:	0 0.00%	0 0.00%	0 0.00%	0 0.00%
	Over Votes:	0 0.00%	0 0.00%	0 0.00%	0 0.00%
	Under Votes:	0 0.00%	0 0.00%	0 0.00%	0 0.00%
City Of Burlington, Council Ward 1, Vote For 1					
	Ted Montgomery	0 0.00%	0 0.00%	0 0.00%	0 0.00%
	Cast Votes:	0 0.00%	0 0.00%	0 0.00%	0 0.00%
	Over Votes:	0 0.00%	0 0.00%	0 0.00%	0 0.00%
	Under Votes:	0 0.00%	0 0.00%	0 0.00%	0 0.00%
City Of Burlington, Council Ward 2, Vote For 1					
	Edith M. Edmundson	0 0.00%	0 0.00%	0 0.00%	0 0.00%
	Sally L. Straathof	0 0.00%	0 0.00%	0 0.00%	0 0.00%
	Cast Votes:	0 0.00%	0 0.00%	0 0.00%	0 0.00%
	Over Votes:	0 0.00%	0 0.00%	0 0.00%	0 0.00%
	Under Votes:	0 0.00%	0 0.00%	0 0.00%	0 0.00%
City Of Burlington, Council Ward 3, Vote For 1					
	Joanne K. Valentine	0 0.00%	0 0.00%	0 0.00%	0 0.00%
	Mark Kramer	0 0.00%	0 0.00%	0 0.00%	0 0.00%
	Cast Votes:	0 0.00%	0 0.00%	0 0.00%	0 0.00%
	Over Votes:	0 0.00%	0 0.00%	0 0.00%	0 0.00%
	Under Votes:	0 0.00%	0 0.00%	0 0.00%	0 0.00%
Hospital District #304, Commissioner Position 3, Vote For 1					
	Gary L. Kent	0 0.00%	0 0.00%	0 0.00%	0 0.00%
	Cast Votes:	0 0.00%	0 0.00%	0 0.00%	0 0.00%
	Over Votes:	0 0.00%	0 0.00%	0 0.00%	0 0.00%
	Under Votes:	0 0.00%	0 0.00%	0 0.00%	0 0.00%



200711270115
 Skagit County Auditor

Precinct Report — Official
Skagit County, Washington — 2007 General Election — November 06, 2007

Page 317 of 329

11/27/2007 10:43 AM

Total Number of Voters : 33,455 of 59,686 = 56.05%

Precincts Reporting 118 of 118 = 100.00%

Party	Candidate	Absentee	Early	Election	Total
Precinct 508 (Ballots Cast: 0)					
Hospital District #304, Commissioner Position 5, Vote For 1					
	Robert M. Stanley	0 0.00%	0 0.00%	0 0.00%	0 0.00%
	Cast Votes:	0 0.00%	0 0.00%	0 0.00%	0 0.00%
	Over Votes:	0 0.00%	0 0.00%	0 0.00%	0 0.00%
	Under Votes:	0 0.00%	0 0.00%	0 0.00%	0 0.00%
Port of Skagit County, Commissioner District 1, Vote For 1					
	Kevin Ware	0 0.00%	0 0.00%	0 0.00%	0 0.00%
	Cast Votes:	0 0.00%	0 0.00%	0 0.00%	0 0.00%
	Over Votes:	0 0.00%	0 0.00%	0 0.00%	0 0.00%
	Under Votes:	0 0.00%	0 0.00%	0 0.00%	0 0.00%
Burlington School District #100, Director District 1, Vote For 1					
	Martin H. Lopez	0 0.00%	0 0.00%	0 0.00%	0 0.00%
	Cast Votes:	0 0.00%	0 0.00%	0 0.00%	0 0.00%
	Over Votes:	0 0.00%	0 0.00%	0 0.00%	0 0.00%
	Under Votes:	0 0.00%	0 0.00%	0 0.00%	0 0.00%
Burlington School District #100, Director District 3, Vote For 1					
	Tim Loving	0 0.00%	0 0.00%	0 0.00%	0 0.00%
	Bill Wallace	0 0.00%	0 0.00%	0 0.00%	0 0.00%
	Cast Votes:	0 0.00%	0 0.00%	0 0.00%	0 0.00%
	Over Votes:	0 0.00%	0 0.00%	0 0.00%	0 0.00%
	Under Votes:	0 0.00%	0 0.00%	0 0.00%	0 0.00%
Burlington School District #100, Director District 4, Vote For 1					
	Liza Peth Bott	0 0.00%	0 0.00%	0 0.00%	0 0.00%
	Cast Votes:	0 0.00%	0 0.00%	0 0.00%	0 0.00%
	Over Votes:	0 0.00%	0 0.00%	0 0.00%	0 0.00%
	Under Votes:	0 0.00%	0 0.00%	0 0.00%	0 0.00%



200711270115

Skagit County Auditor

Precinct Report — Official
Skagit County, Washington — 2007 General Election — November 06, 2007

Page 318 of 329

11/27/2007 10:43 AM

Total Number of Voters : 33,455 of 59,686 = 56.05%

Precincts Reporting 118 of 118 = 100.00%

Party	Candidate	Absentee	Early	Election	Total
Precinct 601 (Ballots Cast: 155)					
INITIATIVE MEASURE 960, Vote For 1					
	Yes	87 56.86%	0 0.00%	0 0.00%	87 56.86%
	No	66 43.14%	0 0.00%	0 0.00%	66 43.14%
	Cast Votes:	153 98.71%	0 0.00%	0 0.00%	153 98.71%
	Over Votes:	0 0.00%	0 0.00%	0 0.00%	0 0.00%
	Under Votes:	2 1.29%	0 0.00%	0 0.00%	2 1.29%
REFERENDUM MEASURE 67, Vote For 1					
	Approved	89 59.33%	0 0.00%	0 0.00%	89 59.33%
	Rejected	61 40.67%	0 0.00%	0 0.00%	61 40.67%
	Cast Votes:	150 96.77%	0 0.00%	0 0.00%	150 96.77%
	Over Votes:	0 0.00%	0 0.00%	0 0.00%	0 0.00%
	Under Votes:	5 3.23%	0 0.00%	0 0.00%	5 3.23%
ENGROSSED SUBSTITUTE SENATE JOINT RESOLUTION 8206, Vote For 1					
	Approved	105 70.47%	0 0.00%	0 0.00%	105 70.47%
	Rejected	44 29.53%	0 0.00%	0 0.00%	44 29.53%
	Cast Votes:	149 96.13%	0 0.00%	0 0.00%	149 96.13%
	Over Votes:	0 0.00%	0 0.00%	0 0.00%	0 0.00%
	Under Votes:	6 3.87%	0 0.00%	0 0.00%	6 3.87%
SENATE JOINT RESOLUTION 8212, Vote For 1					
	Approved	92 61.33%	0 0.00%	0 0.00%	92 61.33%
	Rejected	58 38.67%	0 0.00%	0 0.00%	58 38.67%
	Cast Votes:	150 96.77%	0 0.00%	0 0.00%	150 96.77%
	Over Votes:	0 0.00%	0 0.00%	0 0.00%	0 0.00%
	Under Votes:	5 3.23%	0 0.00%	0 0.00%	5 3.23%
ENGROSSED HOUSE JOINT RESOLUTION 4204, Vote For 1					
	Approved	75 49.02%	0 0.00%	0 0.00%	75 49.02%
	Rejected	78 50.98%	0 0.00%	0 0.00%	78 50.98%
	Cast Votes:	153 98.71%	0 0.00%	0 0.00%	153 98.71%
	Over Votes:	0 0.00%	0 0.00%	0 0.00%	0 0.00%
	Under Votes:	2 1.29%	0 0.00%	0 0.00%	2 1.29%
SUBSTITUTE HOUSE JOINT RESOLUTION 4215, Vote For 1					
	Approved	54 36.99%	0 0.00%	0 0.00%	54 36.99%
	Rejected	92 63.01%	0 0.00%	0 0.00%	92 63.01%
	Cast Votes:	146 94.19%	0 0.00%	0 0.00%	146 94.19%
	Over Votes:	0 0.00%	0 0.00%	0 0.00%	0 0.00%
	Under Votes:	9 5.81%	0 0.00%	0 0.00%	9 5.81%



200711270115
 Skagit County Auditor

Precinct Report — Official
Skagit County, Washington — 2007 General Election — November 06, 2007

Page 319 of 329

11/27/2007 10:43 AM

Total Number of Voters : 33,455 of 59,686 = 56.05%

Precincts Reporting 118 of 118 = 100.00%

Party	Candidate	Absentee	Early	Election	Total
Precinct 601 (Ballots Cast: 155)					
Town Of Concrete, Council Position 1, Vote For 1					
	Jack R. Mears	114 100.00%	0 0.00%	0 0.00%	114 100.00%
	Cast Votes:	114 73.55%	0 0.00%	0 0.00%	114 73.55%
	Over Votes:	0 0.00%	0 0.00%	0 0.00%	0 0.00%
	Under Votes:	41 26.45%	0 0.00%	0 0.00%	41 26.45%
Town Of Concrete, Council Position 2, Short/Full Term, Vote For 1					
	Tamera Glaser	117 100.00%	0 0.00%	0 0.00%	117 100.00%
	Cast Votes:	117 75.48%	0 0.00%	0 0.00%	117 75.48%
	Over Votes:	0 0.00%	0 0.00%	0 0.00%	0 0.00%
	Under Votes:	38 24.52%	0 0.00%	0 0.00%	38 24.52%
Town Of Concrete, Council Position 3, Vote For 1					
	Paul W. Rider	61 43.26%	0 0.00%	0 0.00%	61 43.26%
	Mike Criner	80 56.74%	0 0.00%	0 0.00%	80 56.74%
	Cast Votes:	141 90.97%	0 0.00%	0 0.00%	141 90.97%
	Over Votes:	0 0.00%	0 0.00%	0 0.00%	0 0.00%
	Under Votes:	14 9.03%	0 0.00%	0 0.00%	14 9.03%
Town Of Concrete, Council Position 4, Vote For 1					
	Marla Reed	121 100.00%	0 0.00%	0 0.00%	121 100.00%
	Cast Votes:	121 78.06%	0 0.00%	0 0.00%	121 78.06%
	Over Votes:	0 0.00%	0 0.00%	0 0.00%	0 0.00%
	Under Votes:	34 21.94%	0 0.00%	0 0.00%	34 21.94%
Cemetery District 5, Commissioner Position 2, Vote For 1					
	Richard A. Frank	138 100.00%	0 0.00%	0 0.00%	138 100.00%
	Cast Votes:	138 89.03%	0 0.00%	0 0.00%	138 89.03%
	Over Votes:	0 0.00%	0 0.00%	0 0.00%	0 0.00%
	Under Votes:	17 10.97%	0 0.00%	0 0.00%	17 10.97%
Hospital District #304, Commissioner Position 3, Vote For 1					
	Gary L. Kent	114 100.00%	0 0.00%	0 0.00%	114 100.00%
	Cast Votes:	114 73.55%	0 0.00%	0 0.00%	114 73.55%
	Over Votes:	0 0.00%	0 0.00%	0 0.00%	0 0.00%
	Under Votes:	41 26.45%	0 0.00%	0 0.00%	41 26.45%
Hospital District #304, Commissioner Position 5, Vote For 1					
	Robert M. Stanley	112 100.00%	0 0.00%	0 0.00%	112 100.00%
	Cast Votes:	112 72.26%	0 0.00%	0 0.00%	112 72.26%
	Over Votes:	0 0.00%	0 0.00%	0 0.00%	0 0.00%
	Under Votes:	43 27.74%	0 0.00%	0 0.00%	43 27.74%



200711270115
 Skagit County Auditor
 11/27/2007 Page 358 of 368 2:48PM

Precinct Report — Official
Skagit County, Washington — 2007 General Election — November 06, 2007

Page 320 of 329

11/27/2007 10:43 AM

Total Number of Voters : 33,455 of 59,686 = 56.05%

Precincts Reporting 118 of 118 = 100.00%

Party	Candidate	Absentee	Early	Election	Total
-------	-----------	----------	-------	----------	-------

Precinct 601 (Ballots Cast: 155)

Port of Skagit County, Commissioner District 1, Vote For 1									
	Kevin Ware	112	100.00%	0	0.00%	0	0.00%	112	100.00%
	Cast Votes:	112	72.26%	0	0.00%	0	0.00%	112	72.26%
	Over Votes:	0	0.00%	0	0.00%	0	0.00%	0	0.00%
	Under Votes:	43	27.74%	0	0.00%	0	0.00%	43	27.74%
Concrete School District #11, Director District 5, Vote For 1									
	Mertene Buller	121	100.00%	0	0.00%	0	0.00%	121	100.00%
	Cast Votes:	121	78.06%	0	0.00%	0	0.00%	121	78.06%
	Over Votes:	0	0.00%	0	0.00%	0	0.00%	0	0.00%
	Under Votes:	34	21.94%	0	0.00%	0	0.00%	34	21.94%
Proposition No. 1 Concrete School District Dissolution and Reapportionment of Directors' Districts, Vote For 1									
	Approved	95	65.52%	0	0.00%	0	0.00%	95	65.52%
	Rejected	50	34.48%	0	0.00%	0	0.00%	50	34.48%
	Cast Votes:	145	93.55%	0	0.00%	0	0.00%	145	93.55%
	Over Votes:	0	0.00%	0	0.00%	0	0.00%	0	0.00%
	Under Votes:	10	6.45%	0	0.00%	0	0.00%	10	6.45%



200711270115
 Skagit County Auditor

11/27/2007 Page 359 of 368 2:48PM

Precinct Report — Official
Skagit County, Washington — 2007 General Election — November 06, 2007

Page 321 of 329

11/27/2007 10:43 AM

Total Number of Voters : 33,455 of 59,686 = 56.05%

Precincts Reporting 118 of 118 = 100.00%

Party	Candidate	Absentee	Early	Election	Total
Precinct 701 (Ballots Cast: 81)					
INITIATIVE MEASURE 960, Vote For 1					
	Yes	50 63.29%	0 0.00%	0 0.00%	50 63.29%
	No	29 36.71%	0 0.00%	0 0.00%	29 36.71%
	Cast Votes:	79 97.53%	0 0.00%	0 0.00%	79 97.53%
	Over Votes:	0 0.00%	0 0.00%	0 0.00%	0 0.00%
	Under Votes:	2 2.47%	0 0.00%	0 0.00%	2 2.47%
REFERENDUM MEASURE 67, Vote For 1					
	Approved	55 69.62%	0 0.00%	0 0.00%	55 69.62%
	Rejected	24 30.38%	0 0.00%	0 0.00%	24 30.38%
	Cast Votes:	79 97.53%	0 0.00%	0 0.00%	79 97.53%
	Over Votes:	0 0.00%	0 0.00%	0 0.00%	0 0.00%
	Under Votes:	2 2.47%	0 0.00%	0 0.00%	2 2.47%
ENGROSSED SUBSTITUTE SENATE JOINT RESOLUTION 8206, Vote For 1					
	Approved	50 63.29%	0 0.00%	0 0.00%	50 63.29%
	Rejected	29 36.71%	0 0.00%	0 0.00%	29 36.71%
	Cast Votes:	79 97.53%	0 0.00%	0 0.00%	79 97.53%
	Over Votes:	0 0.00%	0 0.00%	0 0.00%	0 0.00%
	Under Votes:	2 2.47%	0 0.00%	0 0.00%	2 2.47%
SENATE JOINT RESOLUTION 8212, Vote For 1					
	Approved	45 56.96%	0 0.00%	0 0.00%	45 56.96%
	Rejected	34 43.04%	0 0.00%	0 0.00%	34 43.04%
	Cast Votes:	79 97.53%	0 0.00%	0 0.00%	79 97.53%
	Over Votes:	0 0.00%	0 0.00%	0 0.00%	0 0.00%
	Under Votes:	2 2.47%	0 0.00%	0 0.00%	2 2.47%
ENGROSSED HOUSE JOINT RESOLUTION 4204, Vote For 1					
	Approved	25 32.05%	0 0.00%	0 0.00%	25 32.05%
	Rejected	53 67.95%	0 0.00%	0 0.00%	53 67.95%
	Cast Votes:	78 96.30%	0 0.00%	0 0.00%	78 96.30%
	Over Votes:	0 0.00%	0 0.00%	0 0.00%	0 0.00%
	Under Votes:	3 3.70%	0 0.00%	0 0.00%	3 3.70%
SUBSTITUTE HOUSE JOINT RESOLUTION 4215, Vote For 1					
	Approved	23 30.26%	0 0.00%	0 0.00%	23 30.26%
	Rejected	53 69.74%	0 0.00%	0 0.00%	53 69.74%
	Cast Votes:	76 93.83%	0 0.00%	0 0.00%	76 93.83%
	Over Votes:	0 0.00%	0 0.00%	0 0.00%	0 0.00%
	Under Votes:	5 6.17%	0 0.00%	0 0.00%	5 6.17%



11/27/2007 Page 360 of 368 2:48PM

Precinct Report — Official
Skagit County, Washington — 2007 General Election — November 06, 2007

Page 322 of 329

11/27/2007 10:43 AM

Total Number of Voters : 33,455 of 59,686 = 56.05%

Precincts Reporting 118 of 118 = 100.00%

Party	Candidate	Absentee	Early	Election	Total
Precinct 701 (Ballots Cast: 81)					
Town of Hamilton, Mayor, Vote For 1					
	Timothy A. Bates	58 100.00%	0 0.00%	0 0.00%	58 100.00%
	Cast Votes:	58 71.60%	0 0.00%	0 0.00%	58 71.60%
	Over Votes:	0 0.00%	0 0.00%	0 0.00%	0 0.00%
	Under Votes:	23 28.40%	0 0.00%	0 0.00%	23 28.40%
Town Of Hamilton, Council Position 1, Vote For 1					
	Andrew J. Hansen	15 18.75%	0 0.00%	0 0.00%	15 18.75%
	Dale M. Bonner	65 81.25%	0 0.00%	0 0.00%	65 81.25%
	Cast Votes:	80 98.77%	0 0.00%	0 0.00%	80 98.77%
	Over Votes:	0 0.00%	0 0.00%	0 0.00%	0 0.00%
	Under Votes:	1 1.23%	0 0.00%	0 0.00%	1 1.23%
Town Of Hamilton, Council Position 2, Vote For 1					
	Kathy Lipsey	38 48.72%	0 0.00%	0 0.00%	38 48.72%
	Dennis R. Mani	40 51.28%	0 0.00%	0 0.00%	40 51.28%
	Cast Votes:	78 96.30%	0 0.00%	0 0.00%	78 96.30%
	Over Votes:	0 0.00%	0 0.00%	0 0.00%	0 0.00%
	Under Votes:	3 3.70%	0 0.00%	0 0.00%	3 3.70%
Town Of Hamilton, Council Position 3, Vote For 1					
	Joan M. Cromley	47 61.84%	0 0.00%	0 0.00%	47 61.84%
	Cheryl Pitts	29 38.16%	0 0.00%	0 0.00%	29 38.16%
	Cast Votes:	76 93.83%	0 0.00%	0 0.00%	76 93.83%
	Over Votes:	0 0.00%	0 0.00%	0 0.00%	0 0.00%
	Under Votes:	5 6.17%	0 0.00%	0 0.00%	5 6.17%
Hospital District #304, Commissioner Position 3, Vote For 1					
	Gary L. Kent	65 100.00%	0 0.00%	0 0.00%	65 100.00%
	Cast Votes:	65 80.25%	0 0.00%	0 0.00%	65 80.25%
	Over Votes:	0 0.00%	0 0.00%	0 0.00%	0 0.00%
	Under Votes:	16 19.75%	0 0.00%	0 0.00%	16 19.75%
Hospital District #304, Commissioner Position 5, Vote For 1					
	Robert M. Stanley	63 100.00%	0 0.00%	0 0.00%	63 100.00%
	Cast Votes:	63 77.78%	0 0.00%	0 0.00%	63 77.78%
	Over Votes:	0 0.00%	0 0.00%	0 0.00%	0 0.00%
	Under Votes:	18 22.22%	0 0.00%	0 0.00%	18 22.22%



200711270115
 Skagit County Auditor

Precinct Report — Official
Skagit County, Washington — 2007 General Election — November 06, 2007

Page 323 of 329

11/27/2007 10:43 AM


Total Number of Voters : 33,455 of 59,686 = 56.05%

Precincts Reporting 118 of 118 = 100.00%

Party	Candidate	Absentee	Early	Election	Total
-------	-----------	----------	-------	----------	-------

Precinct 701 (Ballots Cast: 81)

Port of Skagit County, Commissioner District 1, Vote For 1									
	Kevin Ware	65	100.00%	0	0.00%	0	0.00%	65	100.00%
Cast Votes:		65	80.25%	0	0.00%	0	0.00%	65	80.25%
Over Votes:		0	0.00%	0	0.00%	0	0.00%	0	0.00%
Under Votes:		16	19.75%	0	0.00%	0	0.00%	16	19.75%
Sedro-Woolley School District #101, Director District 2, Vote For 1									
	Tim Howland	69	100.00%	0	0.00%	0	0.00%	69	100.00%
Cast Votes:		69	85.19%	0	0.00%	0	0.00%	69	85.19%
Over Votes:		0	0.00%	0	0.00%	0	0.00%	0	0.00%
Under Votes:		12	14.81%	0	0.00%	0	0.00%	12	14.81%
Sedro-Woolley School District #101, Director District 3, Vote For 1									
	Rich Weyrich	67	100.00%	0	0.00%	0	0.00%	67	100.00%
Cast Votes:		67	82.72%	0	0.00%	0	0.00%	67	82.72%
Over Votes:		0	0.00%	0	0.00%	0	0.00%	0	0.00%
Under Votes:		14	17.28%	0	0.00%	0	0.00%	14	17.28%



200711270115

Skagit County Auditor

11/27/2007 Page 362 of 368 2:48PM

Precinct Report — Official
Skagit County, Washington — 2007 General Election — November 06, 2007

Page 324 of 329

11/27/2007 10:43 AM

Total Number of Voters : 33,455 of 59,686 = 56.05%

Precincts Reporting 118 of 118 = 100.00%

Party	Candidate	Absentee	Early	Election	Total
Precinct 801 (Ballots Cast: 361)					
INITIATIVE MEASURE 960, Vote For 1					
	Yes	134 39.18%	0 0.00%	0 0.00%	134 39.18%
	No	208 60.82%	0 0.00%	0 0.00%	208 60.82%
	Cast Votes:	342 94.74%	0 0.00%	0 0.00%	342 94.74%
	Over Votes:	0 0.00%	0 0.00%	0 0.00%	0 0.00%
	Under Votes:	19 5.26%	0 0.00%	0 0.00%	19 5.26%
REFERENDUM MEASURE 67, Vote For 1					
	Approved	240 70.18%	0 0.00%	0 0.00%	240 70.18%
	Rejected	102 29.82%	0 0.00%	0 0.00%	102 29.82%
	Cast Votes:	342 94.74%	0 0.00%	0 0.00%	342 94.74%
	Over Votes:	0 0.00%	0 0.00%	0 0.00%	0 0.00%
	Under Votes:	19 5.26%	0 0.00%	0 0.00%	19 5.26%
ENGROSSED SUBSTITUTE SENATE JOINT RESOLUTION 8206, Vote For 1					
	Approved	222 67.68%	0 0.00%	0 0.00%	222 67.68%
	Rejected	106 32.32%	0 0.00%	0 0.00%	106 32.32%
	Cast Votes:	328 90.86%	0 0.00%	0 0.00%	328 90.86%
	Over Votes:	0 0.00%	0 0.00%	0 0.00%	0 0.00%
	Under Votes:	33 9.14%	0 0.00%	0 0.00%	33 9.14%
SENATE JOINT RESOLUTION 8212, Vote For 1					
	Approved	211 64.53%	0 0.00%	0 0.00%	211 64.53%
	Rejected	116 35.47%	0 0.00%	0 0.00%	116 35.47%
	Cast Votes:	327 90.58%	0 0.00%	0 0.00%	327 90.58%
	Over Votes:	0 0.00%	0 0.00%	0 0.00%	0 0.00%
	Under Votes:	34 9.42%	0 0.00%	0 0.00%	34 9.42%
ENGROSSED HOUSE JOINT RESOLUTION 4204, Vote For 1					
	Approved	196 57.82%	0 0.00%	0 0.00%	196 57.82%
	Rejected	143 42.18%	0 0.00%	0 0.00%	143 42.18%
	Cast Votes:	339 93.91%	0 0.00%	0 0.00%	339 93.91%
	Over Votes:	0 0.00%	0 0.00%	0 0.00%	0 0.00%
	Under Votes:	22 6.09%	0 0.00%	0 0.00%	22 6.09%
SUBSTITUTE HOUSE JOINT RESOLUTION 4215, Vote For 1					
	Approved	187 56.67%	0 0.00%	0 0.00%	187 56.67%
	Rejected	143 43.33%	0 0.00%	0 0.00%	143 43.33%
	Cast Votes:	330 91.41%	0 0.00%	0 0.00%	330 91.41%
	Over Votes:	0 0.00%	0 0.00%	0 0.00%	0 0.00%
	Under Votes:	31 8.59%	0 0.00%	0 0.00%	31 8.59%

200711270115
 Skagit County Auditor

11/27/2007 Page 363 of 368 2:48PM

Precinct Report — Official
Skagit County, Washington — 2007 General Election — November 06, 2007

Page 325 of 329

11/27/2007 10:43 AM

Total Number of Voters : 33,455 of 59,686 = 56.05%

Precincts Reporting 118 of 118 = 100.00%

Party	Candidate	Absentee	Early	Election	Total
Precinct 801 (Ballots Cast: 361)					
Town Of La Conner, Mayor, Vote For 1					
	Ramon M. Hayes	276 100.00%	0 0.00%	0 0.00%	276 100.00%
	Cast Votes:	276 76.45%	0 0.00%	0 0.00%	276 76.45%
	Over Votes:	0 0.00%	0 0.00%	0 0.00%	0 0.00%
	Under Votes:	85 23.55%	0 0.00%	0 0.00%	85 23.55%
Town Of La Conner, Council Position 1, Vote For 1					
	Mike Murdock	175 51.32%	0 0.00%	0 0.00%	175 51.32%
	Jacques Brunisholz	166 48.68%	0 0.00%	0 0.00%	166 48.68%
	Cast Votes:	341 94.46%	0 0.00%	0 0.00%	341 94.46%
	Over Votes:	0 0.00%	0 0.00%	0 0.00%	0 0.00%
	Under Votes:	20 5.54%	0 0.00%	0 0.00%	20 5.54%
Town Of La Conner, Council Position 5, Vote For 1					
	Don L. Wright	275 100.00%	0 0.00%	0 0.00%	275 100.00%
	Cast Votes:	275 76.18%	0 0.00%	0 0.00%	275 76.18%
	Over Votes:	0 0.00%	0 0.00%	0 0.00%	0 0.00%
	Under Votes:	86 23.82%	0 0.00%	0 0.00%	86 23.82%
Cemetery District 1, Commissioner Position 2, Vote For 1					
	John F. Hastings	267 100.00%	0 0.00%	0 0.00%	267 100.00%
	Cast Votes:	267 73.96%	0 0.00%	0 0.00%	267 73.96%
	Over Votes:	0 0.00%	0 0.00%	0 0.00%	0 0.00%
	Under Votes:	94 26.04%	0 0.00%	0 0.00%	94 26.04%
Port of Skagit County, Commissioner District 1, Vote For 1					
	Kevin Ware	225 100.00%	0 0.00%	0 0.00%	225 100.00%
	Cast Votes:	225 62.33%	0 0.00%	0 0.00%	225 62.33%
	Over Votes:	0 0.00%	0 0.00%	0 0.00%	0 0.00%
	Under Votes:	136 37.67%	0 0.00%	0 0.00%	136 37.67%
LaConner School District #311, Director District 1, Vote For 1					
	Gretchen McCauley	283 100.00%	0 0.00%	0 0.00%	283 100.00%
	Cast Votes:	283 78.39%	0 0.00%	0 0.00%	283 78.39%
	Over Votes:	0 0.00%	0 0.00%	0 0.00%	0 0.00%
	Under Votes:	78 21.61%	0 0.00%	0 0.00%	78 21.61%
LaConner School District #311, Director District 2, Vote For 1					
	Janie Beasley	276 100.00%	0 0.00%	0 0.00%	276 100.00%
	Cast Votes:	276 76.45%	0 0.00%	0 0.00%	276 76.45%
	Over Votes:	0 0.00%	0 0.00%	0 0.00%	0 0.00%
	Under Votes:	85 23.55%	0 0.00%	0 0.00%	85 23.55%



200711270115
 Skagit County Auditor

Precinct Report — Official
Skagit County, Washington — 2007 General Election — November 06, 2007

Page 326 of 329

11/27/2007 10:43 AM

Total Number of Voters : 33,455 of 59,686 = 56.05%

Precincts Reporting 118 of 118 = 100.00%

Party	Candidate	Absentee	Early	Election	Total
Precinct 801 (Ballots Cast: 361)					
	LaConner School District #311, Director District 4, Vote For 1 Rick Thompson	279 100.00%	0 0.00%	0 0.00%	279 100.00%
	Cast Votes:	279 77.29%	0 0.00%	0 0.00%	279 77.29%
	Over Votes:	0 0.00%	0 0.00%	0 0.00%	0 0.00%
	Under Votes:	82 22.71%	0 0.00%	0 0.00%	82 22.71%



200711270115
 Skagit County Auditor

Precinct Report — Official
Skagit County, Washington — 2007 General Election — November 06, 2007

Page 327 of 329

11/27/2007 10:43 AM

Total Number of Voters : 33,455 of 59,686 = 56.05%

Precincts Reporting 118 of 118 = 100.00%

Party	Candidate	Absentee	Early	Election	Total
Precinct 855 (Ballots Cast: 97)					
INITIATIVE MEASURE 960, Vote For 1					
	Yes	58 64.44%	0 0.00%	0 0.00%	58 64.44%
	No	32 35.56%	0 0.00%	0 0.00%	32 35.56%
	Cast Votes:	90 92.78%	0 0.00%	0 0.00%	90 92.78%
	Over Votes:	0 0.00%	0 0.00%	0 0.00%	0 0.00%
	Under Votes:	7 7.22%	0 0.00%	0 0.00%	7 7.22%
REFERENDUM MEASURE 67, Vote For 1					
	Approved	63 67.02%	0 0.00%	0 0.00%	63 67.02%
	Rejected	31 32.98%	0 0.00%	0 0.00%	31 32.98%
	Cast Votes:	94 96.91%	0 0.00%	0 0.00%	94 96.91%
	Over Votes:	0 0.00%	0 0.00%	0 0.00%	0 0.00%
	Under Votes:	3 3.09%	0 0.00%	0 0.00%	3 3.09%
ENGROSSED SUBSTITUTE SENATE JOINT RESOLUTION 8206, Vote For 1					
	Approved	54 60.67%	0 0.00%	0 0.00%	54 60.67%
	Rejected	35 39.33%	0 0.00%	0 0.00%	35 39.33%
	Cast Votes:	89 91.75%	0 0.00%	0 0.00%	89 91.75%
	Over Votes:	0 0.00%	0 0.00%	0 0.00%	0 0.00%
	Under Votes:	8 8.25%	0 0.00%	0 0.00%	8 8.25%
SENATE JOINT RESOLUTION 8212, Vote For 1					
	Approved	55 61.11%	0 0.00%	0 0.00%	55 61.11%
	Rejected	35 38.89%	0 0.00%	0 0.00%	35 38.89%
	Cast Votes:	90 92.78%	0 0.00%	0 0.00%	90 92.78%
	Over Votes:	0 0.00%	0 0.00%	0 0.00%	0 0.00%
	Under Votes:	7 7.22%	0 0.00%	0 0.00%	7 7.22%
ENGROSSED HOUSE JOINT RESOLUTION 4204, Vote For 1					
	Approved	30 31.58%	0 0.00%	0 0.00%	30 31.58%
	Rejected	65 68.42%	0 0.00%	0 0.00%	65 68.42%
	Cast Votes:	95 97.94%	0 0.00%	0 0.00%	95 97.94%
	Over Votes:	0 0.00%	0 0.00%	0 0.00%	0 0.00%
	Under Votes:	2 2.06%	0 0.00%	0 0.00%	2 2.06%
SUBSTITUTE HOUSE JOINT RESOLUTION 4215, Vote For 1					
	Approved	34 38.20%	0 0.00%	0 0.00%	34 38.20%
	Rejected	55 61.80%	0 0.00%	0 0.00%	55 61.80%
	Cast Votes:	89 91.75%	0 0.00%	0 0.00%	89 91.75%
	Over Votes:	0 0.00%	0 0.00%	0 0.00%	0 0.00%
	Under Votes:	8 8.25%	0 0.00%	0 0.00%	8 8.25%



200711270115
 Skagit County Auditor

Precinct Report — Official
Skagit County, Washington — 2007 General Election — November 06, 2007

Page 328 of 329

11/27/2007 10:43 AM

Total Number of Voters : 33,455 of 59,686 = 56.05%

Precincts Reporting 118 of 118 = 100.00%

Party	Candidate	Absentee	Early	Election	Total
Precinct 855 (Ballots Cast: 97)					
	Town of Lyman, Mayor, Vote For 1 Debra K. Heinzman	75 100.00%	0 0.00%	0 0.00%	75 100.00%
	Cast Votes:	75 77.32%	0 0.00%	0 0.00%	75 77.32%
	Over Votes:	0 0.00%	0 0.00%	0 0.00%	0 0.00%
	Under Votes:	22 22.68%	0 0.00%	0 0.00%	22 22.68%
	Town Of Lyman, Council Position 3, Vote For 1 Mike Swanson	82 100.00%	0 0.00%	0 0.00%	82 100.00%
	Cast Votes:	82 84.54%	0 0.00%	0 0.00%	82 84.54%
	Over Votes:	0 0.00%	0 0.00%	0 0.00%	0 0.00%
	Under Votes:	15 15.46%	0 0.00%	0 0.00%	15 15.46%
	Town Of Lyman, Council Position 5, Vote For 1 Mike Couch	84 100.00%	0 0.00%	0 0.00%	84 100.00%
	Cast Votes:	84 86.60%	0 0.00%	0 0.00%	84 86.60%
	Over Votes:	0 0.00%	0 0.00%	0 0.00%	0 0.00%
	Under Votes:	13 13.40%	0 0.00%	0 0.00%	13 13.40%
	Hospital District #304, Commissioner Position 3, Vote For 1 Gary L. Kent	75 100.00%	0 0.00%	0 0.00%	75 100.00%
	Cast Votes:	75 77.32%	0 0.00%	0 0.00%	75 77.32%
	Over Votes:	0 0.00%	0 0.00%	0 0.00%	0 0.00%
	Under Votes:	22 22.68%	0 0.00%	0 0.00%	22 22.68%
	Hospital District #304, Commissioner Position 5, Vote For 1 Robert M. Stanley	75 100.00%	0 0.00%	0 0.00%	75 100.00%
	Cast Votes:	75 77.32%	0 0.00%	0 0.00%	75 77.32%
	Over Votes:	0 0.00%	0 0.00%	0 0.00%	0 0.00%
	Under Votes:	22 22.68%	0 0.00%	0 0.00%	22 22.68%
	Port of Skagit County, Commissioner District 1, Vote For 1 Kevin Ware	75 100.00%	0 0.00%	0 0.00%	75 100.00%
	Cast Votes:	75 77.32%	0 0.00%	0 0.00%	75 77.32%
	Over Votes:	0 0.00%	0 0.00%	0 0.00%	0 0.00%
	Under Votes:	22 22.68%	0 0.00%	0 0.00%	22 22.68%
	Sedro-Woolley School District #101, Director District 2, Vote For 1 Tim Howland	73 100.00%	0 0.00%	0 0.00%	73 100.00%
	Cast Votes:	73 75.26%	0 0.00%	0 0.00%	73 75.26%
	Over Votes:	0 0.00%	0 0.00%	0 0.00%	0 0.00%
	Under Votes:	24 24.74%	0 0.00%	0 0.00%	24 24.74%



200711270115
 Skagit County Auditor

Precinct Report — Official
Skagit County, Washington — 2007 General Election — November 06, 2007

Page 329 of 329

11/27/2007 10:43 AM

Total Number of Voters : 33,455 of 59,686 = 56.05%

Precincts Reporting 118 of 118 = 100.00%

Party	Candidate	Absentee	Early	Election	Total
Precinct 855 (Ballots Cast: 97)					
Sedro-Woolley School District #101, Director District 3, Vote For 1					
	Rich Weyrich	78 100.00%	0 0.00%	0 0.00%	78 100.00%
	Cast Votes:	78 80.41%	0 0.00%	0 0.00%	78 80.41%
	Over Votes:	0 0.00%	0 0.00%	0 0.00%	0 0.00%
	Under Votes:	19 19.59%	0 0.00%	0 0.00%	19 19.59%



200711270115
 Skagit County Auditor